



LEAD MEMBER FOR EDUCATION AND INCLUSION, SPECIAL EDUCATIONAL NEEDS AND DISABILITY

DECISIONS to be made by the Lead Member for Education and Inclusion, Special Educational Needs and Disability, Councillor Bob Standley

MONDAY, 17 OCTOBER 2022 AT 10.00 AM

REMOTE MEETING VIA MICROSOFT TEAMS

AGENDA

1. Decisions made by the Lead Cabinet Member on 26 September 2022 (*Pages 3 - 4*)
2. Disclosures of interests
Disclosure by all Members present of personal interests in matters on the Agenda, the nature of any interest and whether the Member regards the interest as prejudicial under the terms of the Code of Conduct
3. Urgent items
Notification of items which the Lead Member considers to be urgent and propose to take at the end of the appropriate part of the Agenda
4. Admission arrangements for community and voluntary controlled schools in East Sussex 2024-25 (*Pages 5 - 42*)
Report by Director of Children's Services
5. East Sussex School Organisation Plan 2022-2026 (*Pages 43 - 128*)
Report by Director of Children's Services
6. Any urgent items previously notified under agenda item 3

PHILIP BAKER
Assistant Chief Executive
County Hall, St Anne's Crescent
LEWES BN7 1UE

7 October 2022

Contact Belinda Trunfull, 01273 335230,

Email: belinda.trunfull@eastsussex.gov.uk

NOTE: *As part of the County Council's drive to increase accessibility to its public meetings, this meeting will be broadcast live on its website. The live broadcast is accessible at:*

www.eastsussex.gov.uk/yourcouncil/webcasts/default.htm

This page is intentionally left blank

LEAD MEMBER FOR EDUCATION AND INCLUSION, SPECIAL EDUCATIONAL NEEDS AND DISABILITY

DECISIONS made by the Lead Member for Education and Inclusion, Special Educational Needs and Disability, Councillor Bob Standley, on 26 September 2022 at a remote meeting via Microsoft Teams

5. DECISIONS MADE BY THE LEAD CABINET MEMBER ON 24 MAY 2022

5.1 The Lead Member approved as a correct record the minutes of the meeting held on the 24 May 2022.

6. REPORTS

6.1 A copy of the report referred to below is included in the minute book.

7. HOUSEHOLD SUPPORT FUND

7.1 The Lead Member considered a report by the Director of Children's Services regarding the Household Support Fund.

7.2 The Lead Member RESOLVED to:

1. approve the proposed use of £1,680,000 of the Household Support Fund, to provide support to households with children as set out in paragraph 2 of the report; and
2. delegate authority to the Director of Children's Services to take all action necessary to implement the scheme

Reason

7.3 Household Support Fund 3 provides a further opportunity to extend the support to households with children, households with pensioners, households with a disabled person and other vulnerable households within East Sussex who are experiencing financial challenges.

This page is intentionally left blank

Report to:	Lead Member for Education, Inclusion, Special Educational Needs and Disability
Date of meeting:	17 October 2022
By:	Director of Children's Services
Title:	Admission arrangements for community and voluntary controlled schools in East Sussex 2024-25- permission to consult
Purpose:	To seek agreement for consultation on proposed admission arrangements for Community and Voluntary Controlled (VC) schools in East Sussex for the 2024-25 academic year) and on proposed co-ordinated schemes of admission for the same year as required by the School Admissions Code 2021.

RECOMMENDATIONS

The Lead Member is recommended to:

- 1) agree to consult on the proposed admission arrangements for Community and Voluntary Controlled (VC) schools in East Sussex for the 2024-25 academic year as set out in appendix 1 of the report;
- 2) note that there are two proposed changes to the admission arrangements which are explained in appendix 2 and appendix 3 (A supporting map is attached as appendix 4);
- 3) agree to consult on the proposed published admission numbers (PANs) for Community and VC schools for 2024-25, as set out in appendix 5 of the report; and
- 4) agree to consult on the proposed co-ordinated schemes of admissions as set out in appendices 6-8 of the report.

1 Background

1.1 The School Admissions Code 2021 states that admissions authorities must determine (set) their admissions arrangements annually. However, provided the relevant admission authority is not proposing any changes to their admissions arrangements, there is no requirement to consult annually; where there is no change to arrangements consultation must take place every 7 years.

1.2 As part of the consultation process, and in accordance with current statutory requirements, the consultation will include parents, schools, the relevant Dioceses and neighbouring local authorities, and details of the proposed arrangements will be posted on the Council's website.

1.3 The relevant area for the purpose of consultation is the administrative County of East Sussex, and there are no proposals to change this for 2024/25.

2 Supporting information

2.1 The Lead Member is advised that it is proposed to make two changes to the admission arrangements this year:

- To add a new category of priority for children of staff at the school in question, so that places at a school are allocated to the children of staff at the school after in area siblings but before other children living in the area;
- To move the community area boundary between the Polegate/Willingdon area and the Eastbourne primaries area, and to make a similar change in respect of the community area for Willingdon Community School at secondary level.

2.2 There are two proposed PAN changes for 2024-25: the headteacher and governing body of Robertsbridge Community College have requested that their PAN increase from 145 to 160 places, and the headteacher and governing body of Iford and Kingston CE Primary School have requested a decrease in PAN from 30 to 20 places.

2.3 The proposed changes to the co-ordinated schemes are to the dates only.

Proposal to prioritise children of staff:

2.4 In response to the consultation for 2023-24 admissions arrangements, headteachers of all the community secondary schools and some community primary schools in East Sussex requested priority for children of staff employed at the school in question. The School Admissions Code 2021 allows admission authorities to prioritise children of staff in certain circumstances, and some own admission authority schools in the county do this already.

2.5 A survey was conducted of all headteachers of community and VC schools in the county to establish levels of support for this priority, asking which staff should be included, and what level of priority, if any, should be offered to such children.

2.6 Based on the survey responses, it is proposed to prioritise children of staff at the school in question as priority 3 in the admission priorities. The rationale for this is set out in appendix 2.

Proposal to alter the community area boundary between Eastbourne and Willingdon/Polegate

2.7 A new estate is being built on the former sites of Brodricklands and Hamlands Farm, which falls outside the Eastbourne borough boundary but is only accessible from within Eastbourne borough. Accordingly it is proposed that the boundary between the community areas for Willingdon and Polegate Primary Schools, and the Eastbourne borough primary schools, be moved so that children living on this estate fall within the Eastbourne primary schools area.

2.8 It is proposed to move the boundary for Willingdon Community School to the same location.

2.9 It is also proposed that siblings of any children who are already living on the estate and have secured places at Polegate or either of the Willingdon schools prior to the introduction of this arrangement in September 2024 be treated as in-area siblings for the school their sibling attends.

2.10 The rationale for this change is set out in appendix 3 and a map is attached as appendix 4.

Proposed PAN changes:

2.11 The headteacher and governing body of Robertsbridge Community College have requested a PAN increase from the current figure of 145 to 160, to make the organisational structure more efficient.

2.12 There is no in area demand for this and the leadership at the College have been advised that there will be no resources available to support this increase. They understand that they will have to accommodate the larger numbers within the existing buildings and that there will be no capital funding to provide additional space as pupil numbers grow. However the proposed PAN reflects the outcome of the net capacity calculation conducted by the DfE as a pilot for its new methodology, and the leadership have indicated that they wish to adopt it.

- 2.13 The headteacher and governing body of Iford and Kingston CE Primary School have requested a reduction in PAN from the current figure of 30 to 20 to reflect the falling numbers of primary school aged children in the local area.
- 2.14 Forecasts show that a PAN of 20 will be sufficient to meet in area demand for the foreseeable future. However the accommodation at the school will remain sufficient to accommodate a PAN of 30, so school can return to admitting this number of children without additional accommodation should the demand arise.

3. Conclusion and reasons for recommendations

- 3.1 The County Council is required by law to consult on its admissions arrangements every seven years, or sooner if any changes to those arrangements are proposed for the schools for which it is the admission authority. The Lead Member is recommended to agree to consult on the attached admissions arrangements for 2024/25 with the proposed changes outlined in section 2 above.
- 3.2 The results of the consultation will be reported back to the Lead Member after the consultation period closes in January 2023 with recommendations for amendments as necessary resulting from comments received. Final admission arrangements will be determined by 28 February 2023 and published by 15 March 2023 in line with statutory deadlines.

Alison Jeffery
Director of Children's Services

Contact Officer: Jo Miles
Tel. No. 01273 481911/ 07701021572
Email: jo.miles@eastsussex.gov.uk

BACKGROUND DOCUMENTS

- Appendix 1- proposed admission arrangements for Community and VC schools for 2024-25
- Appendix 2- rationale for the proposal to include priority for children of staff
- Appendix 3- rationale for the proposed community area change
- Appendix 4- map showing the proposed area change
- Appendix 5- proposed published admission numbers for East Sussex schools for 2024-25
- Appendix 6- proposed co-ordinated scheme of admissions for East Sussex infant, junior and primary schools 2024-25
- Appendix 7- proposed co-ordinated scheme of admissions for East Sussex secondary schools 2024-25
- Appendix 8- proposed co-ordinated scheme for in year admissions for East Sussex schools for the academic year 2023-24

This page is intentionally left blank

Appendix 1- Proposed Admissions criteria for community and voluntary controlled schools in East Sussex

1. Looked after children and children who were looked after, but ceased to be so because they were adopted (or subject to residence orders or special guardianship orders) immediately following being looked after. An explanation of who falls into this criterion can be found in the 'Explanation of words and phrases' set out here: [Apply for a school place 2023 to 2024 | East Sussex County Council](#)

2. Children who will have a brother or sister (sibling) at the school (or linked infant or junior school-see priority 4) at the time of admission and who live at the same address, within the predefined community area*

The definition of 'sibling' can be found in the 'Explanation of words and phrases' set out here: [Apply for a school place 2023 to 2024 | East Sussex County Council](#)

Details of the pre-defined community area for each school can be found here: [Find my community area \(secondary\) | East Sussex County Council](#)
[Find my community area \(primary and junior\) | East Sussex County Council](#)

3. Children of staff members contracted to work at the school in question where:

- a) The member of staff has been employed at the school for two or more years at the time at which the application for admission to the school is made, and/or
- b) The member of staff is recruited to fill a vacant post for which there is a demonstrable skill shortage

An explanation of who falls into this priority can be found below.

Children wishing to transfer between a linked infant and junior school.

Linked infant and junior schools are:

- Motcombe Community School - Ocklynge Junior School
- Parkland Infant School - Parkland Junior School
- Pashley Down Infant School - Ocklynge Junior School
- Roselands Infant School - Stafford Junior School
- St Andrew's CE Infant School - Tollgate Community Junior School
- West Rise Community Infant School - West Rise Junior

4. Other children living within a pre-defined community area

Each home address within the county falls within a community area although living within the community area does not guarantee a place. Details of the pre-defined community area for each school can be found here:

[Find my community area \(secondary\) | East Sussex County Council](#)
[Find my community area \(primary and junior\) | East Sussex County Council](#)

5. Children who will have a brother or sister (sibling) at the school (or linked infant or junior school-see priority 3) at the time of admission who live at the same address, outside the predefined community area.*

The definition of 'sibling' can be found in the 'Explanation of words and phrases' set out here: [Apply for a school place 2023 to 2024 | East Sussex County Council](#)

6. Other children living outside the pre-defined community area.

Tiebreaker

- In the event of oversubscription within any category, place allocation will be decided by prioritising applications on the basis of home to school distance measured in a straight line (as the crow flies). For split site schools, we will measure to the site where the child will attend for the majority of lessons at the point of entry.
- In the event that applicants cannot be prioritised using the tie-breaker above because the distance measurements are the same, the Authority will use random allocation to decide which children will be offered the remaining places. This will be done electronically using the Authority's admissions software.

****Children who have a sibling who joined Willingdon Primary School or Polegate Primary School prior to 1 September 2018 and still live within the previous priority area serving the schools will continue to be considered under priority 2 for the school their sibling attends.***

****Children living in the priority areas for Denton Primary School and for Harbour Primary School, whose sibling joined one of these school before 1 September 2022 will continue to be considered under priority 2 for the school their sibling attends.***

****Children living in the Brodricklands and Hamlands Farm estates whose siblings joined Polegate Primary School, Willingdon Primary School or Willingdon Community School prior to 1 September 2024 will continue to be considered under priority 2 for the school their sibling attends.***

Twins and children from multiple births (all community and voluntary controlled schools).

Where the admission of both twins or all siblings from a multiple birth would cause the school to rise above its Planned Admission Number, both twins or all of the siblings will be admitted.

Where the admission of the additional child or children from multiple births to an infant class would result in the class size rising above 30, the additional child/children would be exceptions to the Infant Class Size legislation throughout the infant phase or until the number in the class reduced to 30.

Children of staff definition:

A member of staff will be considered to be a child's parent for the purpose of this criterion if they are living in the same family unit as the child at the same address and are:

- *their mother or father;*
- *any other person who has parental responsibility, such as an adoptive parent, a special guardian or person named in a child arrangement order;*
- *any other person who does not have parental responsibility but otherwise has the care of the child, such as a foster carer.*

For applications made as part of a normal intake, the length of employment will be considered as at the closing date for applications. For in year applications and for the purpose of maintaining a waiting list, the length of employment will be considered as at the date the application is received.

To be considered under this category, applicants must indicate this in the reasons section of the application and supply an official letter/email from the headteacher/Chair of Governors of the school in question verifying that the parent with care qualifies under a) or b).

Applications for admission out of year group

Arrangements for requesting a delayed reception start can be found here:

[Admissions for summer-born children | East Sussex County Council](#)

Arrangements for requesting admission out of year group at other points in a child's education can be found here:

[Apply for a school place 2023 to 2024 | East Sussex County Council](#)

This page is intentionally left blank

Appendix 2- Children of staff members contracted to work at the school in question

Proposal

The School Admissions Code 2021 (and the previous code issued in 2014) allows admission authorities to offer priority to children of staff members contracted to work at the school in question where:

- a) the member of staff has been employed at the school for two or more years at the time at which the application for admission to the school is made, and/or
- b) the member of staff is recruited to fill a vacant post for which there is a demonstrable skill shortage

It is proposed that East Sussex County Council prioritises offering school places for children of staff as above with these definitions:

A member of staff will be considered to be a child's parent for the purpose of this criterion if they are living in the same family unit as the child at the same address and are:

- *their mother or father;*
- *any other person who has parental responsibility, such as an adoptive parent, a special guardian or person named in a child arrangement order;*
- *any other person who does not have parental responsibility but otherwise has the care of the child, such as a foster carer.*

For applications made as part of a normal intake, the length of employment will be considered as at the closing date for applications. For in year applications and for the purpose of maintaining a waiting list, the length of employment will be considered as at the date the application is received.

To be considered under this category, applicants must indicate this in the reasons section of the application and supply an official letter/email from the headteacher/Chair of Governors of the school in question verifying that the parent with care qualifies under a) or b).

The proposal is to include these children as priority 3 (4 for junior schools) after in area siblings but before other children living in the area served by the school.

Rationale:

For some years now there have been representations from headteachers of community schools in East Sussex wishing to introduce this category, given that a number of own admission authority schools in the area have done so. Several of the surrounding local authorities have also adopted it for schools for which they are the admission authority.

Community school headteachers feel that they are at a disadvantage in terms of recruiting and retaining staff given that other local schools can offer this to aid recruitment and retention, while they cannot.

As a result of this, a survey was conducted of community and voluntary controlled schools in the spring of 2022 which encompassed 81 primary schools and seven secondary schools.

Responses were received from six of the seven secondary schools, all of which were in favour of affording priority to children of staff. 27 primary schools responded, of which 21 were in favour, five were against, and one was unsure.

Of the schools which were in support of the proposal, the highest number wanted to see this group of applicants prioritised as priority 3) after in area siblings but before other in area children. Fewer schools supported prioritising these children after in area children, or after out of area siblings. The vast majority of those who supported the proposal felt that it should apply to all staff members employed to work on site, although some specified that it should be restricted to those who work more than a certain number of hours per week and would therefore struggle with school runs.

Possible issues

There is a risk that prioritising children of staff would leave fewer places available to local children, particularly in small rural schools. However, the risk of this is low as the number of staff in schools is finite and it is unlikely that more than one place per form of entry would be filled in this way.

A related issue is that this priority could prove unpopular with parents who do not work in schools. This is particularly the case given rising childcare costs and decreasing availability of wraparound care, leaving many working parents struggling to maintain employment around school hours.

The second risk is that, while popular schools may well find that offering places to children of staff aids recruitment and retention, schools facing challenging circumstances will be even less likely to be able to recruit to hard-to-fill posts given that the offer of a place there for the staff member's child is unlikely to be so attractive. This is particularly the case at secondary level where children are more capable of independent travel. Staff members in challenging schools may, in fact, be tempted to apply for jobs in more sought-after schools to secure places for their children at one of them.

The final risk is that this will add an unnecessary administrative burden to senior leaders in schools, and to officers in the Admissions and Transport Service, when these parents make applications. It may also prove difficult if a parent is recruited to a post where there is a demonstrable skill shortage between the closing date and the date the child would start at the school- all places may have been offered to other children and the waiting list would be disadvantaged if the child is then re-prioritised on this basis.

Appendix 3

Proposed change to priority area for Willingdon Secondary school, and to the separate priority areas for Polegate and Willingdon primary schools and Eastbourne Primary schools: rationale

Since the separate area for Polegate and Willingdon primary schools was created (for September 2018 admissions), a new estate has received planning permission, and in part, built, in Lower Willingdon, outside the Eastbourne borough boundary and within the area served by the two primary schools.

However, this estate is only accessible (by road at least) from within Eastbourne borough, and the closest primary schools are in the Eastbourne community area. Logistically, it would make more sense for families in this area to consider Eastbourne schools as their local schools, particularly given that there will be a forecast shortfall of places in the two primary schools if this estate forms part of their community area.

There is also an issue of perceived fairness in that children living in the new estate would have to travel past the homes of children living in the Eastbourne primary area in order to access their 'local' school provision, which would be unavailable to those whose homes they were passing.

Consequently, it is proposed that the estates on the former sites of Brodricklands and Hamlands Farm (see attached map) should be transferred to the Eastbourne community area. It already falls within an area shared between the Eastbourne Academy and Willingdon Secondary School, but it is proposed to remove it from the area for Willingdon to ensure sufficient capacity for more distant children for whom Willingdon is the nearest secondary school in the same way.

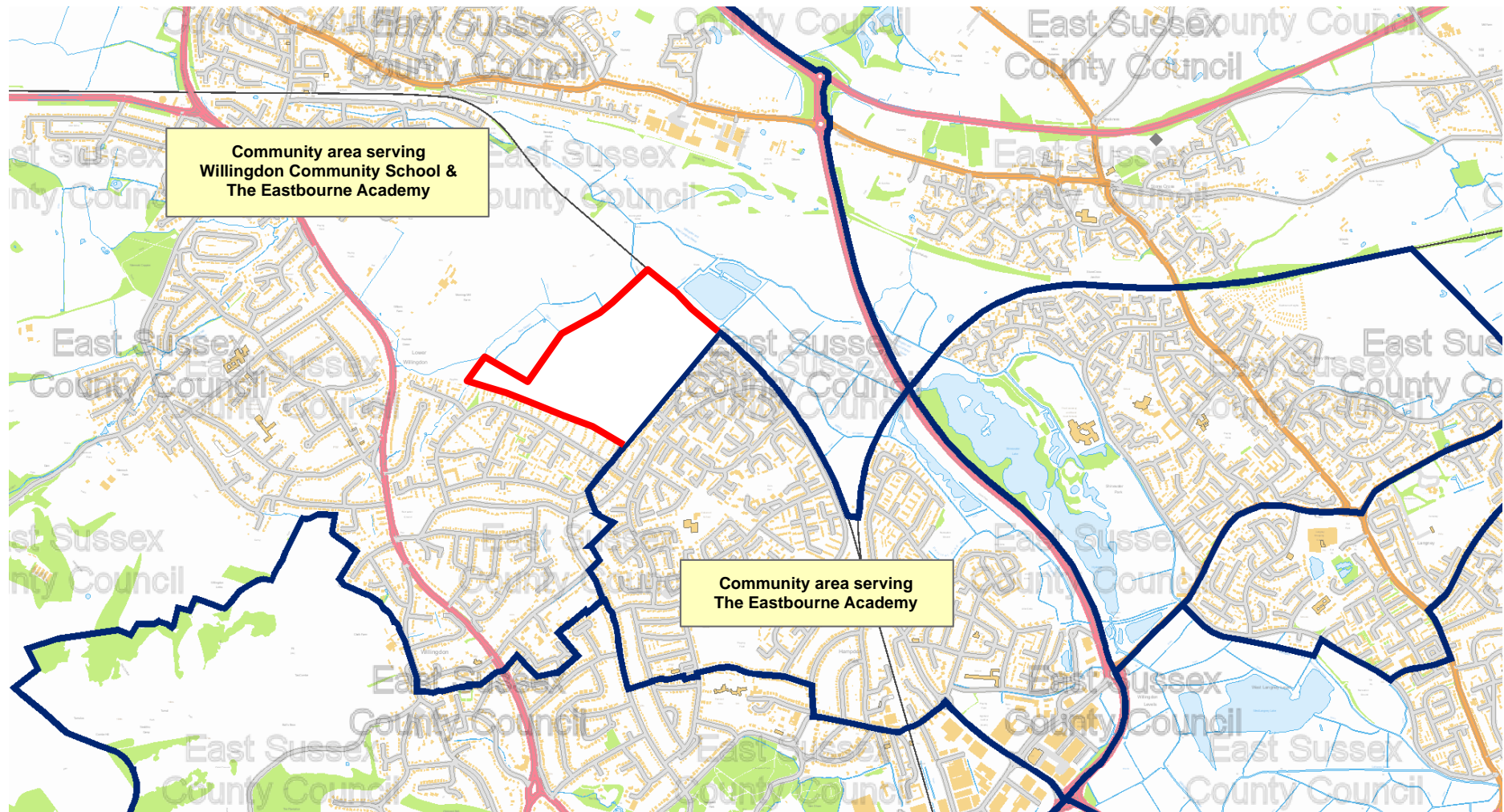
There is a proposal for a further development on the site of Mornings Mill Farm. This development will be accessible from Wealden, but not from the estate to which this proposal refers. The Mornings Mill Farm development, if built, will therefore remain in the area for Polegate and Willingdon Primary Schools, and for Willingdon Secondary School.

This page is intentionally left blank

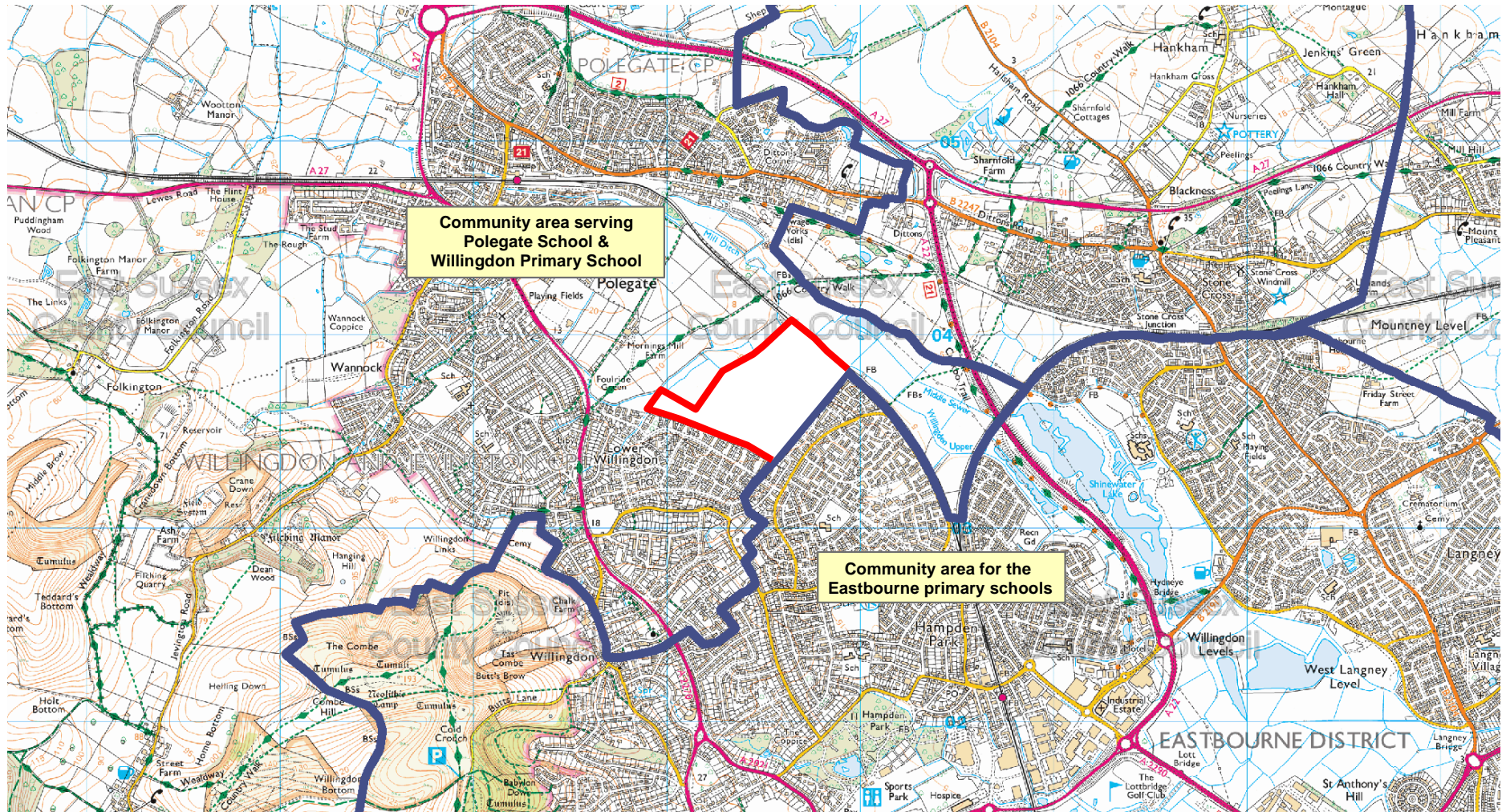
Appendix 4

Consultation on East Sussex school admission arrangements for 2024/25 academic year

The map below shows the current pre-defined community area for The Eastbourne Academy and for the joint community area for Willingdon Community School and The Eastbourne Academy. Should the proposal be adopted, the area outlined in red will transfer from the joint area solely into the area served by The Eastbourne Academy.



The map below shows the current pre-defined community area for the Eastbourne primary schools and the joint community area for Polegate School and Willingdon Primary School. Should the proposal be adopted, the area outlined in red will transfer from the joint Polegate/Willingdon area into the area served by the Eastbourne primaries.



Appendix 5- Proposed Admission numbers

The tables below show the schools and the proposed published admission numbers (PANs) where the County Council is the admission authority (any proposed changes shown in bold). School shown in italics are their own admission authority (A = Academy, T = Trust, F = Free School, VA = Voluntary Aided (Church)), and their admission numbers are included for reference only, and may be subject to change.

1. Eastbourne area

School	Admission number 2024/25
<i>The Cavendish School (A)</i>	120
<i>The Eastbourne Academy (A)</i>	180
<i>Gildredge House (F)</i>	84
<i>Ratton School (A)</i>	243
<i>St Catherine's College (A)</i>	208
<i>The Turing School (A)- formerly the Causeway</i>	189
Willingdon Community School	210

2. Hastings/St Leonards area

School	Admission number 2024/25
<i>Ark Alexandra Academy (A)</i>	360
<i>The Hastings Academy (A)</i>	180
<i>The St Leonards Academy (A)</i>	300

3. Other areas of the County

School	Admission number 2024/25
<i>Beacon Academy (A)</i>	250
<i>Bexhill Academy (A)</i>	300
Chailey School	174
Claverham Community College	230
<i>Hailsham Community College Academy Trust (A)</i>	300
Heathfield Community College	240
<i>King's Academy Ringmer (A)</i>	150
<i>Peacehaven Community School (A)</i>	180
<i>Priory School (T)</i>	232
Robertsbridge Community College	160 (from 145)
<i>Rye College (A)</i>	150
<i>St Richard's Catholic College (VA)</i>	200
<i>Seaford Head School (A)</i>	240
<i>Seahaven Academy (A)</i>	180
Uckfield College	270
<i>Uplands Community College (A)</i>	150

Primary, Junior and Infant Schools – proposed admissions numbers for the 2024/25 school year.

1. Bexhill area

School	Admission number 2024/25
All Saints Church of England Primary School	30
Chantry Community Primary School	30
<i>Glenleigh Park Primary Academy (A)</i>	60
<i>King Offa Primary Academy (A)</i>	60
Little Common School	90
<i>Pebsham Primary Academy (A)</i>	30
<i>St Mary Magdalene Catholic Primary School (VA)</i>	30
<i>St Peter and St Paul CE Primary School (VA)</i>	60

2. Crowborough area

School	Admission number 2024/25
Ashdown Primary School	60
<i>Jarvis Brook School (A)</i>	30
<i>St John's CE Primary School (VA)</i>	30
<i>St Mary's RC Primary School (VA)</i>	30
<i>Sir Henry Fermor CE Primary Academy (A)</i>	60

3. Eastbourne area (including Polegate and Willingdon)

School	Admission number 2024/25
Bourne Primary School	60
<i>The Cavendish School (A)</i>	60
<i>Gildredge House (Free)</i>	56
<i>Heron Park Primary Academy (A)</i>	60
<i>Langney Primary Academy (A)</i>	60
Motcombe Community School (for pupils aged 4-7)	90
<i>Oakwood Primary Academy (A)</i>	60
<i>Ocklynge Junior School (A) (for pupils aged 7-11)</i>	210
<i>Parkland Infant School (A) (for pupils aged 4-7)</i>	60
<i>Parkland Junior School (A) (for pupils aged 7-11)</i>	60
Pashley Down Infant School (for pupils aged 4-7)	90
Polegate School	90
<i>Roselands Infant School (A) (for pupils aged 4-7)</i>	90
<i>Shinewater Primary Academy (A)</i>	60
St Andrews Church of England Infant School (4-7)	90
<i>St Johns Meads Church of England Primary School (A)</i>	30
<i>St Thomas a Becket Catholic Primary School (VA)</i>	60
<i>Stafford Junior School (A) (for pupils aged 7-11)</i>	90
<i>The Haven Voluntary Aided CE/Methodist Primary School Primary School (VA)</i>	60
Tollgate Community Junior School (for pupils aged 7-11)	90
West Rise Community Infant School (for pupils aged 4-7)	90
West Rise Junior School (for pupils aged 7-11)	90
Willingdon Primary School	60

4. Hailsham

School	Admission number 2024/25
<i>Burfield Academy (A)</i>	30
<i>Grovelands Community School (T)</i>	90
<i>Hailsham Community College Primary Academy (A)</i>	60
<i>Hawkes Farm Academy (A)</i>	60
Hellingly Community Primary School	30
<i>Phoenix Academy (A)</i>	30
<i>White House Academy(A)</i>	30

5. Hastings/St Leonards area

School	Admission number 2024/25
<i>All Saints CE Junior Academy (A) (for pupils aged 7-11)</i>	60
<i>Ark Blacklands Primary Academy (A)</i>	90
<i>Ark Castledown Primary Academy (A)</i>	60
<i>Ark Little Ridge Primary Academy (A)</i>	60
<i>The Baird Primary Academy (A)</i>	60
<i>Christ Church CE Primary and Nursery Academy(A)</i>	60
<i>Churchwood Community Primary Academy(A)</i>	30
<i>Dudley Infant Academy (A) (for pupils aged 4-7)</i>	60
<i>Hollington Primary Academy (A)</i>	60
<i>Ore Village Primary Academy (A)</i>	60
<i>Robsack Wood Primary Academy (A)</i>	60
<i>Sacred Heart Catholic Primary School (VA)</i>	30
<i>St Leonards CE Primary Academy (A)</i>	60
<i>St Mary Star of the Sea Primary School (VA)</i>	30
<i>St Paul's Church of England Primary Academy (A)</i>	90
Sandown Primary School	60
<i>Silverdale Primary Academy (A)</i>	90
<i>West St Leonards Primary Academy (A)</i>	60

6. Heathfield

School	Admission number 2024/25
<i>All Saints and St Richard's CE Primary School (VA)</i>	20
Cross-In-Hand Church of England Primary School	60
Parkside Community Primary School	30

7. Lewes area

School	Admission number 2024/25
<i>St Pancras Catholic Primary School (VA)</i>	20
South Malling Church of England Primary School	30
Southover Church of England Primary School	45

Wallands Community Primary School	30
<i>Western Road Community Primary School (T)</i>	30

8. Newhaven area

School	Admission number 2024/25
<i>Breakwater Academy (A)</i>	30
Denton Community Primary School	30
Harbour Primary and Nursery School	60
<i>High Cliff Academy (A)</i>	30

9. Peacehaven/Telscombe Cliffs area

School	Admission number 2024/25
Meridian Primary School	60
<i>Peacehaven Heights Primary Academy (A)</i>	60
<i>Telscombe Cliffs Community Primary Academy (A)</i>	90

10. Rye area

School	Admission number 2024/25
<i>Rye Community Primary School (A)</i>	45

11. Seaford area

School	Admission number 2024/25
<i>Annecy Catholic Primary School (A)</i>	30
<i>Chyngton School</i>	60
Cradle Hill Community Primary School	90
Seaford Primary School	60

12. Uckfield area

School	Admission number 2024/25
Harlands Primary School	30
<i>Holy Cross CE Primary School (VA)</i>	30
<i>Little Horsted CE Primary School (VA)</i>	15
Manor Primary School	60
Rocks Park Primary School	30
<i>St Philip's Catholic Primary School (VA)</i>	30

13. Rural Primary Schools

School	Admission number 2024/25
Alfriston School	15
Barcombe Church of England Primary School	20
Battle and Langton Church of England Primary School	60
Beckley Church of England Primary School	15
<i>Blackboys Church of England Primary School (VA)</i>	20
Bodiam Church of England Primary School	15

Bonnors Church of England Primary School	15
Brede Primary School	20
Burwash Church of England Primary School	25
Buxted Church of England Primary School	30
Catsfield Church of England Primary School	15
Chailey St Peter's Church of England Primary School	20
Chiddingly Primary School	15
Crowhurst Church of England Primary School	15
Dallington Church of England Primary School	15
Danehill Church of England Primary School	15
<i>Ditchling (St Margaret's) Church of England Primary Academy</i>	24
East Hoathly Church of England Primary School	15
Etchingam Church of England Primary School	15
Firle Church of England Primary School	15
Five Ashes Church of England Primary School	10
Fletching Church of England Primary School	15
Forest Row Church of England Primary School	30
<i>Framfield Church of England Primary School (VA)</i>	15
Frant Church of England Primary School	15
<i>Groombridge St Thomas Church of England Primary School (VA)</i>	30
<i>Guestling-Bradshaw Church of England Primary School (VA)</i>	30
Hamsey Community Primary School	15
Hankham Primary School	20
Herstmonceux Church of England Primary School	30
High Hurstwood Church of England Primary School	15
<i>Hurst Green Church of England Primary Academy (A)</i>	20
Icklesham Church of England Primary School	15
Iford and Kingston Church of England Primary School	20
Laughton Community Primary School	15
<i>Mark Cross Church of England Primary School (VA)</i>	15
Mayfield Church of England Primary School	30
Maynards Green Community Primary School	30
Netherfield Church of England Primary School	20
Newick Church of England Primary School	30
Ninfield Church of England Primary School	20
<i>Northiam Church of England Primary Academy (A)</i>	15
Nutley Church of England Primary School	15
Park Mead Primary School	15
Peasmarsh Church of England Primary School	15
Pevensey and Westham Church of England Primary School	60
Plumpton Primary School	20
Punnetts Town Community Primary School	15
Ringmer Primary and Nursery School	45
Rotherfield Primary School	30
<i>St Mark's Church of England Primary School (VA)</i>	15
<i>St Mary the Virgin Church of England Primary School (VA)</i>	15
St Michaels Church of England Primary School (Playden)	15
St Michaels Primary School (Withyham)	15

<i>St Thomas' Church of England Primary School (Winchelsea) (VA)</i>	20
Salehurst Church of England Primary School	30
<i>Sedlescombe Church of England Primary Academy</i>	30
Staplecross Methodist Primary School	15
Stone Cross School	60
Stonegate Church of England Primary School	15
Ticehurst and Flimwell CE Primary School	30
Wadhurst Church of England Primary School	45
Westfield School	30
Wivelsfield Primary School	30

Appendix 6

Proposed Co-ordinated Admission Scheme for reception and year 3 (of junior schools) entry September 2024/25

Contents

Introduction	1
Primary scheme 2024/25	1
Key dates.....	1
Applications made in the main round.....	2
Applications received after 15 January 2024 but by 15 March 2024	3
Changes of preference	3
No application form received	4
Applications received on or after 16 March 2024.....	4
Appeals.....	4
Waiting lists	5
Admission of summer born children to Reception classes.....	5

Introduction

Local Authorities (LAs) are required each year to draw up a scheme for co-ordinating the normal admissions round to primary and secondary schools. The aim of the scheme is to ensure that all parents receive a single offer of a school place on the national allocation date. If the prescribed date falls on a weekend or bank holiday, offers are sent on the next working day.

The scheme proposed by the County Council will be the subject of consultation with all maintained schools in the county and neighbouring local authorities.

The co-ordinated schemes apply only to admissions to Reception, and year 3 of junior schools at the start of term 1.

Primary scheme 2024/25

Key dates

September 2023: Admissions information made available

15 January 2024: Closing date for applications

26 January 2024: Preferences for each school established

9 February 2024: Exchange of preference data between local authorities

15 March 2024: Admission authorities in East Sussex advise LA of ranked order

28 March 2024: Finalise allocations

16 April 2024: Allocations confirmed to primary schools

16 April 2024: Decisions conveyed to parents by email

10 May 2024: (to be confirmed): Closing date for appeals

June to July 2024: Appeals heard

Applications made in the main round

1. The co-ordinated scheme is based on all preferences expressed by parents being treated equally, but where more than one school can be offered, the highest possible preference school named by the parent will be allocated. It will be for individual admission authorities to prioritise all preferences expressed for their schools against the published admissions criteria, which they have consulted on and determined. Individual academies can agree that the County Council ranks applicants on the academy's behalf. This would be a traded service. The only valid preferences are those stated on the LA common application form which is available online or in hard copy. Other admission authorities in East Sussex must not use any other application form. A separate, supplementary information form can only be used where additional information is required to determine admission within their published criteria. This form will be obtainable from and returnable to that admissions authority (voluntary aided (VA) schools). A supplementary information form on its own is not a valid application. Applicants living outside East Sussex must use the common application form that is supplied by their home local authority.
2. The process will begin with the information on admission arrangements and methods of application being made available early in September 2023.
3. The LA application form enables parents to name up to any three maintained schools stated in order of preference. It should be completed and submitted to the LA by the closing date of 15 January 2024.
4. By 26 January 2024 East Sussex County Council ("the County Council") will exchange preference data with any local authority where an application has been received.
5. By 9 February 2024 East Sussex schools that are their own admission authorities will consider all applications for their school, apply their published admissions criteria and provide the County Council with a list of those applicants ranked accordingly.
6. By 15 March 2024 other local authorities will advise the County Council of decisions reached on applications for their schools from East Sussex residents. The County Council will apply its published admissions criteria to those schools where it is the admissions authority and determine the outcome of each preference expressed.
7. By 28 March 2024, the County Council will match the ranked lists against the parental preferences to ensure only one place is allocated per child. Qualifying late applications received before 15 March will be included in this process.

Where a child is:

- Eligible for a place at only one school given on the application form that school will be allocated

- Eligible for two or three schools, a place will be allocated at the highest-ranking preference school
 - Not eligible for a place at any of the named schools and the child lives in East Sussex, a place will be allocated at the nearest school to the home with a space.
8. In the period 2 April 2024 to 15 April 2024 decision notifications will be prepared. The LA where the child lives will be responsible for sending these to parents.
 9. On 16 April 2024 lists will be prepared of children allocated places at each primary school in East Sussex, and these will be sent to the schools in question.
 10. 16 April 2024 – allocation decisions will be notified to parents by email. Letters will only be sent where specifically requested, or where the application has been made on a paper form. Where a preference is not being met, the notification email will signpost parents to the County Council website where information can be found explaining to parents how places have been allocated at their preferred school(s) and advising parents of the right of appeal.

Applications received after 15 January 2024 but by 15 March 2024

1. If an application form is received after 15 January 2024, it will still be passed to the relevant admissions authority with a note that it has been received after that date. It will be for the admissions authority to decide how it wishes to respond to the application. This will continue up until 15 March 2024.
2. If an application is received after 15 January 2024 but before 15 March 2024, together with proof of a change of address* since the closing date, or proof of another good reason why it was not possible for the family to apply on time, it will be treated as on time in respect of community and voluntary controlled schools. If there is no proof, or the reason is not considered valid by the County Council, the application will be treated as late. There is no separate right of appeal against the decision as to whether the application is treated as on time or late.
3. Applicants whose forms are received between these dates will be sent a decision on 16 April 2024. For applications received after 15 March 2024, we will aim to send a decision email within 20 school days.

Changes of preference

1. Parents may change their preferences at any stage up to the closing date of 15 January 2024. After 15 January 2024, we will not allow preferences to be changed without an exceptional reason. The LA will judge each case on its merits but will only usually accept a change of preference where there has been a significant change of circumstances (such as a house move*) thus making the original preferences no longer practical. Parents will be required to put their reasons for changing their preferences in writing, and in all cases, supporting evidence will be required. If the change of preference is agreed, a decision will be sent on 16 April 2024 provided the request was received by 15 March 2024. Such applicants will be advised that they have the right of appeal if the revised preference cannot be met.

* In the case of house moves, proof of ownership or tenancy on an East Sussex property (such as exchange of contracts or signed tenancy agreement of one year)

is required if an address is to be used for the purpose of allocating a school place. If an applicant cannot provide evidence, the application cannot be accepted.

2. There is no right of appeal where the LA does not accept the change of preference.

No application form received

1. No Reception or junior transfer places will be allocated unless a completed application form has been received.

Applications received on or after 16 March 2024

1. Only preferences stated on the LA application form will be valid. If the preference is for an 'own admission authority' school, the County Council will pass details to the school for a decision. The school must then advise the County Council within fourteen days as to whether a place can be allocated so the County Council can formally advise the parent of the decision. Where the preference is for a community or voluntary controlled school, the County Council will determine the outcome. If there are no places available at one of the preferred schools a place will be allocated at the nearest school with a place available (if the identified school is its own admission authority the County Council will ask the school whether a place can be allocated). We will aim to process late applications within 20 school days. Any refused preference will carry the right of appeal.
2. Where the preference is for a school in a neighbouring authority, the details will be passed to that authority for a decision to be made. Any authority refusing an application should advise the LA of the decision so the LA can consider allocating an alternative school.
3. The Co-ordinated Scheme will end on 31 August each year. Applications received after this date will be processed as in year applications.

Appeals

1. Parents must be allowed at least 20 school days from the date of notification that their application was unsuccessful to prepare and submit their written appeal. The appeal must be against any refused preference, thus if a parent puts on the appeal form a school which did not feature as a preference on the original application form an appeal hearing will not be arranged.
2. Parents submitting an appeal will be entitled to at least 10 school days' notice of the date of the appeal. Papers relevant to the appeal will be sent seven working days before the hearing. Appeals must be heard within forty school days of the deadline for lodging appeals. Appeals for late applications will be included with those being heard for the same admission round wherever possible. If this is not possible, they must be heard within 30 school days of the appeal being lodged.
3. The County Council must be advised of the outcome of all appeals to other admission authorities.

Waiting lists

1. The County Council will operate waiting lists for all community and voluntary controlled primary, infant and junior schools so that it is clear which child will be offered any place which becomes vacant. Such waiting lists will be operational after the closing date for appeals to be lodged. The waiting list must reflect the admissions criteria. The County Council must be notified by admissions authorities of any places that are subsequently allocated from the waiting list. Until co-ordination ends, it remains for the County Council to offer places to parents when places become available and are allocated from the waiting list whether the admissions authority is the County Council or not.
2. Waiting lists will operate until the end of Term 2, 2024.

Admission of summer born children to Reception classes.

Parents of summer born children who are due to start in reception can request that their child starts on a part-time basis or joins Reception later during the school year.

However, parents can also request that their child starts in Reception in the September following their fifth birthday (i.e. when they would normally be starting Year 1). Parents making such a request should do so during the normal admission round.

The County Council will consider these requests on a case-by-case basis, taking into consideration the child's academic, social and emotional development together with the Headteacher and parent's views. If the request is refused but the child is offered a place in the school (but not the preferred year group) the parent would not have the right of appeal.

If the request is agreed, parents will need to be clear that this does not mean the child will remain in the year below their chronological age group for all of their school career, particularly on transfer to secondary school.

The County Council will base its decision-making on the assumption that it is in the best interests of summer born children (i.e. those born between 1 April and 31 August) to be admitted to Reception at compulsory school age where their parents request it, unless there are clear reasons why this is inappropriate (e.g. safeguarding or the pupil has an EHCP or is undergoing statutory assessment).

Parents are, however, required to make a case for this so that it can be demonstrated that the County Council has considered the rationale behind the request and made the decision in the child's best interests. Parents also need to be clear that own admission authority schools in East Sussex will not necessarily work on the same assumption, although they are encouraged to do so by the County Council.

The County Council will, however, advise all parents whose request for admission out of year group is agreed of the potential difficulties this could cause later on, and will require parents to agree that they have understood this and take responsibility for this decision before the child is admitted to school in East Sussex by signing a disclaimer to this effect. Should the parent refuse to sign, admission will not be held up if the child is already compulsory school age, but it will be clearly documented

that the parent has been advised of the risks but has refused or otherwise failed to sign the disclaimer.

Appendix 7

Proposed Co-ordinated Admission Schemes for the normal year of entry for secondary schools

Contents

Introduction	1
Secondary scheme 2024/25.....	1
Key dates.....	1
Applications made in the main round.....	2
Applications received after 31 October 2023 but by 31 January 2024.....	3
Changes of preference	3
No application form received by 31 January 2024.....	4
Applications received on or after 1 March 2024.....	4
Appeals.....	4
Waiting lists	5
Applications for children to be educated out of chronological year group	5

Introduction

Local Authorities (LAs) are required each year to draw up a scheme for co-ordinating the normal admissions round to primary and secondary schools. The aim of the scheme is to ensure that all parents receive a single offer of a school place on national offer day. If the prescribed date (1 March or 16 April) falls on a weekend or bank holiday, offers are sent on the next working day.

The scheme proposed by the County Council will be the subject of consultation with all maintained schools in the county and neighbouring local authorities. This co-ordinated scheme applies only to admissions to year 7 at the start of term 1. The County Council has delegated responsibility for admission to year 12 of community schools with sixth forms to the relevant governing bodies and each school displays its own admission procedures and external published admission numbers (PANs) for this year group on its website, together with any requirements for entry to particular courses.

Secondary scheme 2024/25

Key dates

September 2023: Admissions information made available

31 October 2023: Closing date for applications

1 December 2023: Exchange of preference data between local authorities

8 January 2024: Admission authorities in East Sussex to advise LA of ranked order

9 February 2024: Finalise allocations

26 February 2024: Allocations confirmed to secondary schools

1 March 2024: Decisions conveyed to parents by email

9 April 2024 (to be confirmed): Closing date for appeals

April to June 2024: 'On time' appeals heard

Applications made in the main round

1. The co-ordinated scheme is based on all preferences expressed by parents being treated equally, but where more than one school can be offered, the highest possible preference school named by the parent will be allocated. It will be for individual admission authorities to prioritise all preferences expressed for their schools against the published admissions criteria, which they have consulted on and determined. Individual academies can agree that the County Council ranks applicants on the academy's behalf. This would be a traded service. The only valid preferences are those stated on the LA common application form which is available online or in hard copy. Other admission authorities in East Sussex must not use any other application form. A separate, supplementary information form can only be used where additional information is required to determine admission within their published criteria. This form will be obtainable from and returnable to that admission authority (c/o the school/academy). A supplementary information form on its own is not a valid application. Applicants living outside East Sussex must use the common application form that is supplied by their home local authority.
2. The process will begin with the information on admission arrangements and methods of application being made available early in September 2023.
3. The LA application form enables parents to name up to any three maintained schools stated in order of preference. The form should be completed and submitted to the County Council by the closing date of 31 October 2023.
4. By 1 December 2023, East Sussex will exchange preference data with any local authority where an application has been received.
5. By 8 January 2024, East Sussex schools that are their own admissions authorities will consider their applications, apply their published admissions criteria and provide the County Council with a list of those applicants ranked accordingly.
6. By 19 January 2024, other local authorities will advise the County Council of decisions reached on applications for their schools from East Sussex residents. The County Council will apply its published admissions criteria to those schools where it is the admissions authority and determine the outcome of each preference expressed.
7. By 9 February 2024, the County Council will match the ranked lists against the parental preferences to ensure only one place is allocated per child. Qualifying late applications received up to 31 January will be included in this process.

Where a child is:

- Eligible for a place at only one school given on the application form, that school will be allocated

- Eligible for two or three schools, a place will be allocated at the highest-ranking preference school
 - Not eligible for a place at any of the named schools and the child lives in East Sussex, a place will be allocated at the nearest school to the home with a space.
8. In the period 10 February to 25 February 2024, decision notifications will be prepared. The LA where the child lives will be responsible for sending these to parents.
 9. From this point on secondary schools will be able to see their allocations in SAM. Primary schools will be able to view destination schools for their year 6 leavers in SAM with effect from 1 March 2024.
 10. On Wednesday 1 March 2024 allocation decisions will be notified to parents by email. Letters will only be sent where specifically requested, or where the application has been made on a paper form. Where a preference is not being met, the notification email will signpost parents to the County Council website where information can be found explaining to parents how places have been allocated at their preferred school(s) and advising parents of the right of appeal.

Applications received after 31 October 2023 but by 31 January 2024

1. If an application form is received after 31 October 2023, it will still be passed to the relevant admissions authority with a note that it has been received after the closing date. It will be for the admissions authority to decide how it wishes to respond to the application. This will continue up until 31 January 2024.
2. If an application is received after 31 October 2023 but before 31 January 2024, together with proof of a change of address* since the closing date, or proof of another good reason why it was not possible for the family to apply on time, it will be treated as on time in respect of community and voluntary controlled schools. If there is no proof, or the reason is not considered valid by the LA, the application will be treated as late. There is no separate right of appeal against the decision as to whether the application is treated as on time or late.
3. Applicants whose forms are received between these dates will be sent a decision on 1 March 2024. For applications received on or after 1 February 2024, we will aim to send a decision letter within 20 school days.

Changes of preference

1. Parents may change their preferences at any stage up to the closing date of 31 October 2023. After 31 October 2023, we will not allow preferences to be changed without good reason. The County Council will judge each case on its merits but will only usually accept a change of preference where there has been a significant change of circumstances (such as a house move*) thus making the original preferences no longer practical. Parents will be required to put their reasons for changing their preferences in writing, and in all cases, supporting evidence will be required. If the change of preference is agreed, a decision will be sent on 1 March 2024 provided the request was received by 31 January 2024. Such applicants will be advised that they have the right of appeal if the revised preference cannot be met.

* In the case of house moves, proof of ownership or tenancy on an East Sussex property (such as exchange of contracts or signed tenancy agreement of one year) is required if an address is to be used for the purpose of allocating a school place. If an applicant cannot provide evidence, the application cannot be accepted.

2. There is no right of appeal where the LA does not accept the change of preference.

No application form received by 31 January 2024

No secondary transfer places will be allocated unless a completed application form has been received.

Applications received on or after 1 March 2024

1. Only preferences stated on the LA application form will be valid. If the preference is for an 'own admission authority' school, the County Council will pass details to the school for a decision. The school must then advise the County Council within fourteen days as to whether a place can be allocated so the County Council can formally advise the parent of the decision. Where the preference is for a community or voluntary controlled school, the County Council will determine the outcome. If there are no places available at one of the preferred schools a place will be allocated at the nearest school with a place available (if the identified school is its own admissions authority the County Council will ask the school whether a place can be allocated). We will aim to process late applications within 20 school days. Any refused preference will carry the right of appeal.
2. Where the preference is for a school in a neighbouring authority, details will be passed to that authority for a decision to be made. Any authority refusing an application should advise the LA of the decision so the LA can consider allocating an alternative school.
3. The Co-ordinated Scheme will end on 31st August each year. Applications received after this date will be processed as in-year applications.

Appeals

1. Parents must be allowed at least twenty school days from the date of notification that their application was unsuccessful to prepare and submit their written appeal. The appeal must be against any refused preference, thus if a parent puts on the appeal form a school which did not feature as a preference on the original application form an appeal will not be arranged.
2. Parents submitting an appeal will be entitled to at least ten school days' notice of the date of the appeal. Papers relevant to the appeal will be sent seven working days before the hearing. Appeals must be heard within forty school days of the deadline for lodging appeals. Appeals for late applications will be included with those being heard for the same admission round wherever possible. If this is not possible, they must be heard within thirty school days of the appeal being lodged.
3. The LA must be advised of the outcome of all appeals.

Waiting lists

1. The LA will operate waiting lists for community and voluntary controlled schools so that it is clear as to which child will be offered any place which becomes vacant. Such waiting lists will be operational after the closing date for appeals to be lodged. The waiting list must reflect the admissions criteria. The LA must be notified by admissions authorities of any places that are subsequently allocated from the waiting list. Until co-ordination ends, it remains for the LA to offer places to parents when places become available and are allocated from the waiting list whether the admissions authority is the LA or not.
2. Waiting lists will operate until the end of Term 2, 2024 for Year 7 admissions.

Applications for children to be educated out of chronological year group

The School Admissions Code 2021 specifies that parents applying for a school place have a right to request that their child be educated outside their chronological age group. It further specifies that the admission authority for the school in question should make a decision as to whether to agree this 'on the basis of the circumstances of the case and in the best interests of the child concerned'. The admission authority is required to take into account various factors including the views of the Headteacher.

The County Council, having sought all relevant advice, will work on the assumption that it is in the best interests of children to continue to be educated out of year group if that has been the case for the child hitherto, where they have been in a school which follows the National Curriculum, unless there are clear reasons why this is inappropriate.

Where parents submit applications for their children to be educated out of year group where this has not happened before, or where they have come from provision that does not follow the National Curriculum (e.g. private provision or overseas) the County Council will make a decision in the best interests of the child in consultation with the Headteacher of the relevant school as in the case of summer-born children applying at reception entry (see primary scheme).

These arrangements will apply to schools where the County Council is the admission authority- schools in the co-ordinated scheme which are their own admission authority are encouraged to work in the same way but the decision is for each admission authority to make in these cases.

The County Council will continue to advise all parents whose request for admission out of year group is agreed of the potential difficulties this could cause later on, and continue to require parents to agree that they have understood this and take responsibility for this decision before the child is admitted to school in East Sussex (although admission should not be held up if the parent refuses to sign- in this case it would need to be clearly documented that the parent had been advised of the risks but had refused or otherwise failed to sign the disclaimer).

This page is intentionally left blank

Appendix 8 - In Year Admissions arrangements 2023-24 for Community and Controlled schools

Contents

1. About in year admissions:	1
2. Applying for places:	1
3. If there are no places available in any of the preferred schools:	2
4. Refusing an application to a school where places exist in the child's year group:..	3
5. Admission to school outside the child's normal age group:	3
6. Withdrawing the offer of a place	4
7. Appeals	4
8. Waiting lists	4

1. About in year admissions

- 1.1 School places must be allocated in accordance with admissions legislation which includes the School Admissions Code issued by the Secretary of State. The aim of the Code is to ensure places are allocated and offered in a consistent, open and fair way.
- 1.2 Admission arrangements are subject to consultation with various bodies including parents, schools and neighbouring local authorities. The arrangements are then set and published by the County Council each year.
- 1.3 In-Year Admissions are those relating to children whose parents are seeking admission to a school outside the normal timescale, defined as those requesting admission to school after the first day of the first term on which children in that age group are normally expected to start at the school.
- 1.4 In East Sussex, the normal timescale applies in Reception, year 7, and in the case of junior schools, year 3.
- 1.5 Admissions to years 12 and 13 of those community schools with sixth forms are delegated to the individual schools as they will have academic entry requirements.

2. Applying for places

- 2.1 Parents can name up to three preferred schools via the online admissions portal or the in year application form supplied by the County Council. This is available from 1 June 2023.
- 2.2 Parents are asked to specify the reason for wishing to move school, and the name of the current school, to enable the County Council to establish whether or not the child is currently unplaced, or qualifies for inclusion in the Fair Access Protocol.
- 2.3 Unless the parent specifies otherwise, in year admissions will be assumed to be for the child's chronological age group. See section 5 for admissions out of year group.
- 2.4 If any of the preferred schools are own admission authority schools, the application will be securely shared with the school to enable the admission authority to make a decision on

the application.

- 2.5 If vacancies exist in the child's year group at more than one of the preferred schools, a place will be offered at the highest preference possible and parents will be advised of this by the relevant admission authority.
- 2.6 If there is competition for any available places, the following priorities will be used by the County Council as admission authority to decide which children should be admitted:
- 1) Looked after children and previously looked after children.
 - 2) Children who will have a brother or sister at the school at the time of admission and who live at the same address within the pre-defined community area.
 - 3) Other children living within a pre-defined community area.
 - 4) Children who will have a brother or sister at the school at the time of admission and who live at the same address outside the pre-defined community area.
 - 5) Other children.
- 2.7 Children who have a brother or sister who joined the school prior to 1 September 2017 and who is still on roll will be admitted under the previous arrangements which gave priority to siblings regardless of whether they live in the pre-defined community area or not.
- 2.8 **Tie breaker:** In the event of oversubscription within any criterion, place allocation will be decided by prioritising applications on the basis of home to school distance measured in a straight line. The County Council's Geographical Information System (GIS) measures from the child's home to the school using validated address point data as start and end points.
- 2.9 Own admission authority schools may have different admission priorities, and parents should check with those schools whether further information is needed to decide who should be offered any available places (usually a 'Supplementary Information Form' (SIF)).
- 2.10 If a place is available in the child's year group at any or all of the preferred schools, the County Council will issue a decision to the parent offering a place at the highest preference school with a place, and explaining what the parent needs to do to accept the place offered.

3. If there are no places available in any of the preferred schools

- 3.1 The County Council will refuse the application and offer the parent the right of appeal, and inform the parent of waiting list arrangements if applicable.
- 3.2 If the child lives outside East Sussex, the County Council will not offer an alternative school.
- 3.3 If the child is currently attending a school within a reasonable daily travelling distance, the County Council will suggest that the child remains at the current school.
- 3.4 If the child is not able to continue to attend the current school due to distance following a house move, or has never attended school in the UK, the County Council will allocate a place at the nearest alternative school with a place available.

3.5 If the child was previously on roll at a state-funded school in East Sussex, but has been withdrawn from that school to electively home educate, the County Council will offer a place at the previous school, if possible.

3.6 If the child is unplaced and vulnerable, the East Sussex Fair Access Protocol may be used to place the child.

3.7 If the child is unplaced and there are no places available within a reasonable travelling distance, the County Council will arrange for the child to be placed at a school within a reasonable distance. This will not necessarily be the preferred school, but will normally be in the school which serves the child's home address. Children placed in this way will have priority over children on the waiting list, as will Looked After Children and children with Education, Health and Care plans naming the school in question.

4. Refusing an application to a school where places exist in the child's year group:

4.1 An admission authority may only refuse an application in a year group where places exist if the child's behaviour is challenging as defined in the Code and the preferred school has a disproportionate number of challenging pupils already on roll. The County Council will only do this in exceptional circumstances and parents will still have the right of appeal.

4.2 The County Council will refer any such cases for placement via the Fair Access Protocol, where the child is unplaced.

4.3 This does not apply in the normal intake year, as admission authorities are legally obliged to admit up to PAN in the intake year.

5. Admission to school outside the child's normal age group:

5.1 In England and Wales, children are entitled to attend school from the September following their fourth birthday. However, formal education is not compulsory until the child is five. The vast majority of children start in reception as soon as they are entitled to and remain with the same age group until they leave school at the age of sixteen, or eighteen if they continue in the sixth form provision.

5.2 It is recognised that this arrangement will not suit every child and there is flexibility within every admission authority's arrangements to allow children to be admitted to the year below their chronological age, or, more exceptionally, to the year above.

5.3 Parents who believe it to be in their child's best interests to be placed out of year group, are asked to complete a request form available from the Admissions & Transport Service to enable the County Council to reach a decision on whether or not the child should be offered a place out of year group.

5.4 For schools where the County Council is the admission authority, this will normally be agreed where the child has applied to move from another school in England and Wales which follows the National Curriculum and has been educated out of year group up until the point of applying for an East Sussex school.

5.5 Where this is not the case, the County Council may need more information to enable a decision to be reached.

5.6 If an admission authority offers a place at the preferred school, but not in the preferred year group, there is no right of appeal against this decision.

6. Withdrawing the offer of a place

6.1 If the County Council offers a place but the parent cannot be contacted, or does not wish to accept the place within a reasonable timescale, the place may be withdrawn.

6.2 A place may also be withdrawn if it has been offered based on incorrect information, if it is reasonable to do so. The County Council will not do this if the child is already attending the school.

6.3 If a place is withdrawn due to incorrect information, the County Council will reconsider the application based on the correct information, and offer a place or appeal rights if the place should instead have been offered to another child.

7. Appeals

7.1 If an admission authority is unable to offer a place in the preferred school, parents have the right to appeal to an independent appeal panel.

7.2 In East Sussex County Council, School Admission Appeals are convened and clerked by the Democratic Services team, which is independent of the Admissions and Transport Service.

7.3 When a parent notifies East Sussex County Council of their wish to appeal, Democratic Services will notify the Admissions and Transport service, check that the decision to refuse a place has been notified to the parent, and acknowledge receipt of the appeal.

7.4 The parent and Admissions and Transport Service will be notified of the arrangements for the appeal to be heard in accordance with the requirements of the School Admissions Appeal Code issued by the Secretary of State.

7.5 Independent appeal panels' decisions are binding on the admission authority and the parent, and if the appeal is successful, the school will contact the parent to arrange a start date.

8. Waiting lists

8.1 Admission authorities are not obliged to hold a waiting list for places which become available after the end of term 2 in the 'relevant age group'.

8.2 Where waiting lists are held, these must be in accordance with the published admission priorities.

8.3 Admission authorities must offer places which become available in accordance with their admission priorities.

8.4 The County Council will maintain waiting lists and offer places on behalf of schools.

8.5 Children admitted on appeal, through the Fair Access Protocol, the EHCP process and as Looked After Children (or previously looked after children) will take priority over children on the waiting list, and will normally be admitted whether a place is available or not.

8.6 Where a school has admitted a child or children over numbers, places will not be offered from the waiting list in the year group in question until the number of children on roll has reduced below the published admission number, or the revised admission number if the school has agreed one with

the County Council.

This page is intentionally left blank

Agenda Item 5

Report to: **Lead Member for Education and Inclusion, Special Educational Needs and Disability**

Date: **17 October 2022**

By: **Director of Children's Services**

Title of report: **School Organisation Plan 2022-2026**

Purpose of report: **To approve the publication of the School Organisation Plan 2022-2026.**

RECOMMENDATION:

The Lead Member is recommended to approve the publication of the School Organisation Plan 2022-2026.

1. Background

1.1 The local authority has a statutory duty to ensure there are sufficient school places to meet demand across East Sussex. In support of this duty, the local authority publishes a School Organisation Plan. The plan sets out the projected demand for primary, secondary and special educational needs (SEN) places and where we think we will need to commission additional places or reorganise existing provision to maintain a sustainable network of schools with the right number of places in the right locations to serve local need.

1.2 The School Organisation Plan is a 4-year rolling plan that is updated annually. The current plan, covering the period 2021-2025, was approved for publication by the Lead Member for Learning and School Effectiveness on 15 November 2021. A new draft plan covering the period 2022-2026 has been produced using the most recent set of pupil forecasts which take account of factors such as the latest information on births, GP registrations, parental preferences, housing developments and migration patterns. The updated draft plan can be viewed in **Appendix 1**.

2. East Sussex context

2.1 The draft plan describes how births in East Sussex, which peaked at 5,503 in academic year 2010/11, have been falling ever since. In 2019/20 births fell to around 4,600 and are likely to continue to fall until at least 2021/22.

2.2 The fall in countywide births is reflected in falling primary reception (Year R) intake numbers, which are forecast to continue reducing, until at least 2025/26. The local authority's pupil forecasts show numbers recovering beyond this point. However, intake forecasts beyond 2025/26 are based on demographic projections of future births rather than actual live birth or GP registration data. Looking at previous cycles of births and Year R intakes, it is very possible that we may not see a recovery in Year R numbers across the county generally until the 2030s. In areas of the county such as Hailsham and Bexhill, where high volumes of new housing are being built, Year R numbers may rise sooner than in other parts of East Sussex.

2.3 Previous high numbers in primary schools are being reflected in rising Year 7 secondary school intakes. Year 7 numbers are predicted to peak in either 2022/23 or 2023/24. Generally, there is sufficient capacity in secondary schools to meet the increased demand for places, but in some areas, most notably Hailsham and Newhaven / Peacehaven we have provided additional places in recent years to meet growing demand. We are also working very closely with Beacon Academy to address the significant rise in demand for secondary places in Crowborough.

2.4 The local authority is seeing rising demand for places for children and young people with SEN. The number of children and young people with an Education, Health and Care Plan (EHCP) has been rising steeply in recent years. In the next 4 years, we forecast that numbers will grow by around 16%, to approximately 4,500. The 3 primary need groups that have had, and are predicted to continue to have, the biggest increases are Autistic Spectrum Disorder (ASD) and, to a lesser extent, Social, Emotional and Mental Health (SEMH) and Profound and Multiple Learning Difficulties (PMLD).

2.5 To address the rising need for SEN places in the county, 381 new special school and alternative provision places have been created since 2020 through the establishment of 4 new free schools. In

addition, 52 new specialist facility places have been created across 5 mainstream primary and secondary schools since 2019. We continue to explore opportunities for new special school places and specialist facility provision in the county.

3. Conclusions and reasons for recommendation

3.1 In conclusion, the local authority has a statutory duty to ensure there are sufficient school places to meet demand across East Sussex. The draft School Organisation Plan for the period 2022-2026 sets out the projected demand for primary, secondary and SEN places and where we think we will need to commission additional places or reorganise existing provision to maintain a sustainable network of schools with the right number of places in the right locations to serve local need.

3.2 Accordingly, the Lead Member is recommended to approve the publication of the School Organisation Plan 2022-26.

ALISON JEFFERY

Director of Children's Services

Contact Officer: Gary Langford, Place Planning Manager

Email: gary.langford@eastsussex.gov.uk

LOCAL MEMBERS


All

BACKGROUND DOCUMENTS

None

APPENDICES

Appendix 1 – Draft School Organisation Plan 2022-2026



East Sussex County Council

School Organisation Plan 2022 to 2026

DRAFT

TABLE OF CONTENTS

1. Executive summary.....	3
2. Policies and strategies	5
3. The local perspective.....	8
4. School organisation in East Sussex.....	13
5. Eastbourne	18
6. Hastings.....	21
7. Lewes	24
8. Newhaven	27
9. Peacehaven	30
10. Seaford.....	33
11. Rural Lewes	36
12. Bexhill	40
13. Battle	43
14. Rye.....	46
15. Rural Rother	49
16. Crowborough.....	52
17. Hailsham	56
18. Heathfield.....	59
19. Polegate and Willingdon.....	62
20. Stone Cross, Hankham, Pevensey and Westham	65
21. Uckfield	67
22. Rural Wealden	70
23. Special Educational Needs and Disability	73
24. School Planning Areas	77

1. Executive summary

The School Organisation Plan, which covers the period 2022 to 2026, is a 4-year rolling plan that is updated annually. It sets out how East Sussex County Council (the local authority), in accordance with its statutory duty, seeks to ensure there are sufficient primary, secondary and special school places in the right locations to meet demand.

The document contains information on:

- the current pattern of school provision across the county.
- forecasts of future school numbers.
- our plans to meet the need for additional places in areas of growth.
- our plans to address the over-supply of places in areas with falling rolls.

The need for school places fluctuates in response to population changes, new housing developments and government policy and can lead to rising as well as declining pupil numbers. Increases in demand can lead to the establishment of new schools or the expansion of existing schools. Decreases in demand can lead to a reduction in places through changes to admission arrangements or the rationalisation of provision.

The purpose of the School Organisation Plan is to share the projected demand for school places in the future and to set out where we think we will need to commission additional places or re-organise existing provision. It is a contextual document, providing the framework within which proposals for change may be brought forward. Any reviews of education provision we undertake and any recommendations for school re-organisation (for example opening, closing, amalgamating, enlarging, or contracting of schools) will, in part, be based on information contained in the plan.

Over the plan period there will continue to be areas of growing demand for school places, primarily linked to new housing development and the rising number of children and young people with an Education, Health and Care Plan. However, there will also be areas with a declining demand, including in the rural areas of East Sussex. We will work with schools that face challenges associated with falling rolls which can create budget pressures and impact on decisions of school leadership and organisation.

We work closely with local planning authorities, developers, school leaders, governors, academy trusts and the dioceses to ensure there are the right numbers of school places in the right locations at the right time, with the aim of providing a high quality and inclusive education for all children and young people in East Sussex. Alongside our statutory duty to ensure there are sufficient school places to meet demand, we are responsible for promoting a good supply of places at strong schools through planning, organising, and commissioning places in a way that raises attainment, increases diversity, encourages collaboration between schools and promotes community cohesion.

On 23 March 2022, the government published its Education White Paper 'Opportunity for All'. The White Paper sets out the government's aim that *'by 2030 all children will be taught in a family of schools that are in a strong MAT or plan to join one'*.

Since the introduction of the Academies Act in 2010 which enabled all maintained schools to apply to become academies, the local authority has supported 69 schools to academise. All new schools to have been established in East Sussex have opened as free schools under the Academies Act 2010.

Together, the local authority and schools in East Sussex have been successful in creating an effective, school-led partnership system in the county which creates a strong foundation for this next set of developments. We recognise that each school / academy is autonomous, accountable to different governance, and occupying a particular geographical and social context. Equally, our shared priority is to champion together the wellbeing and achievements of all our children and young people.

The White Paper presents an opportunity for the local authority, schools, and partners to develop the education landscape further in East Sussex in a way that will deliver improved outcomes for children and young people. It brings greater clarity to the role of the local authority in education and a sharper focus on our role as champion for vulnerable children. We believe that the local authority has 3 key roles moving forwards:

- To champion and advocate for every child and young person, especially those who are most vulnerable.
- A facilitator of strong partnerships with and between individual schools.
- A key player in the partnership work of shaping and leading wider system development.

In the exercise of these roles, the local authority is taking forward discussions with schools about how we collectively shape the education landscape in East Sussex to improve outcomes for children and young people.

2. Policies and strategies

2.1 The School Organisation Plan is one of several policies and strategies that relate to wider education provision in East Sussex. Others include:

2.2 Admissions and Transport

All schools must have admission arrangements that clearly set out how children will be admitted, including the criteria that will be applied if there are more applications than places at the school. Admission arrangements are determined by admission authorities. East Sussex County Council is the admissions authority for community schools and voluntary controlled church schools. The governing boards of voluntary aided church schools, trust schools, academies and free schools set the admissions criteria for their individual school(s).

Parents and carers have the right to express a preference for a school, which is not the same as choosing the school where their child will attend. Parents and carers in East Sussex are invited to indicate up to 3 preferences when applying for a school place for their child.

For September 2022, the local authority was able to offer a place at a preferred school to 98.3% of primary Year reception (Year R) applicants, 98.3% of junior Year 3 applicants and 97.1% of secondary Year 7 applicants. There is more information about applying for a school place [on the local authority website](#).

2.3 Childcare Sufficiency Duty

The Childcare Sufficiency Duty is a statutory annual report presented to the Lead Member for Education and Inclusion, Special Educational Needs and Disability. It reports on the sufficiency of childcare and the state of the childcare market across East Sussex.

We have a statutory duty to secure sufficient childcare, as far as is reasonably practicable, for working parents, or parents who are studying or training for employment, for children aged 0-14 (or up to 18 for disabled children). We also have a statutory duty to ensure there are sufficient early learning places for all eligible 2, 3 and 4 year-olds.

A new Childcare Sufficiency Duty report for 2023-24 will be published in early 2023.

2.4 Excellence for All 2021-2023

The first Excellence for All strategy was published in 2013 and each iteration has a two-year life span. Excellence for All sets out our vision to improve outcomes for all children and young people in East Sussex. In 2020, the pandemic precipitated an unprecedented change in the education landscape, and we shall continue to uncover the implications of that change for many years to come.

In the spirit of using this monumental shift for the benefit of children and young people, rather than looking at it as an insurmountable challenge, the Excellence for All Strategy 2021-2023 draws on the innovation and creativity of the work that was done during lockdown on remote learning, participation and inclusion and looks to embed these into our future ways of working.

Our partnership infrastructure remains the key local mechanism for delivering the shared ambitions set out in the Excellence for All strategy. We shall continue to work collaboratively in order to build capacity for improvement, drive innovation and ensure the very best education for our children and young people.

2.5 East Sussex Special Educational Needs and Disabilities Strategy 2022-25

In November 2022, following a 10 month consultation period, we will launch a new ambitious East Sussex 2022-2025 SEND strategy. This will set out the strategic direction for children with Special Educational Needs and Disabilities (SEND) and their families in East Sussex.

Although we are in the early stages of our co-production journey, the process to develop the strategy reflects the need for shared leadership on these priorities, and for co-production to become business as usual. A multi-agency strategy steering group has driven the development of the strategy. The strategy will represent a joint approach to service provision and commissioning across Education, Health and Care, with children, young people and families, at the centre. Our new strategy will be underpinned by the outcomes we all want for all children and young people and reflect the key themes from consultation engagement strands. It will also be informed by recommendations identified in the Joint Strategic Needs Assessment published in August 2021

Our new strategy builds upon our last strategy, but there are some changes to our approach.

- This strategy has been co-produced with and embeds the views and perspectives of young people at its very heart. This includes the vision that young people have developed to headline our strategy. We set out how we will listen and respond more effectively and consistently, and how we will include young people in planning and delivery.
- This strategy is shorter and more focused than our last. We want to convey our strategic vision clearly, to make it easy for our partners and stakeholders to understand and engage with it.
- Schools and educational settings are key partners. This strategy builds on the priorities and the work of the East Sussex Primary and Secondary Boards.

At the point of the launch of the new strategy, the work will transfer to the new, invigorated East Sussex SEND Strategy Governance Board, which will oversee delivery, and assess impact.

2.6 Post-16 education and training

Local authorities have statutory duties to encourage, enable and assist young people to participate in education or training. Specifically, these duties are:

- to secure sufficient suitable education and training provision for all young people in their area who are over compulsory school age but under 19 or aged 19 to 25 and for whom an Education, Health and Care Plan (EHCP) is maintained. This is a duty under the Education Act 1996. To fulfil this, local authorities need to have a strategic overview of the provision available in their area and to identify and resolve gaps in provision.
- to make available to all young people aged 13-19 and those up to 25 with an EHCP, support that will encourage, enable or assist them to participate in education or training under Section 68 of the Education and Skills Act (ESA) 2008.
- tracking young people's participation is a key element of these duties, as is promoting effective participation.

The post-16 offer should meet the requirements of increasing participation, by offering a wide range of options with clear progression routes into further or higher education or employment with training. The post-16 offer should also reflect the local skills needs and priority sectors of East Sussex, with a curriculum plan and progression pathways which are influenced by local employers.

The growth of the East Sussex economy is a key strategic priority and the strategic board for skills, Skills East Sussex, helps drive this work through a strong partnership of local employers, post-16 education, training providers and schools. This includes a focus on securing good quality careers

advice through local East Sussex Careers Hub activities, embedding the Enterprise Advisors Network, the provision of Careers East Sussex; an e-prospectus and online application platform, a Work Experience Service for schools and the commissioning of a Youth Employability Service to provide support for young people who are not in education, employment or training or at risk of not being so.

The local authority receives no capital funding for post-16 provision; this is commissioned and funded by the Department for Education.

2.7 National framework

For more information about the national framework within which local authorities must work in relation to education provision and school planning, please refer to the Department for Education (DfE) website.

3. The local perspective

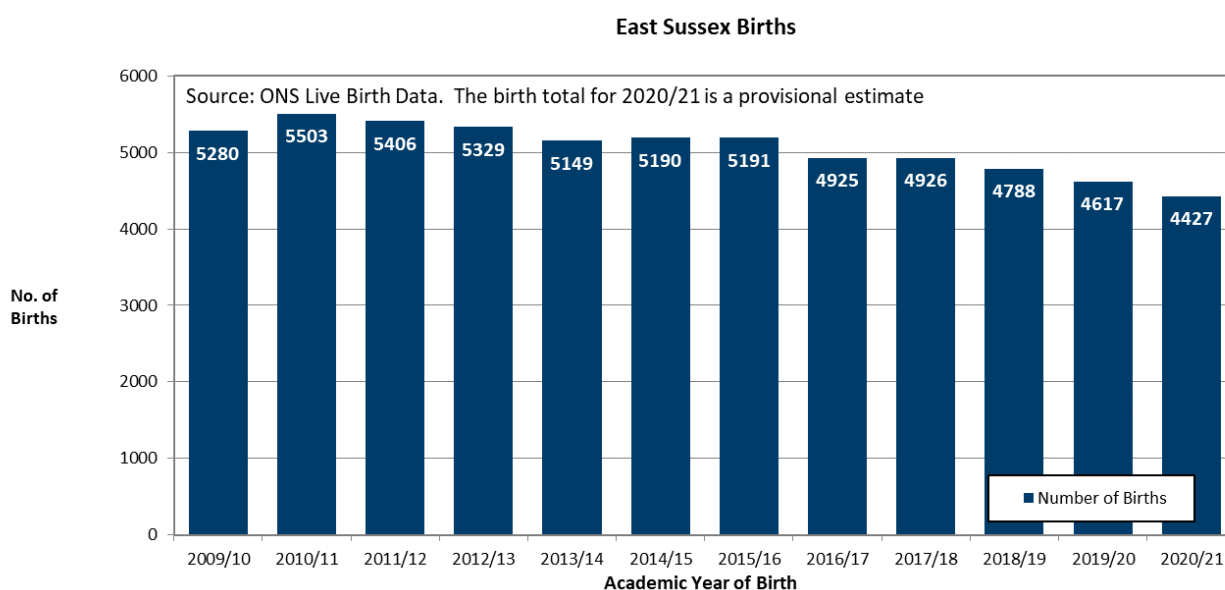
3.1 Population

The overall population in East Sussex has grown steadily, rising from 492,000 in 2001 to 546,000 in 2021 (Source: 2001 and 2021 Census).

Around 3 quarters of the population live in urban areas (Source: 2011 Census). The main centres of population and employment are concentrated in the southern coastal strip of the county in Eastbourne, Hastings and St Leonard's, Bexhill, Newhaven, Seaford and Lewes.

The picture for East Sussex as a whole is of an ageing county. The proportion of the population aged 65 and over is forecast to rise from 26% in 2020 to 28% in 2025 and 30% by 2030 (Source: ESCC Policy Based Population Projections April 2022).

Births in East Sussex peaked at 5,503 in academic year 2010/11. Since then, countywide births fell to around 4,600 in 2019/20 and are likely to continue to fall until at least 2021/22.

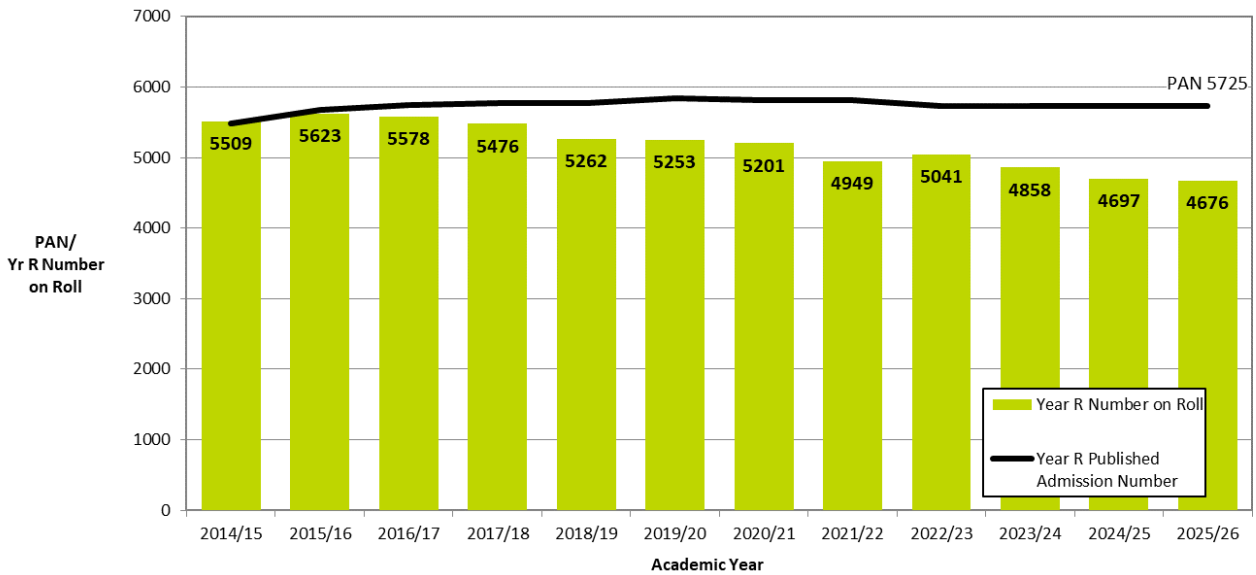


3.2 Pupil numbers

The fall in countywide births is reflected in falling primary reception (Year R) intake numbers, which are forecast to continue reducing, until at least 2025/26. The local authority's pupil forecasts show numbers recovering beyond this point. However, intake forecasts beyond 2025/26 are based on demographic projections of future births rather than actual live birth or GP registration data. Looking at previous cycles of births and Year R intakes, it is very possible that we may not see a recovery in Year R numbers across the county generally until the 2030s.

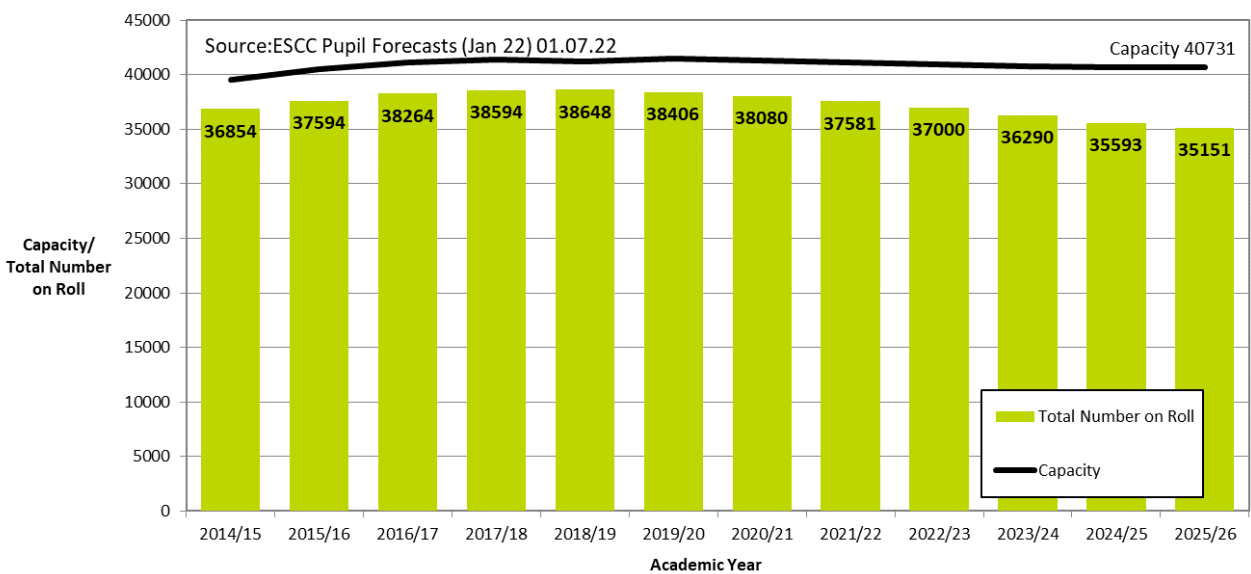
In areas of the county such as Hailsham and Bexhill, where high volumes of new housing are planned, Year R numbers may rise sooner than in other parts of East Sussex.

East Sussex Primary Year R Numbers



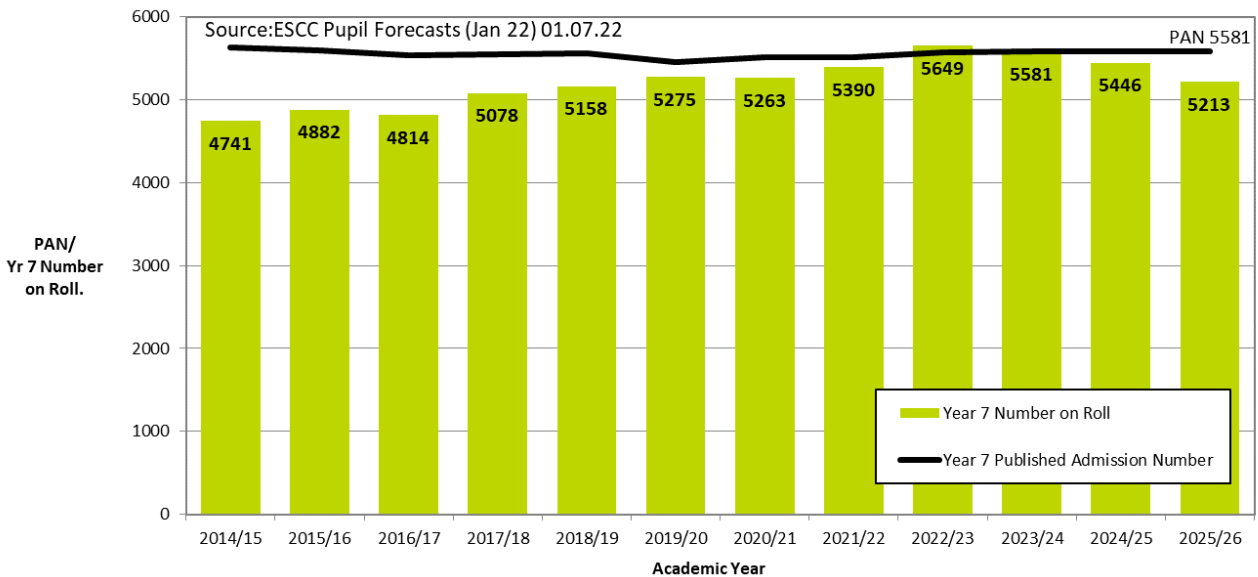
Total numbers on roll in primary schools peaked in 2018/19 and are now in decline. In 2021/22 there was 9% surplus capacity overall, although this margin varies from area to area. By 2025/26, pupil numbers are forecast to fall to around 35,150 with surplus places increasing to 14% of capacity.

East Sussex Total Primary Numbers



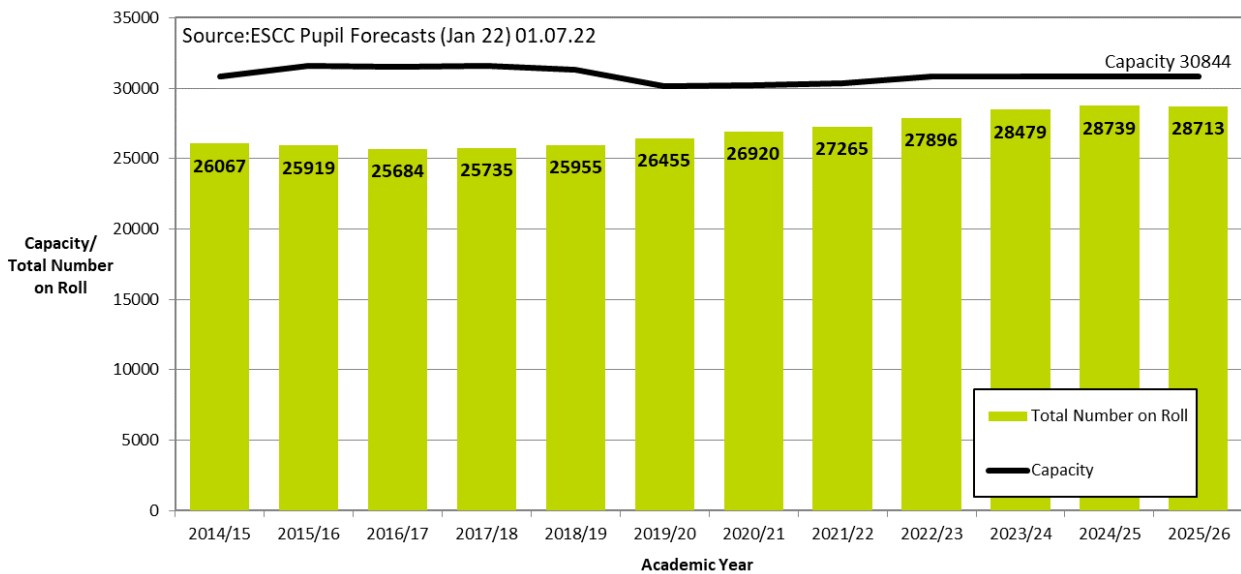
Previous high numbers in primary schools are being reflected in rising Year 7 secondary school intakes. Year 7 numbers are predicted to peak in either 2022/23 or 2023/24.

East Sussex Total Secondary Year 7 Numbers



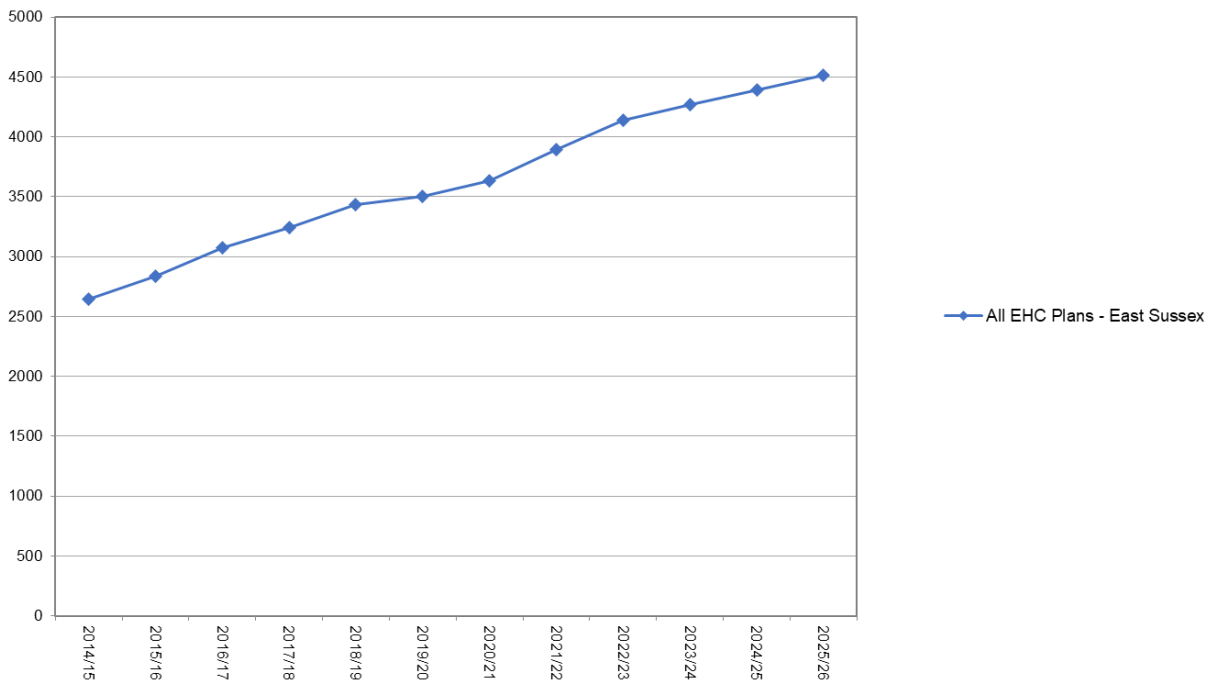
Total numbers on roll in secondary schools are forecast to peak around 2024/25 or 2025/26. As a result of rising numbers, surplus places in secondary schools are predicted to reduce from 10% of capacity in 2021/22 to 7% by 2025/26.

East Sussex Total Total Secondary Numbers



The overall numbers of children and young people aged 4 to 25 in East Sussex with an EHCP have been rising steeply in recent years, from 3,431 in 2018/19 to 3,894 in 2021/22, an increase of 13%. In the next four years, the local authority forecasts that overall numbers of children and young people aged 4-25 with EHCPs will grow by around 16%, to approximately 4,500.

Overall numbers of children and young people aged 4-25 with EHCPs



3.3 Cross-border movement

At primary school level (across all year groups) East Sussex imports around 500 children from the neighbouring authorities of Kent, West Sussex and Brighton and Hove and exports approximately 800 children to these same authorities.

At secondary school level (across all year groups) East Sussex imports approximately 800 children from the neighbouring authorities of Kent, West Sussex and Brighton and Hove and exports approximately 1,500 children to these same authorities. Kent Grammar schools represent a particular 'pull factor' for East Sussex children.

3.4 Schools in East Sussex

On 1 September 2022 there were 174 state funded mainstream schools and 15 special schools and alternative provisions in East Sussex. These range from local authority-maintained schools to academies and free schools. The following table provides a breakdown of the different types of school.

Types of School in East Sussex

School Type	Community	Voluntary Controlled	Voluntary Aided	Foundation	Academy (inc free school)	Totals
Infant (5-7)	3	1			3	7
Junior (7-11)	2				4	6
Primary (4-11) *	35	40	21	2	37	135
All-through (4-16)					1	1
All-through (4-18) *					2	2
Secondary (11-16)	4		1	1	11	17
Secondary (11-18)	2				4	6
Special	1				12	13
Alternative provision					2	2
Totals	47	41	22	3	76	189

* Some schools include nursery provision and therefore have age ranges starting at 2 or 3.

- There are 110 local authority maintained schools in East Sussex, 3 foundation schools and 76 academies and free schools. Of the maintained schools, 63 are church schools.
- Of the 76 academies, 71 are part of a multi-academy trust (MAT) while 5 are single academy trusts (SATs).
- Of the 63 church schools, 41 are voluntary controlled and 22 are voluntary aided. Of these, 13 are Church of England, 1 is Church of England / Methodist and 8 are Catholic.
- There are 13 federations in East Sussex made up of 31 primary schools.
- According to the Designation of Rural Primary Schools (England) Order 2021, 64 of the 135 primary schools in the county (47%) are classified as rural. The 13 linked infant and junior schools are all located in urban areas, mainly Eastbourne.
- There are specialist facilities at 19 mainstream schools in East Sussex (8 primary and 11 secondary), catering for primary needs such as Autistic Spectrum Disorder (ASD), Speech Language and Communication Needs (SLCN), Moderate Learning Disability (MLD), Physical Disability (PD) and Hearing Impairment (HI).

For more information on where schools are located in the county please refer to about schools in East Sussex on the local authority website.

4. School organisation in East Sussex

4.1 Introduction

This chapter sets out the local authority's approach to school organisation, to ensure there are sufficient mainstream and special school places to meet demand.

The guiding principles underlying our approach are:

- to ensure that schools are of the right size and in the right location to meet local demand for places.
- to ensure that school provision is sustainable in all parts of the county and is well placed to deliver a high-quality education that meets the needs of their local communities and makes best use of public funding.
- to support the amalgamation of linked infant and junior schools that delivers the benefit of continuous provision from early years to the end of Key Stage 2.
- to ensure any change to school organisation impacts positively on school performance and on the life chances of children and young people.
- to ensure any review of school organisation enables stakeholders to engage fully and effectively in the process.

4.2 School planning areas

For school planning purposes, East Sussex is split into:

- 18 primary school planning areas which closely reflect school admissions areas. There is a planning area for each town in East Sussex. For the purposes of the plan, rural primary schools (which tend to be single school admission areas) have been grouped together under the headings of 'Rural Lewes', 'Rural Rother' and 'Rural Wealden'.
- 17 secondary school planning areas which closely reflect school admissions areas. Many secondary school admissions areas relate to a single school. In Eastbourne, where the single school boundaries are complex and overlapping, 6 secondary schools (including 2 all-through schools) have been grouped together for school planning purposes. 3 secondary schools make up the Hastings planning area. The Bexhill planning area contains 2 schools, 1 of which (a Catholic school) has a much wider catchment area than the town.

We work closely with local planning authorities in East Sussex in the production of their Local Plan documents. This planning process identifies the requirement for additional school places arising from new housing development. It is anticipated that, through the Community Infrastructure Levy (CIL) and Section 106 agreements, new housing development will contribute to the cost of providing additional school places to serve the development and, where necessary, provide land on which to build new schools.

4.3 Pupil forecasting

In producing forecasts of future demand for primary and secondary places, we consider factors such as:

- current numbers on roll in each academic year group
- births
- trend data
- parental preference
- school admissions policies
- housing growth
- existing and planned capacity
- patterns of inward and outward migration.

The forecasts within this document provide a comprehensive account of predicted future trends in numbers and the areas of the county where pressures on places are most likely to occur.

However, pupil forecasting is complex and, as a result, is not an exact science. For example, it is not always possible to predict changes in local demand for school places owing to swings in parental preference, changing migration patterns or revisions to planned local housing targets. Pupil forecasts are updated annually, and exceptions identified to manage the risk of under/over-supply of school places.

Based on the January 2022 actual numbers on roll our primary pupil forecasts are accurate to -0.1% 1 year ahead and 1.6% 3 years ahead. Our secondary pupil forecasts are accurate to 1.0% 1 year ahead and 2.1% 3 years ahead. We have a track record of accurate forecasting, derived from sound methodology and our forecasts generally compare well to other local authorities.

It is important to note that while the local authority seeks to meet parental preference, our projections are primarily concerned with ensuring we have sufficient places in each area. It may be the case that some schools in an area that are consistently oversubscribed give the impression that there is a shortage of places when this is not the case overall as other schools in that area have capacity. The principal factor for school planning is the number of places in an area compared to the number of children requiring a place and it is this that the local authority seeks to predict and respond to.

The local authority's special educational needs and disability (SEND) forecasting model predicts future numbers of children with Education, Health, and Care Plans (EHCPs) and numbers in maintained and independent non-maintained special schools. The forecasts take account of the following factors:

- demographic trends.
- the prevalence of different types of SEND (as defined by primary need) in the population.
- recent trends in prevalence rates.
- professional judgement from SEND practitioners as to whether these trends are likely to continue in the future.

4.4 Academisation

On 23 March 2022, the government published its Education White Paper 'Opportunity for All'. The White Paper sets out the government's aim that *'by 2030 all children will be taught in a family of schools that are in a strong MAT or plan to join one'*.

Since the introduction of the Academies Act in 2010 which enabled all maintained schools to apply to become academies, the local authority has supported 69 schools to convert to an academy. All new schools to have been established in East Sussex have opened as free schools under the Academies Act 2010.

As of 1 September 2022, 76 schools in East Sussex (40%) are academies:

- 44 primary schools (30%)
- 3 all-through schools (100%)
- 15 secondary schools (65%)
- 14 special schools and alternative provision (93%).

Of these, 71 schools (93%) are part of a multi academy trust (MAT), with 5 (7%) belonging to a single academy trust (SAT).

At the May 2022 school census, 51% of pupils in East Sussex were on roll in an academy or free school:

- 14,080 primary school pupils (38%)
- 4,094 all-through school pupils (100%)
- 14,540 secondary school pupils (60%)
- 1,084 special school (excluding alternative provision) pupils (89%).

Together, the local authority and schools in East Sussex have been successful in creating an effective, school-led partnership system in the county and this creates a strong foundation for this next set of developments. We recognise that each school / academy is autonomous, accountable to different governance, and occupying a particular geographical and social context. Equally, our shared priority is to champion together the wellbeing and achievements of all our children and young people.

The White Paper presents an opportunity for the local authority, schools, and partners to develop the education landscape further in East Sussex in a way that will deliver improved outcomes for children and young people. It brings greater clarity to the role of the local authority in education and a sharper focus on our role as champion for vulnerable children. We believe that the local authority has 3 key roles moving forwards:

- To champion and advocate for every child and young person, especially those who are most vulnerable.
- A facilitator of strong partnerships with and between individual schools.
- A key player in the partnership work of shaping and leading wider system development.

In the exercise of these roles, the local authority is taking forward discussions with schools about how we collectively shape the education landscape in East Sussex to improve outcomes for children and young people.

4.5 Creating new places

When the local authority identifies a shortfall of capacity it will consider providing additional school places, either through the expansion of existing schools or through commissioning new provision. The local authority welcomes proposals from existing schools to expand and from interested parties keen to establish new provision to relieve pressure on places.

The local authority will consult with key stakeholders when developing proposals to provide new places. When considering proposals to add new places to meet demand the local authority will take account of the following principles:

- prioritise the expansion of good and outstanding schools
- consider the pattern of parental preference and local demand for places
- consider the diversity of provision
- consider transport patterns to reduce travel times to schools wherever possible
- consider safe routes to schools
- where there is demand for both school and early years places, the local authority will consider providing additional accommodation designed to ensure a seamless transition between nursery and Year R
- support new free schools where their location will help relieve pressure on places and / or increase parental preference and raise outcomes
- where possible, only enlarge schools where it creates or sustains round forms of entry as the preferred model of organisation
- ensure value for money.

Whilst it would be desirable for every child to be educated in permanent school buildings, the local authority must be certain there is a long term need before we provide additional permanent school places. This is to ensure we do not add surplus capacity to the system which may then create viability issues in times of low pupil numbers. If the need is considered short term, the local authority will generally use temporary classrooms which provide a valuable and flexible resource and are an appropriate way of providing school places for a short period of time.

4.6 Capital funding

The local authority receives Basic Need capital funding from the government to support the creation of primary and secondary school places. This funding is provided on a formulaic basis using information provided by the local authority to the Department for Education in the annual School Capacity return. The local authority also receives High Needs Provision capital funding to support the delivery of new provision for children and young people with SEND.

The capital funding that the local authority receives from the government is insufficient to cover the entire capital costs of new build and expansion projects and the local authority must supplement the funding provided from other sources, including its own capital programme.

In areas where pressure on school places comes from new housing developments, the local authority works closely with local planning authorities to secure financial contributions towards the cost of providing additional school places through the Community Infrastructure Levy (CIL). The CIL is a charge which can be levied by local planning authorities on new development in their area. It is an important tool for local authorities to use to help them deliver the infrastructure needed to support development in their area.

In some instances, the local authority can also secure development contributions through the negotiation of Section 106 agreements. Section 106 agreements are legal agreements between local authorities and developers; these are linked to planning permissions and can also be known as planning obligations. In recent years, the local authority has been successful in securing approximately £17 million from Section 106 agreements and the CIL towards the provision of school places.

4.7 Surplus places

Schools operate most efficiently and effectively when full or nearly full. To this end the local authority seeks to keep the number of surplus places (the number of places in schools that are unfilled) to a minimum. However, it is generally accepted that not all unfilled places in a school are surplus places, but that a small margin of capacity is often allowed to facilitate parental preference, to take account of the fact that schools with available places may not always be in the part of a school planning area where the demand is, and to allow for a degree of error in the forecasts.

A school is generally considered to be full when it has less than 5% of its places unfilled. This is in line with the National Audit Office report on Capital Funding for new school places published in 2013, where it states:

“It is considered that on average 5 per cent was the bare minimum needed for authorities to meet their statutory duty with operational flexibility, while enabling parents to have some choice of schools”.

In larger towns around 1 form of entry of surplus capacity (30 intake places) is considered the minimum requirement, while in smaller areas it is closer to half a form of entry (15 intake places). This figure is deemed to give the appropriate amount of flexibility in an area and is set against the need to ensure the efficient use of resources. In practice, the number of surplus places planned for in an area will also take account of local circumstances.

At the May 2022 school census, 12 primary schools in East Sussex had 25% or more surplus places. This reflects the falling reception (Year R) intake numbers being seen across the county. Low pupil numbers can lead to a school facing financial challenges. The impact of these financial challenges is often more acute in small rural schools due to the characteristics of rural communities; low birth rates and in-area demand for places which can vary noticeably from one year to another. Fluctuating pupil numbers are difficult to manage and can lead to irregular class sizes and inefficient staff to pupil ratios. Smaller schools tend to have a higher proportion of their budget allocated to fixed costs than larger schools and, as such, have less flexibility to respond to cost pressures, unexpected events, and deficit recovery.

In undertaking its statutory duty, the local authority has a responsibility to consider the organisation of school places to create a sustainable network of schools across the county. In certain circumstances, rationalisation of provision can benefit schools by reducing surplus places in an area so that the remaining schools can operate more efficiently with more certainty over their pupil numbers.

To support this, the local authority regularly monitors pupil numbers in each of its school planning areas to ensure the current arrangement for the organisation of schools is appropriate.

In addition to the ongoing monitoring process, there may be times when the local authority wishes to conduct a more detailed review of a specific school/s and/or a specific geographical area. This review could be conducted where there is significant change in circumstances that could impact on the efficiency and effectiveness of a school/s. Examples of significant change in circumstances might include:

- the position of a headteacher becomes unexpectedly vacant
- a school is placed in an Ofsted category of inadequate
- a school has remained in an Ofsted category of requires improvement for the last 2 inspections
- a school becomes eligible for intervention by the local authority
- a school faces significant financial challenges and is unable to create a viable recovery plan.

Any reviews of education provision the local authority undertakes and any recommendations for school re-organisation will, in part, be based on information contained in this document. Many schools in East Sussex are church schools, being voluntary controlled or voluntary aided, and therefore, the Diocese of Chichester and the Diocese of Arundel and Brighton would be key partners in any review alongside a school's governing board.

Academy trusts (MATs and SATs) may wish to consider the information in this document when considering the organisation of school places within their trust. If any trust is contemplating a change to their current organisation (expansion or reduction in provision) we would encourage them to contact the local authority at the outset to discuss their proposals. This will ensure that any plans align with the local authority's wider statutory duty around school places.

The following chapters describe the current circumstances in each school planning area. They set out how we expect pupil numbers to change during the plan period and what action the local authority is planning to take to address any shortfalls or surpluses in capacity or organisational change. The information is subject to revision and review as new data (for example, on live births) becomes available or local planning authorities' housing targets and trajectories are amended.

The capacity information provided in the 'total primary number' charts in each chapter is based on each local authority maintained school's net capacity assessment and the recorded capacity in each academy's funding agreement.

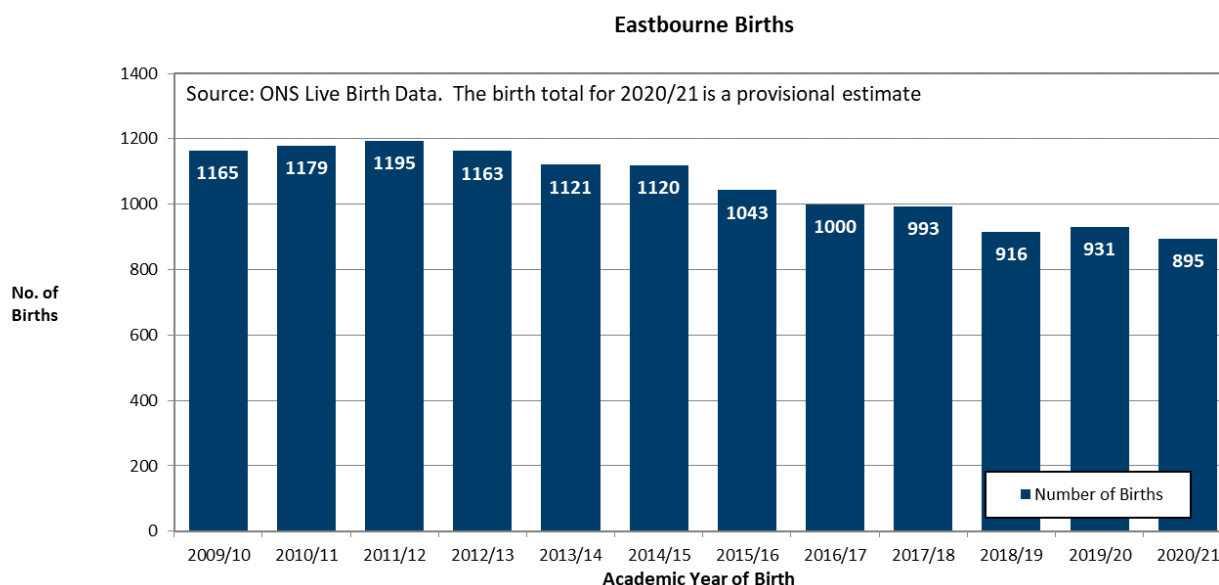
5. Eastbourne

5.1 Schools in Eastbourne

In Eastbourne there are 19 primary schools, 2 all-through schools (primary and secondary) and 4 secondary schools. Of the 19 primary schools, 6 are infant schools and 5 are junior schools. 5 schools have nursery provision.

5.2 Births in Eastbourne

Births in Eastbourne continue to fall, from a peak of 1,195 in 2011/12 to 931 in 2019/20, a fall of 264 or 22%. The provisional estimate for 2020/21 is also low.



5.3 Housing plans in Eastbourne

As at January 2022 Eastbourne Borough Council planned for approximately 5,000 new dwellings in the town over the local plan period to 2026/27, of which an estimated 1,500 remain to be built between 2022/23 and the end of the local plan period.

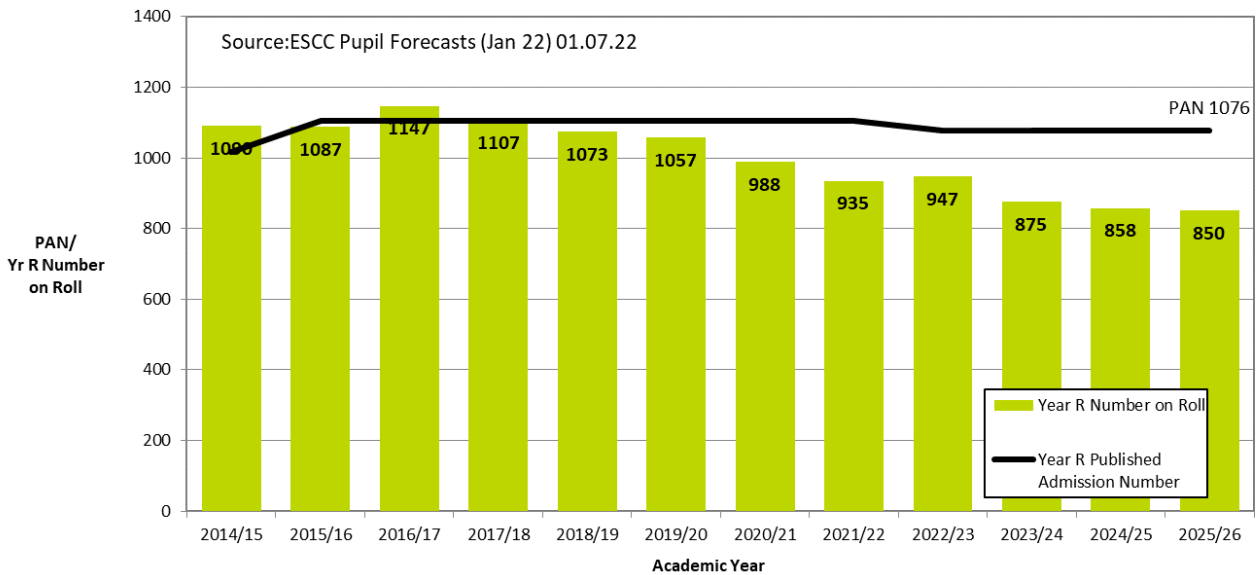
5.4 Primary places in Eastbourne

In line with the falling births in Eastbourne, the local authority anticipates that Reception (Year R) intakes in the town will generally fall away until at least the latter part of the decade.

Many Eastbourne children attend schools in the surrounding area including Polegate Primary School and Willingdon Primary School (chapter 19), Stone Cross School, Hankham Primary School and Pevensey and Westham CE Primary School (chapter 20).

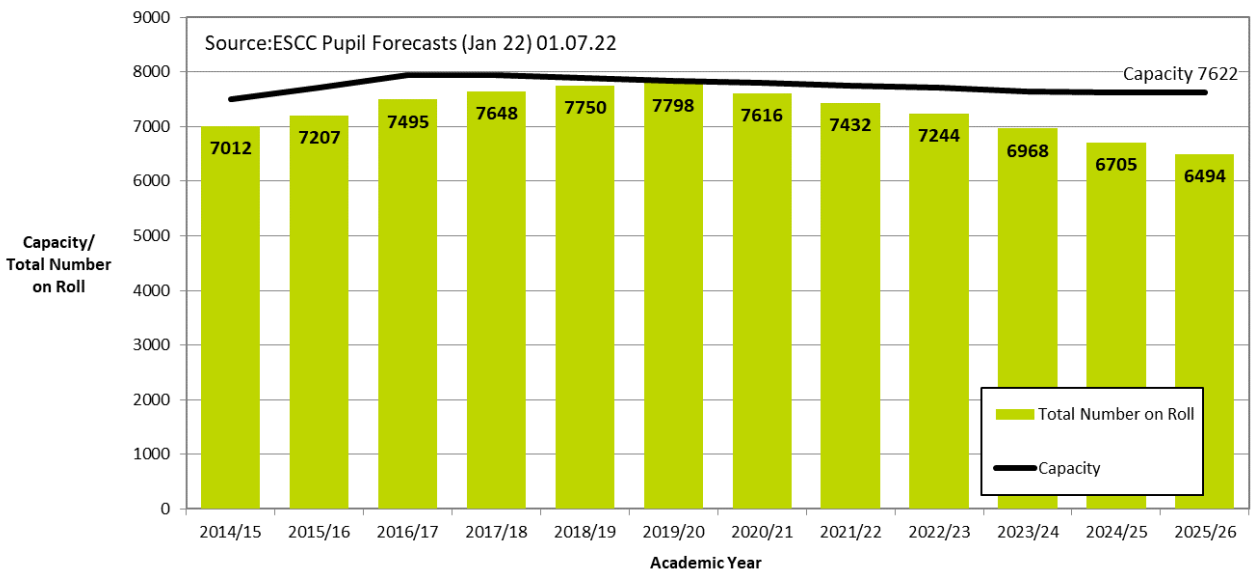
All 5 of the schools are currently full or close to full. High levels of new housing (recent and planned) will put additional pressure on places at these schools. The permanent expansion of Polegate Primary School from 420 places to 630 places from 2019/20 has helped to alleviate these pressures. Nevertheless, rising in-area numbers are likely to result in some demand from Eastbourne children being redirected by the school admissions system into the town.

Eastbourne Primary Year R Numbers



Falling intakes will have a knock-on effect on total numbers on roll. Surplus places, which stood at 4% of capacity in 2021/22, are predicted to rise rapidly to around 15% by 2025/26. Two schools in the area have 25% or more surplus places.

Eastbourne Total Primary Numbers



As a result of falling Year R numbers in the town and reduced demand for places at the school, the local authority approved a reduction in the Published Admission Number (PAN) at Motcombe Infants School from 120 to 90, effective from the 2022/23 academic year. Accommodation will not be removed and can be brought back into use if pupil numbers start to rise again.

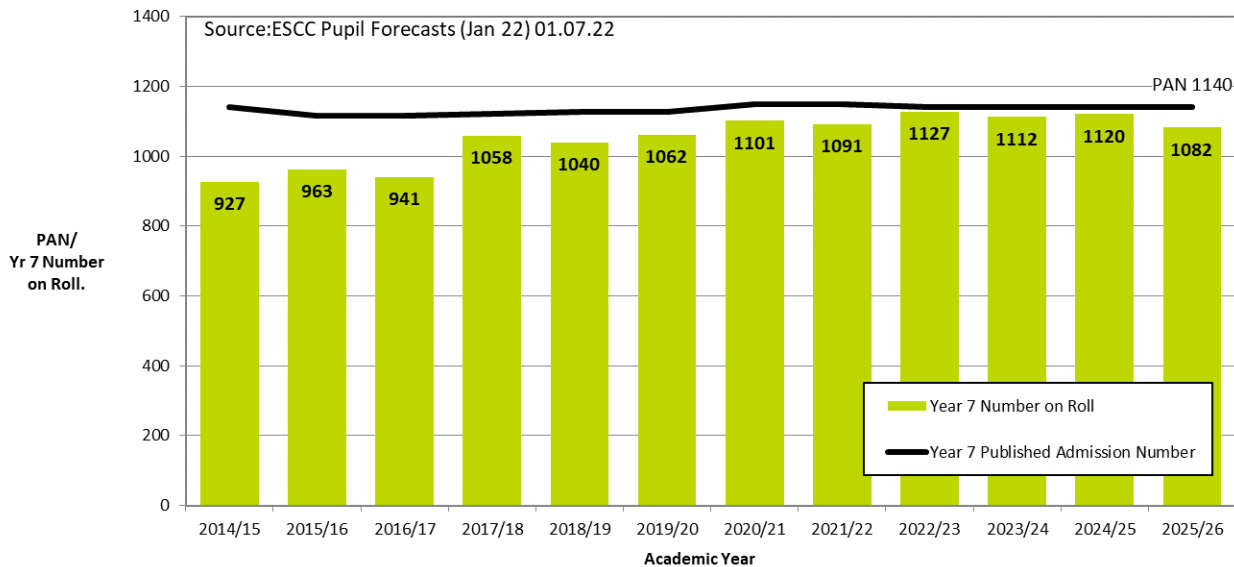
The local authority will continue to monitor the situation in the town and surrounding area and will work with schools and academy trusts to bring forward proposals to reduce the level of surplus places where appropriate.

5.5 Secondary places in Eastbourne

Based on the numbers coming through primary schools, intakes into Year 7 are forecast to remain high until at least 2024/25. Although not currently forecast, small shortfalls against PAN are possible in 2023/24 and 2024/25. From 2025/26, Year 7 numbers are likely to start to fall away.

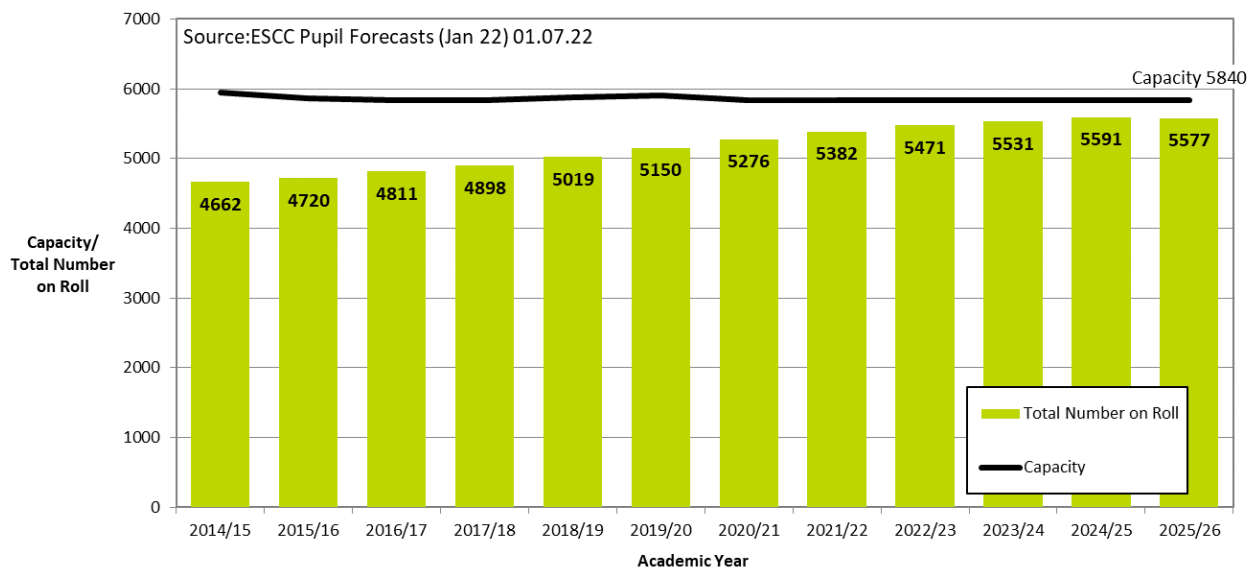
The Eastbourne area sees outflows of Catholic children to St Richard’s Catholic College in Bexhill (chapter 12) and some inflows from Bexhill and Hailsham (chapter 17). There are also significant inflows from and outflows to Willingdon Community School.

Eastbourne Secondary Year 7 Numbers



In line with larger Year 7 intakes, total secondary numbers in the Eastbourne schools have been rising and are expected to reach around 5600 by 2024/25, a rise of nearly 4% on 2021/22 figures.

Eastbourne Total Secondary Numbers



The local authority has been working closely with Willingdon Community School on a strategy to ensure there is sufficient capacity in the wider Eastbourne and Willingdon area to accommodate the high Year 7 numbers. Please refer to chapter 19 for more details.

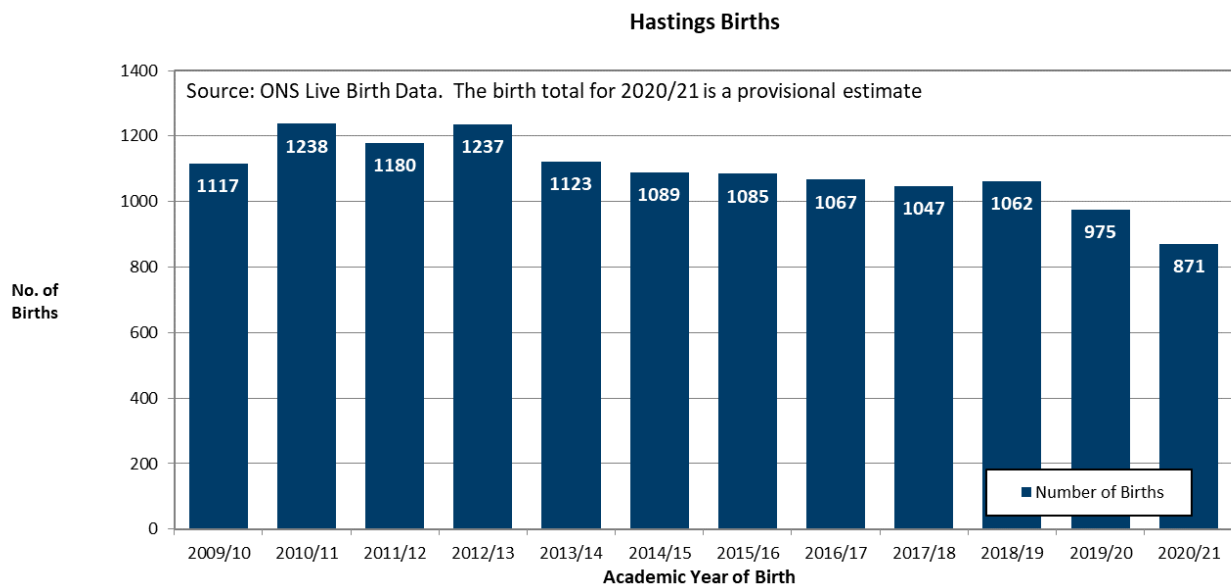
6. Hastings

6.1 Schools in Hastings

There are 18 primary schools in Hastings and 3 secondary schools. Of the 18 primary schools, 1 is an infant school, and 1 is a junior school. 9 of the primary schools have nursery provision. 1 secondary school has sixth form provision.

6.2 Births in Hastings

Births in Hastings continue to fall, from a peak of 1,238 in 2010/11 to 975 in 2019/20, a fall of 263 or 21%. The provisional estimate for 2020/21 is also very low.



6.3 Housing plans in Hastings

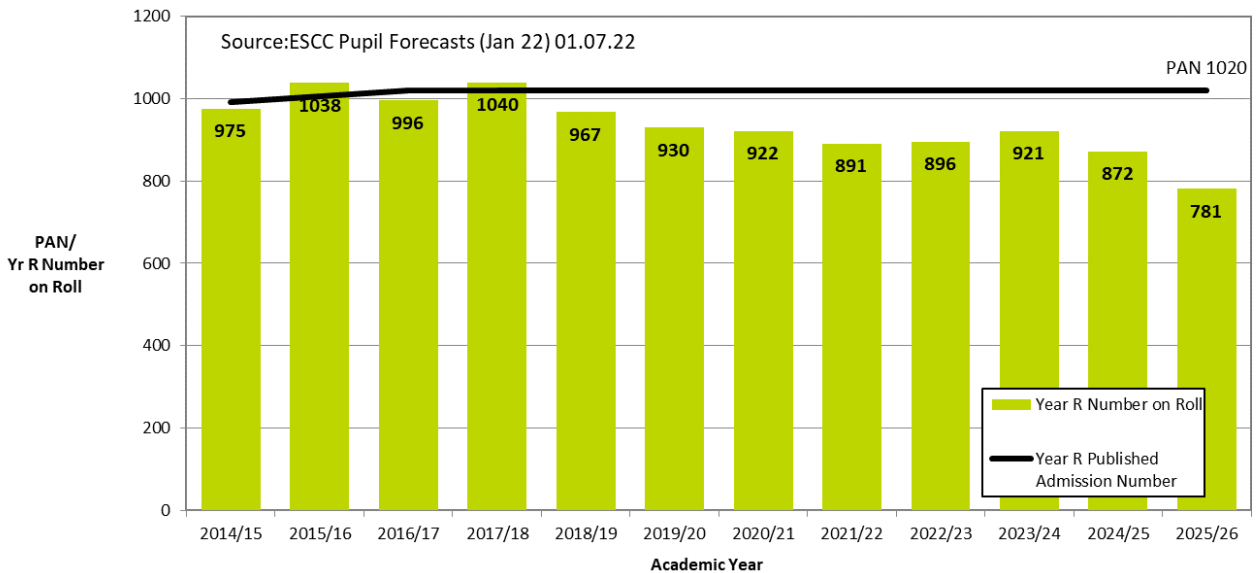
As at January 2022 Hastings Borough Council planned for a minimum of 3,400 new dwellings in the town over the local plan period to 2027/28, with an estimated 1,900 remaining to be built between 2022/23 and the end of the local plan period.

6.4 Primary places in Hastings

Reception (Year R) intakes in Hastings are forecast to remain well below the current Published Admission Number (PAN) of schools in the town until at least the middle of the decade and probably beyond.

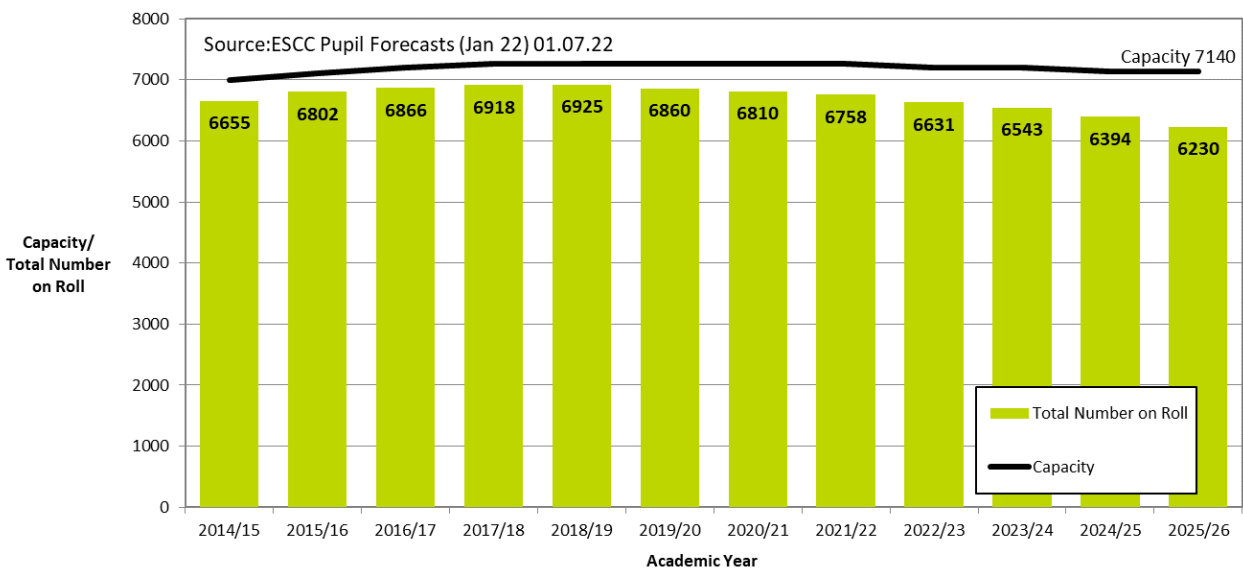
Many Hastings children attend surrounding primary schools including Battle and Langton CE Primary School, Crowhurst CE Primary School, Guestling Bradshaw CE Primary School, Icklesham CE Primary School, Netherfield CE Primary School, Sedlescombe CE Primary School and Westfield School. Most of these schools are full or close to full. However, going forward, lower levels of demand from Hastings Borough may see numbers in some of these surrounding schools falling.

Hastings Primary Year R Numbers



Lower intakes are predicted to result in higher numbers of surplus places in the town, which are forecast to rise from of 7% of capacity in 2021/22 to 14% by 2026/27.

Hastings Total Primary Numbers



The surplus places are mainly in the academies in the town; the 3 maintained schools are largely full. Any decisions to reduce PAN at an academy would be taken by the relevant academy trust. The local authority will continue to monitor the situation in the town and surrounding areas and will work with schools and academy trusts to bring forward proposals to reduce the level of surplus places where appropriate.

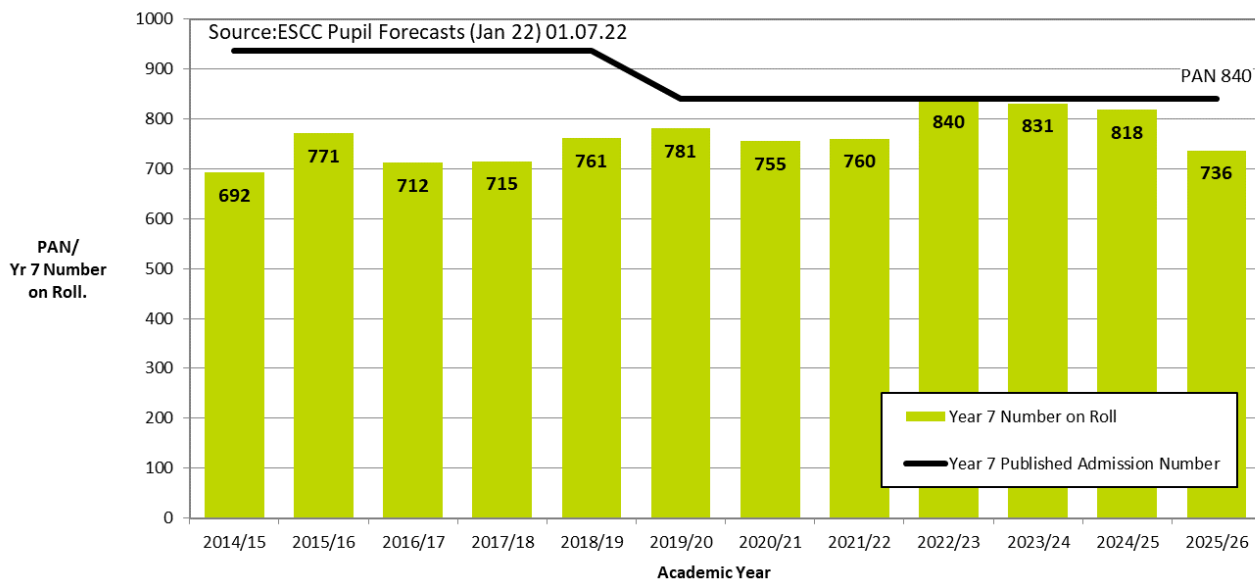
6.5 Secondary places in Hastings

Significant numbers of Hastings children seek places in surrounding schools such as Bexhill High Academy and St Richard’s Catholic College (both chapter 12) and Claverham Community College (chapter 13), Rye College (chapter 14) and Robertsbridge Community College (chapter 15). The decision by Bexhill High Academy to reduce its PAN from 330 to 300 from 2021/22, is likely to lead to fewer children from Hastings gaining admission to the school in certain years, with a knock-on increase in demand for places in Hastings schools.

In addition, in-area demand for Year 7 places is rising, linked to higher numbers coming through primary schools.

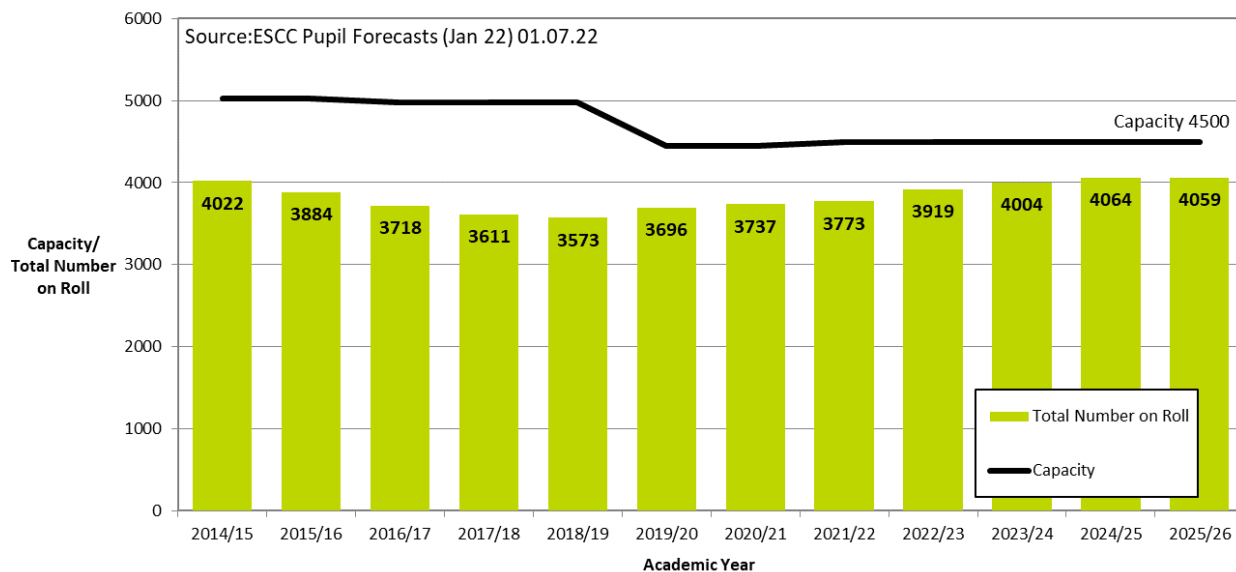
As a result, Year 7 numbers are likely to be tight in the period 2022/23 to 2024/25. Although not currently forecast, shortfalls against PAN are possible in any of these years and will depend to a large extent on continued high outflows of Hastings children to other surrounding schools. From 2025/26, Year 7 intakes are forecast to begin falling away.

Hastings Secondary Year 7 Numbers



Surplus places in the area are forecast to fall from 16% in 2021/22 to 10% by 2025/26.

Hastings Total Secondary Numbers



For 2022/23, Bexhill High Academy, St Richard’s Catholic College and Robertsbridge Community College have all agreed to admit numbers over their PAN, which is likely to result in greater numbers of Hastings children being accommodated in these schools, thereby helping to alleviate pressures in Hastings schools.

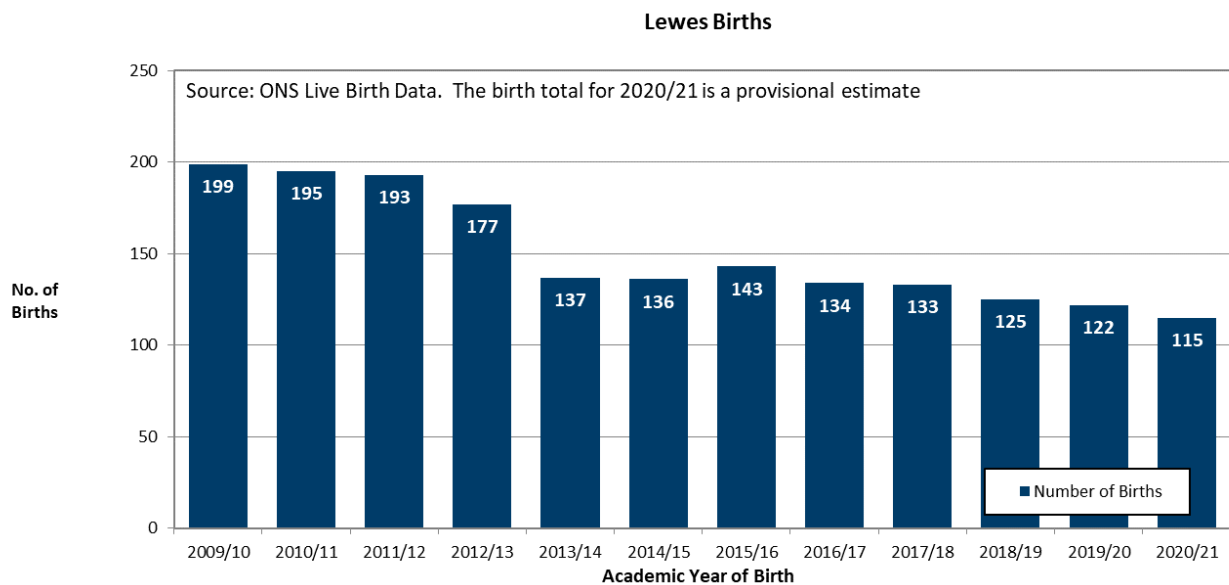
7. Lewes

7.1 Schools in Lewes

There are 5 primary schools in Lewes and 1 secondary school. 2 of the primary schools have nursery provision.

7.2 Births in Lewes

Births in Lewes have been falling since their peak in 2009/10. Since 2013/14 births in the town have been particularly low, falling to 122 in 2019/20. The provisional estimate for 2020/21 is also very low.



7.3 Housing plans in Lewes

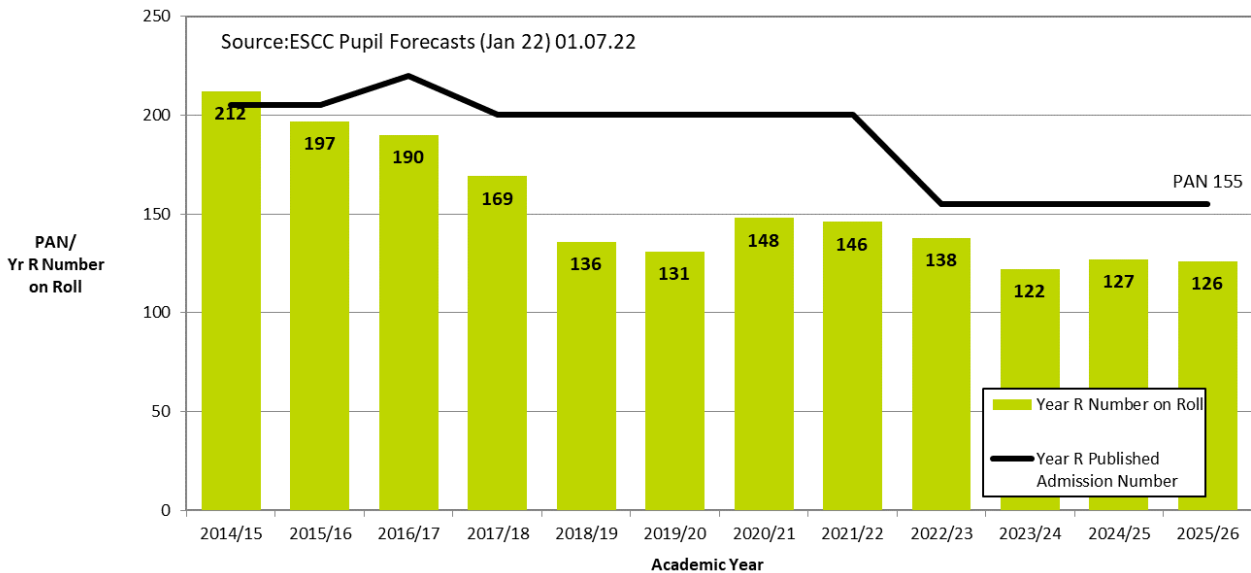
As at January 2022 Lewes District Council and the South Downs National Park Authority planned for approximately 1,100 new dwellings in the town over the Lewes District local plan period to 2029/30, of which an estimated 800 remain to be built between 2022/23 and the end of the local plan period.

7.4 Primary places in Lewes

Based on birth and GP registration data, we expect Reception (Year R) intakes in the town to remain low until at least 2025/26.

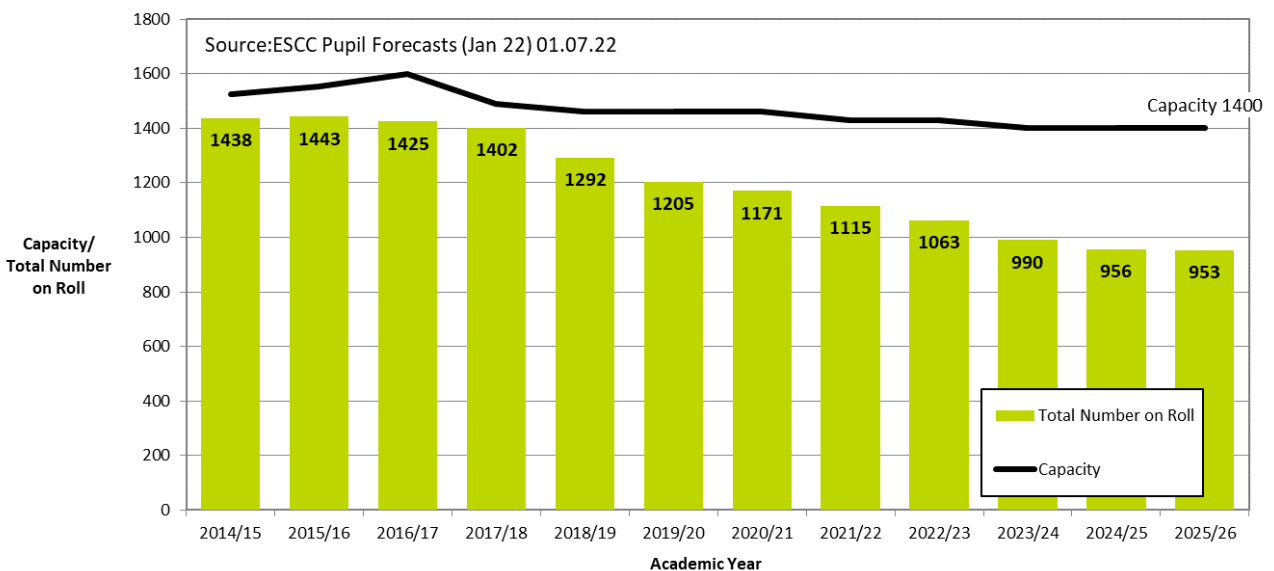
Some children from Lewes take up places in surrounding rural schools, notably Iford and Kingston CE Primary School and Hamsey Community Primary School.

Lewes Primary Year R Numbers



Lower intakes are leading to higher numbers of surplus places in the town, rising from 22% in 2021/22 to potentially 32% by 2025/26.

Lewes Total Primary Numbers



As a result of the falling Year R numbers in Lewes and reduced demand for places at both schools, the local authority approved a reduction in the Published Admission Number (PAN) at Southover CE Primary School (from 60 to 45) and Wallands Community Primary School (from 60 to 30) to take effect from the 2022/23 academic year. Accommodation will not be removed and can be brought back into use if pupil numbers start to rise again.

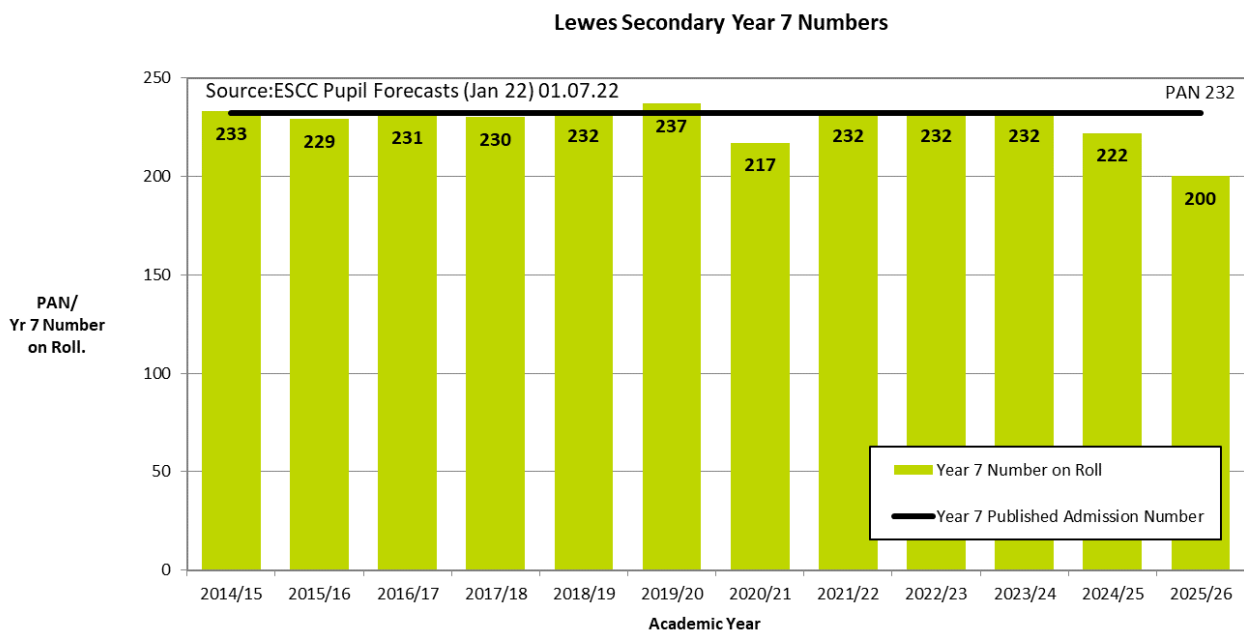
In the longer term, despite 800 new homes being planned for the period to 2029/30, the demographic based projections of future births are currently indicating there will be sufficient Year R places available to meet demand. However, it is possible that, if there is a general upswing in births over the next few years, the added impact of the new housing could lead to Year R numbers in Lewes being significantly higher in the latter half of the decade than forecasts currently show.

7.5 Secondary places in Lewes

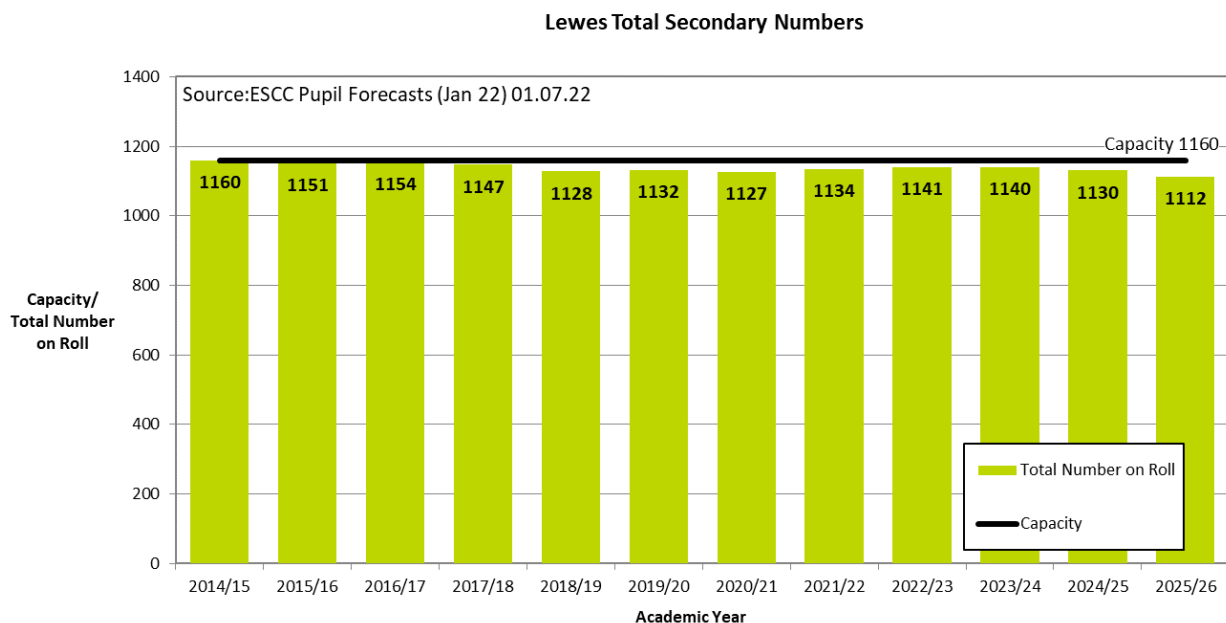
Part of Priory School’s admissions area is a joint admissions area with that of Kings Academy Ringmer (chapter 11).

The school routinely admits 50 or more children from out of area each year, notably Kings Academy Ringmer, Chailey School (both chapter 11), Seahaven Academy (chapter 8) and Brighton and Hove. In 2022/23 this number is closer to 80. Substantial numbers of Priory area children take up places at other schools, notably Kings Academy Ringmer, Chailey School and out of county Catholic schools. Although the village of Ditchling is in a joint admissions area served by Priory School and Chailey School, traditionally children from the village have attended Downlands Community School in Hassocks, as part of a long-standing admissions arrangement with West Sussex County Council.

Priory School is forecast to fill to its PAN of 232 in 2022/23 and 2023/24. Beyond this, numbers of in-area children coming into Year 7 fall away significantly. Based on current preference patterns, demand from out of area, particularly from Brighton and Hove, should at least bridge some of the gap between the demand from local children and Priory's PAN.



Currently, Priory School is close to capacity with very few surplus places. As lower Year 7 intakes work their way through the school from the middle of the decade, so surplus places will emerge.



No action is required at this stage to increase or reduce the number of places in the area.

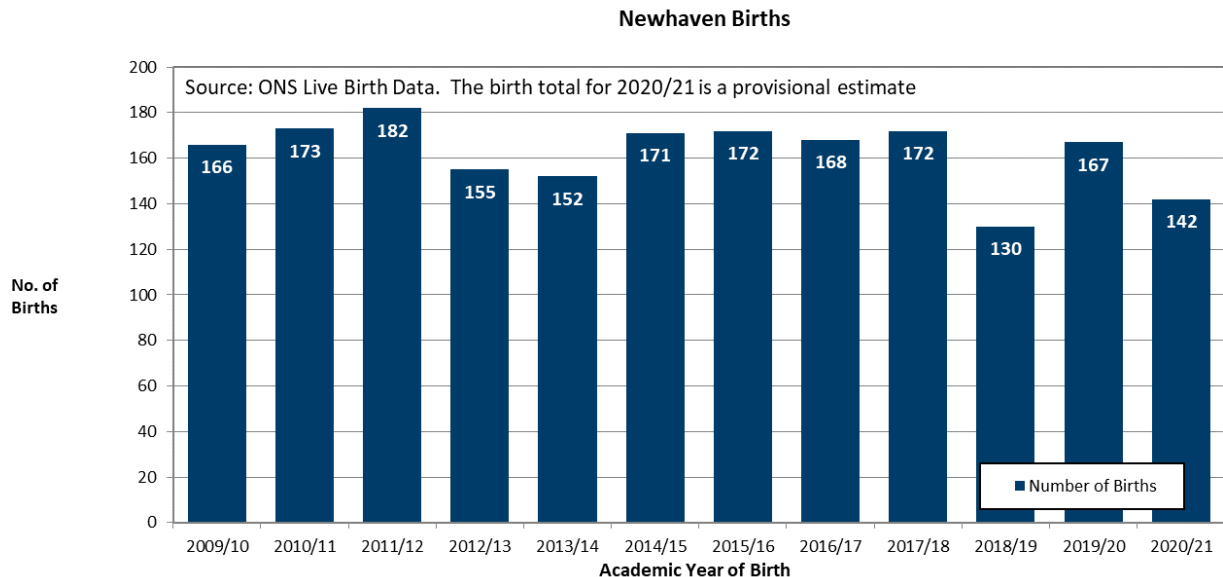
8. Newhaven

8.1 Schools in Newhaven

There are 4 primary schools in Newhaven and 1 secondary school. 3 of the 4 primary schools have nursery provision.

8.2 Births in Newhaven

Births in Newhaven have been relatively steady, however, in 2018/19 births were much lower than in recent years.



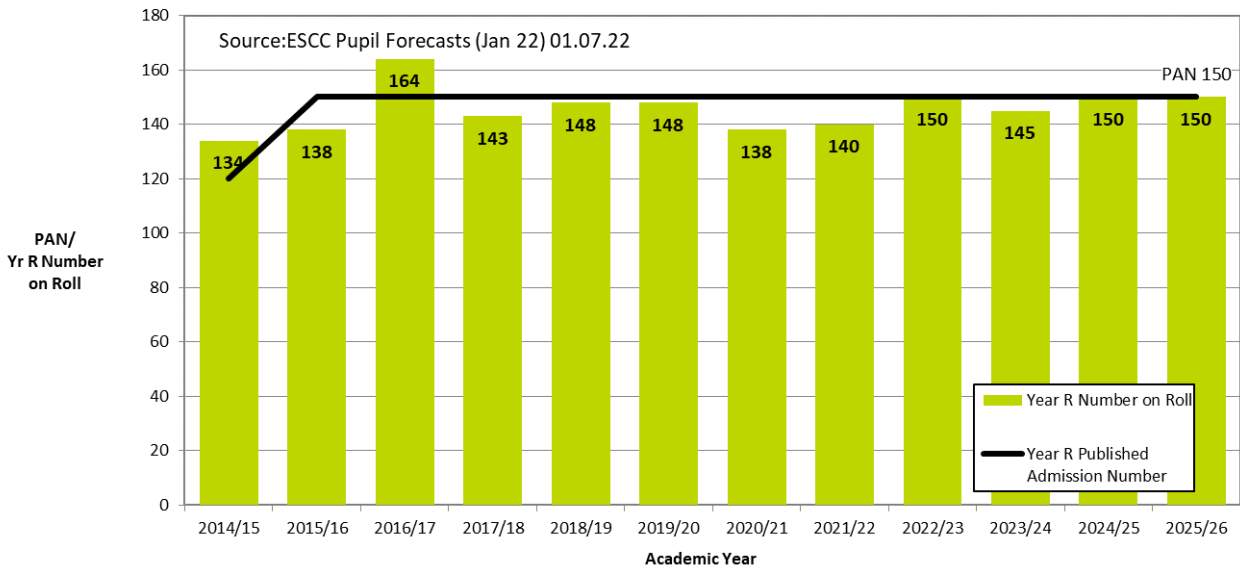
8.3 Housing plans in Newhaven

As at January 2021 Lewes District Council planned for approximately 1,900 new dwellings in the town over the local plan period to 2029/30, of which an estimated 1,500 remain to be built between 2022/23 and the end of the local plan period.

8.4 Primary places in Newhaven

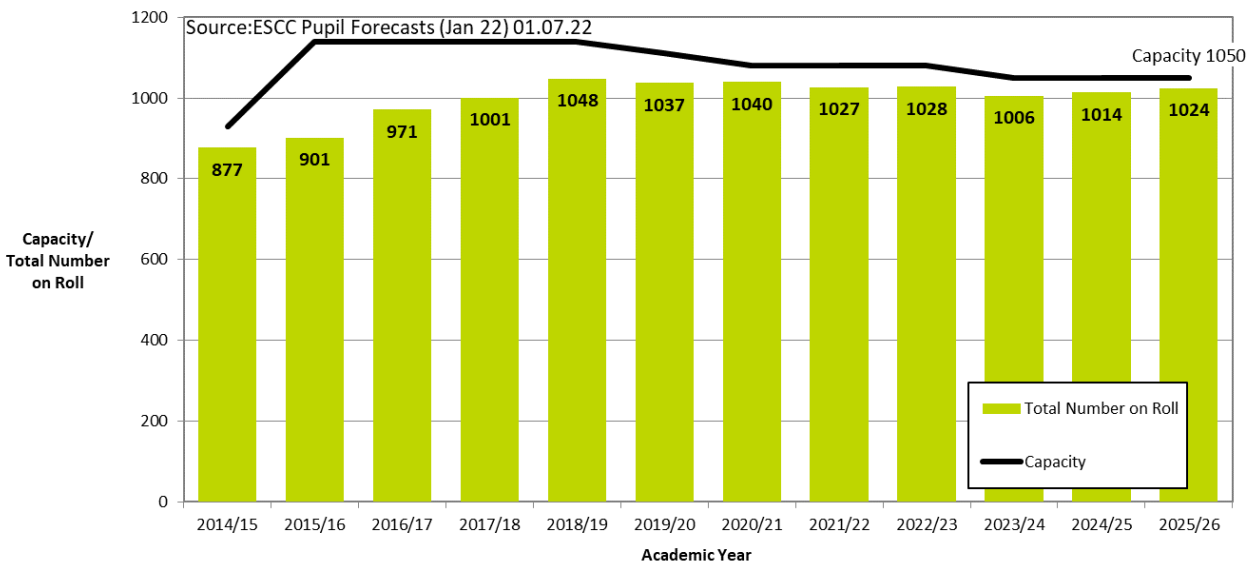
Live birth and GP registration data indicate that numbers of in-area children coming into primary schools are likely to remain high in most of the coming years. If reception (Year R) numbers are to keep to the Published Admission Number (PAN), in some years there will need to be relatively high outflows of children to other areas. In some cases, this may require the school admissions system directing some Newhaven children to surrounding schools.

Newhaven Primary Year R Numbers



Currently, most primary schools in Newhaven are full or nearly full, meaning there is very little surplus capacity in the town.

Newhaven Total Primary Numbers



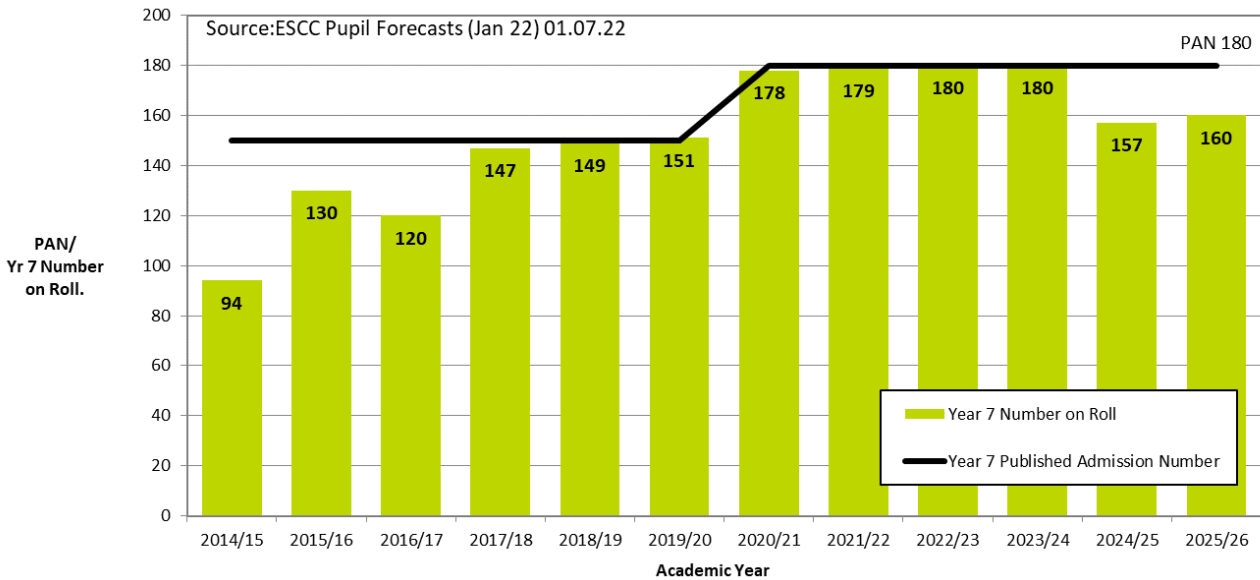
Although the situation in Newhaven is very tight with very few spare places, pupil forecasts do not currently justify creating extra permanent capacity in the town, particularly as there are surplus places in neighbouring Seaford (chapter 10) to the east, Peacehaven (chapter 9) to the west and at Iford and Kingston CE Primary School (chapter 11) to the north.

With 1,500 new homes planned for the town in the period to 2029/30, pressures at Year R and on overall primary school places are likely to continue. It is possible that a shortfall of up to 1 form of entry (30 Year R places) could emerge in the second half of the decade. The local authority will monitor the situation closely and work with local schools to address any shortfalls that might emerge.

8.5 Secondary places in Newhaven

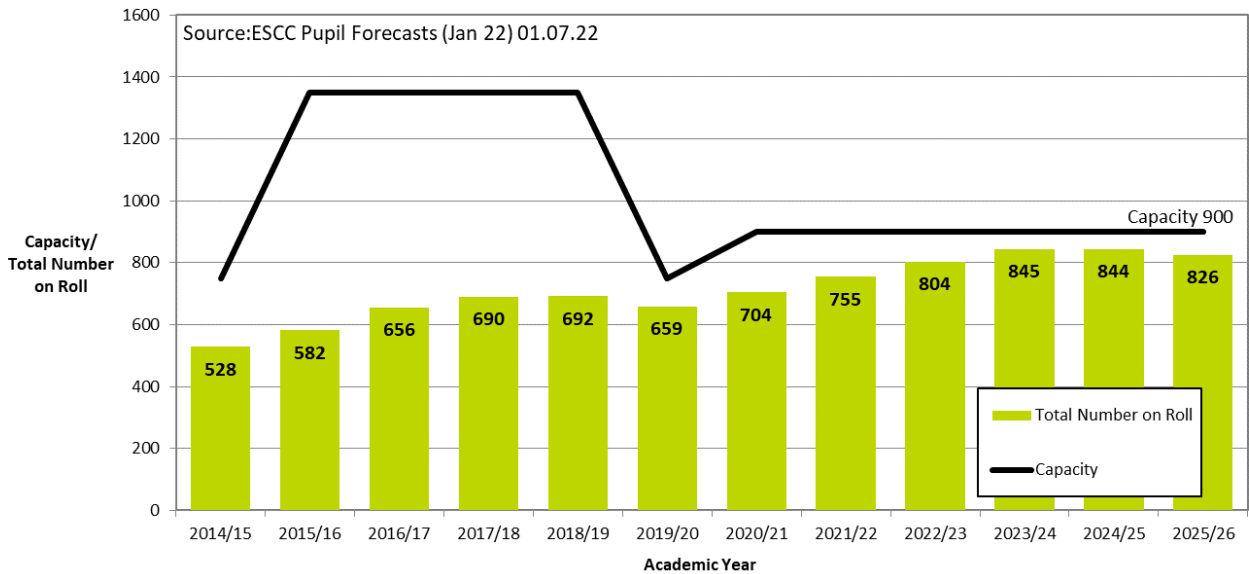
Numbers coming through Newhaven primary schools are currently high, however, from 2024/25 Year 7 intakes to Seahaven Academy are forecast to begin falling away.

Newhaven Secondary Year 7 Numbers



In line with larger Year 7 intakes, total secondary numbers in Newhaven have been rising. Surplus places, which were at 16% in 2021/22, are expected to have fallen to 8% by the end of the plan period.

Newhaven Total Secondary Numbers



As Seahaven Academy’s school admissions area also includes the neighbouring town of Peacehaven (chapter 9) it is useful to look at pressures across both towns. For 2022/23 the schools will fill to their combined PAN of 360. The latest pupil forecasts point to an overall shortfall of places of 1 form of entry (30 Year 7 places) in 2023/24. The shortfall is nominally being shown against Peacehaven Community School. Whether a shortfall emerges in practice and the size of the shortfall will partly depend on outflows of children from Newhaven and Peacehaven to Priory School, in Lewes (chapter 7) and to Longhill High School, in Brighton and Hove.

The local authority will work with Seahaven Academy and Peacehaven Community School to ensure there are sufficient places to address any shortfalls that emerge in 2023/24. Numbers may be less tight in the years from 2024/25.

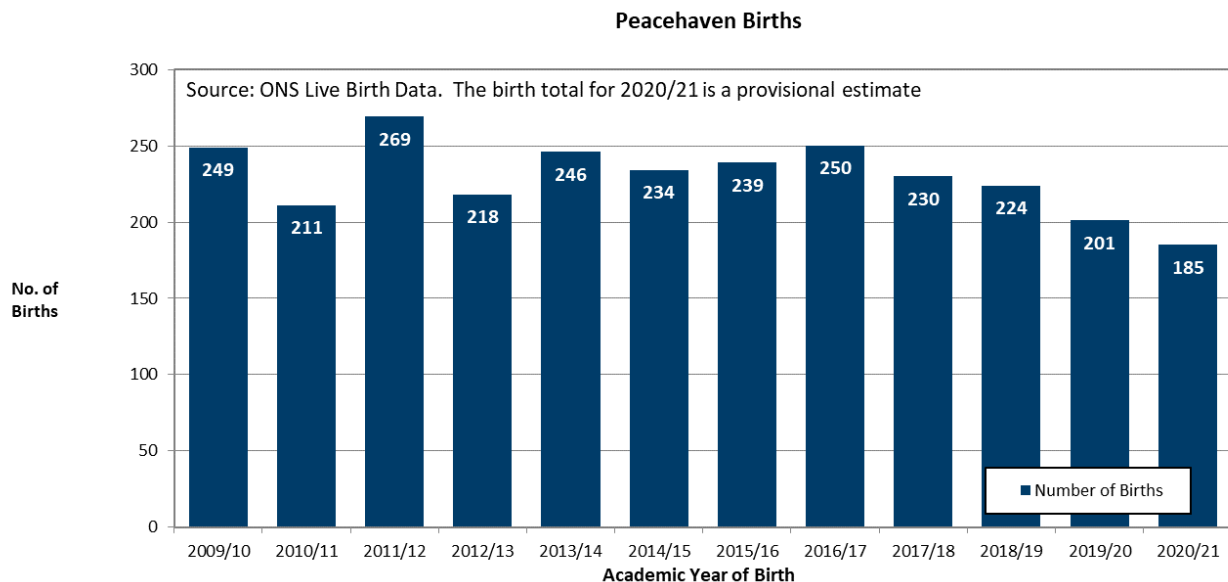
9. Peacehaven

9.1 Schools in Peacehaven

There are 3 primary schools in Peacehaven, all of which have nursery provision. There is 1 secondary school.

9.2 Births in Peacehaven

Births in Peacehaven have been falling since 2016/17, with numbers in 2019/20 particularly low. The provisional estimate for 2020/21 is also very low.



9.3 Housing plans in Peacehaven

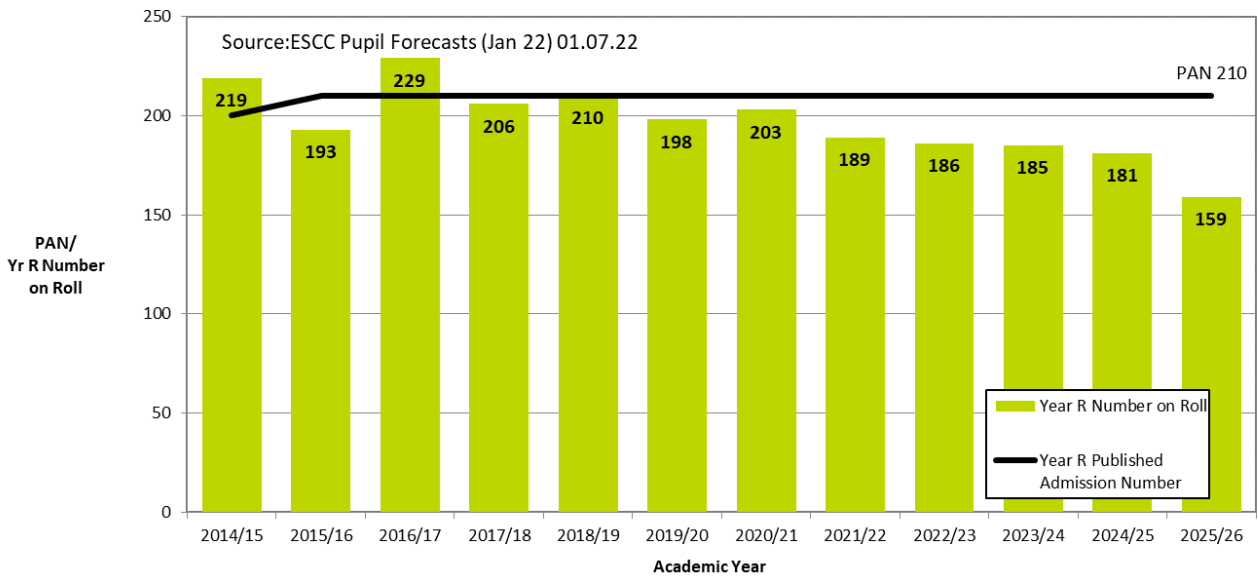
As at January 2022 Lewes District Council planned for approximately 1,400 new dwellings in the Peacehaven and Telscombe area over the local plan period to 2029/30, of which an estimated 500 remain to be built between 2022/23 and the end of the local plan period.

9.4 Primary places in Peacehaven

Live birth and GP data and, for the longer term, demographic projections indicate that Year R numbers in Peacehaven are likely to be well below the Published Admission Number (PAN) of 210 for the foreseeable future.

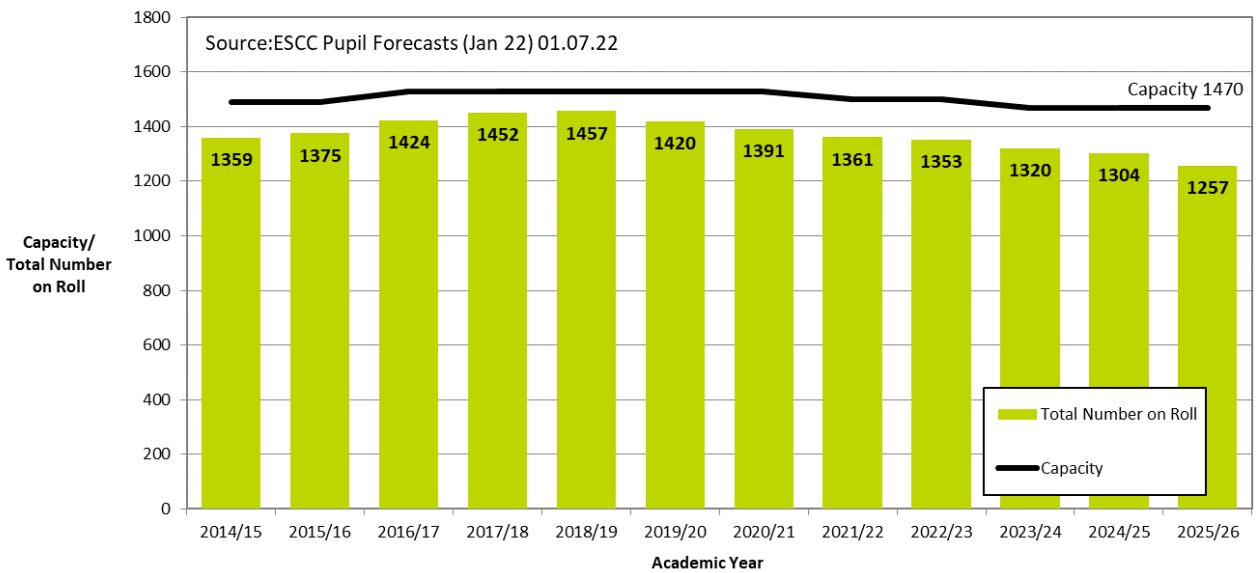
Saltdean Primary School in neighbouring Brighton and Hove is traditionally the school of preference for children who live in East Saltdean which is on the East Sussex side of the border. Traditionally around 20 to 30 East Sussex children per year group obtain a place at Saltdean Primary School. East Sussex children who require a place at the school generally get in. Additionally, a few Peacehaven area children normally attend St Margaret's CE Primary School and Our Lady of Lourdes Catholic Primary School in nearby Rottingdean, both in Brighton and Hove, and Annecy Catholic Primary School, in Seaford (chapter 10).

Peacehaven Primary Year R Numbers



By 2025/26, surplus places in Peacehaven could be 14%, up from 9% in 2021/22.

Peacehaven Total Primary Numbers

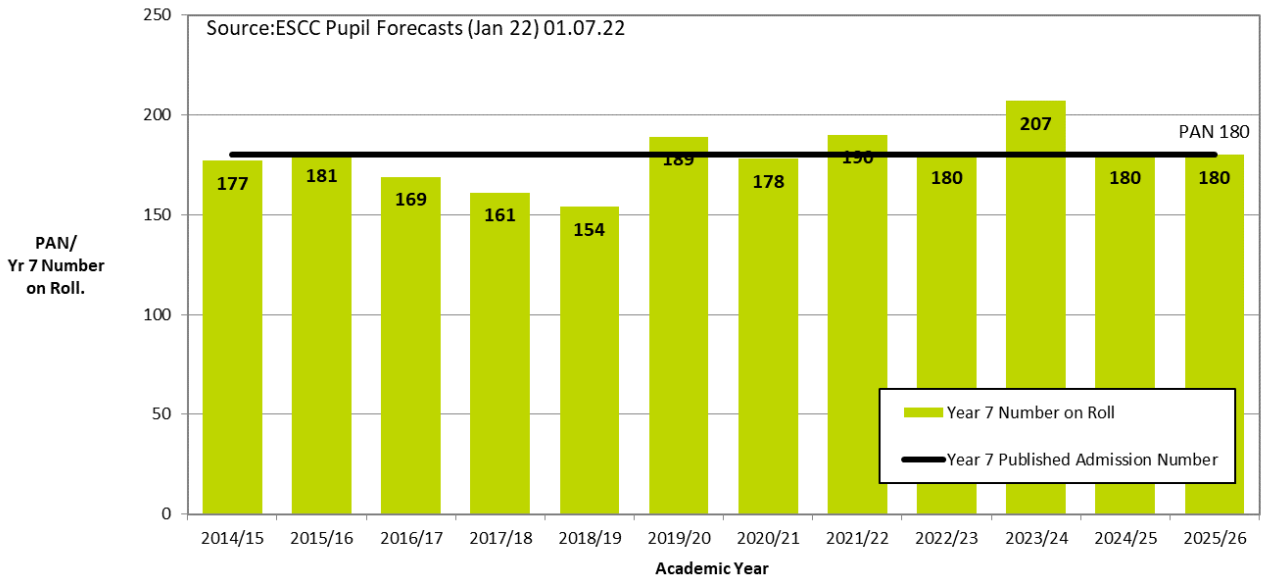


The local authority will continue to monitor the situation in the town and will work with schools and academy trusts to bring forward proposals to reduce the level of surplus places where appropriate.

9.5 Secondary places in Peacehaven

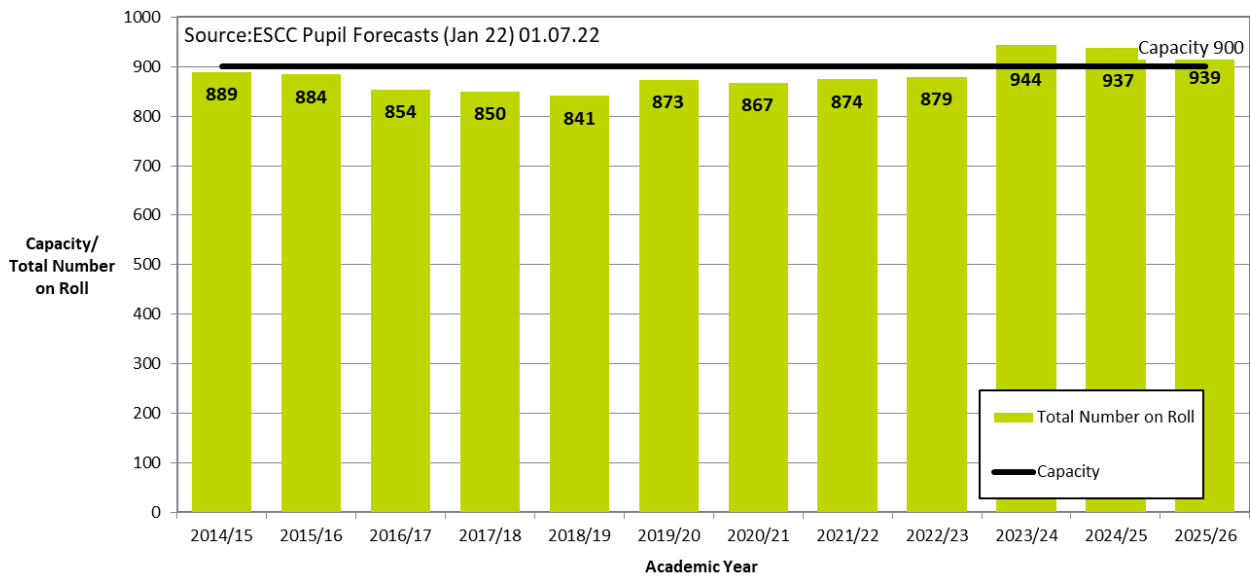
Numbers coming through Peacehaven primary schools are currently generally high, putting pressure on Year 7 places at the school.

Peacehaven Secondary Year 7 Numbers



Peacehaven Community School is close to capacity, with only 3% surplus places in 2021/22.

Peacehaven Total Secondary Numbers



As Peacehaven Community School’s admissions area also includes the neighbouring town of Newhaven (chapter 8) it is useful to look at pressures across both towns. For 2022/23 both schools will fill to their combined PAN of 360. The latest forecasts point to an overall shortage of places of 1 form of entry (30 Year 7 places) in 2023/24. The shortfall is nominally being shown against Peacehaven Community School. Whether a shortfall emerges in practice and the size of the shortfall will partly depend on outflows of children from Newhaven and Peacehaven to Priory School in Lewes (chapter 7) and Longhill High School, in Brighton and Hove.

The local authority will work with Seahaven Academy and Peacehaven Community School to ensure there are sufficient places to address any shortfalls that emerge in 2023/24. Numbers may be less tight in the years from 2024/25.

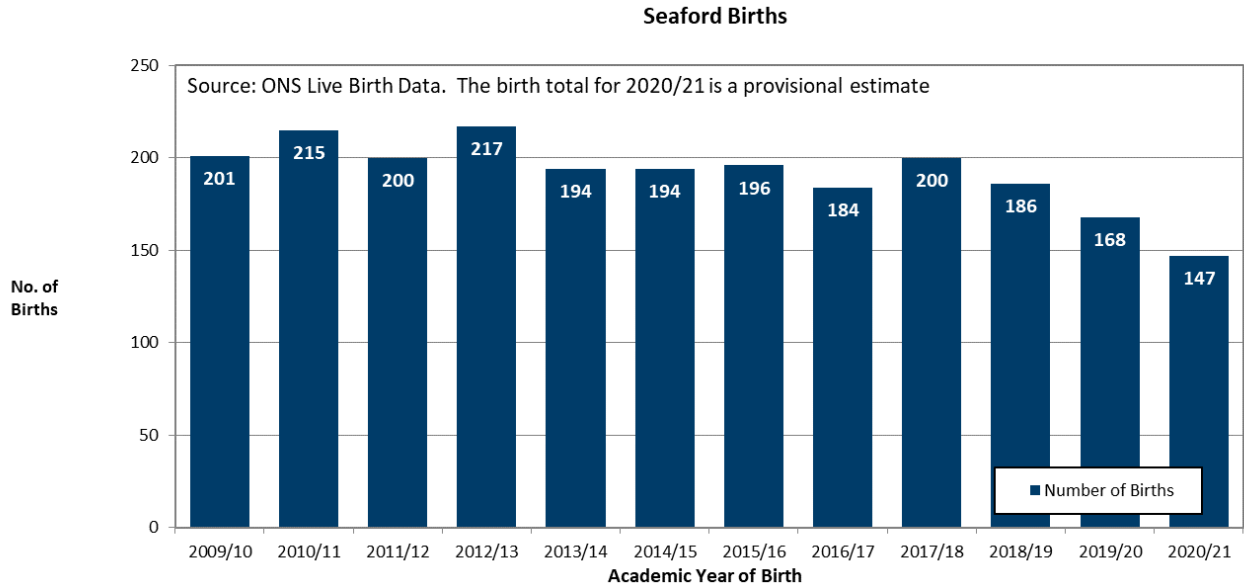
10. Seaford

10.1 Schools in Seaford

There are 4 primary schools in Seaford and 1 secondary school with a sixth form.

10.2 Births in Seaford

Births in Seaford have fallen in recent years, with 2019/20 being a particularly low year.

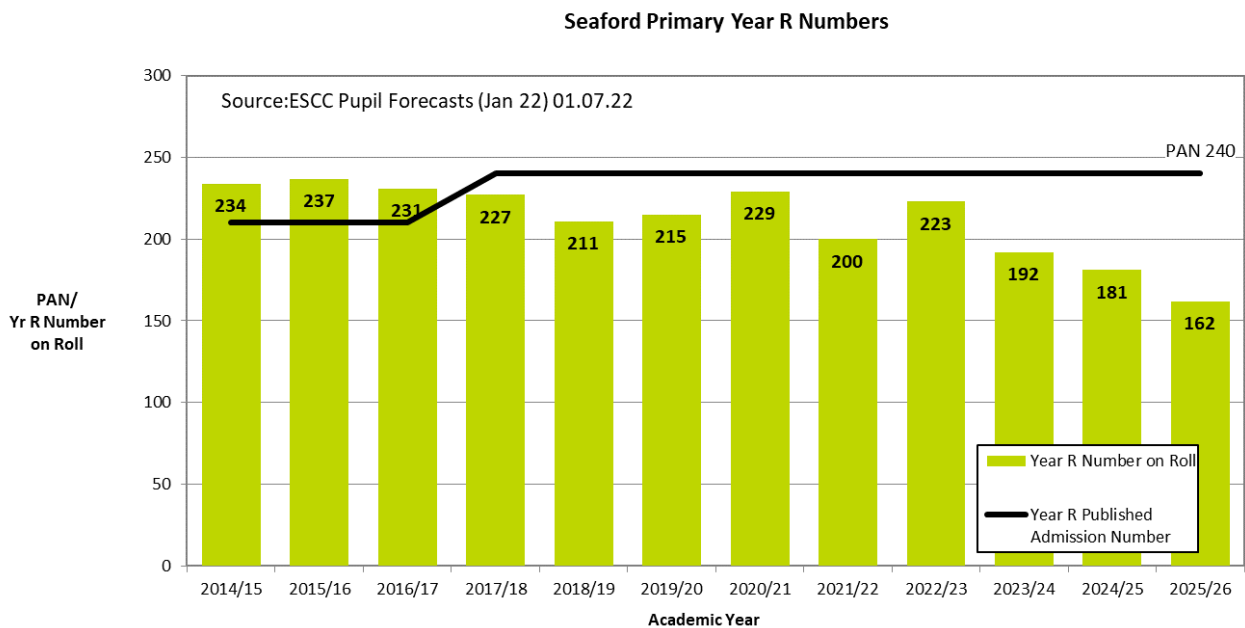


10.3 Housing plans in Seaford

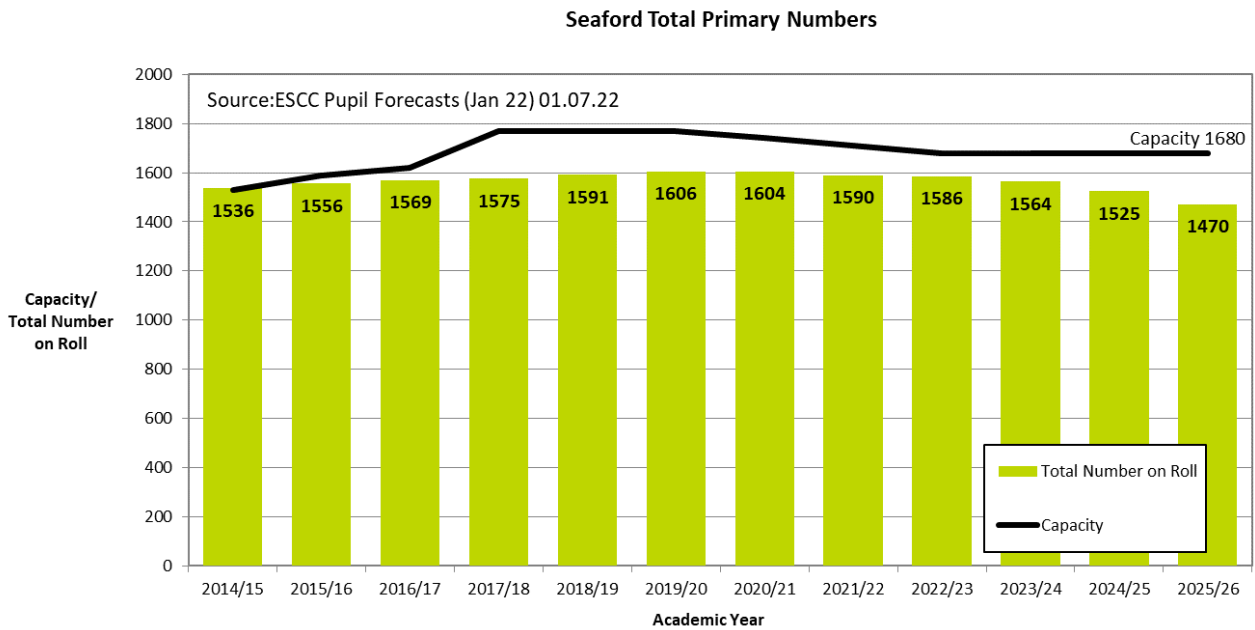
As at January 2022 Lewes District Council planned for approximately 900 new dwellings in the town over the local plan period to 2029/30, of which an estimated 500 remain to be built between 2022/23 and the end of the local plan period.

10.4 Primary places in Seaford

The 2022/23 intake is predicted to be around 220 but birth and GP data suggest reception (Year R) numbers for the following 3 years at least will be considerably lower.



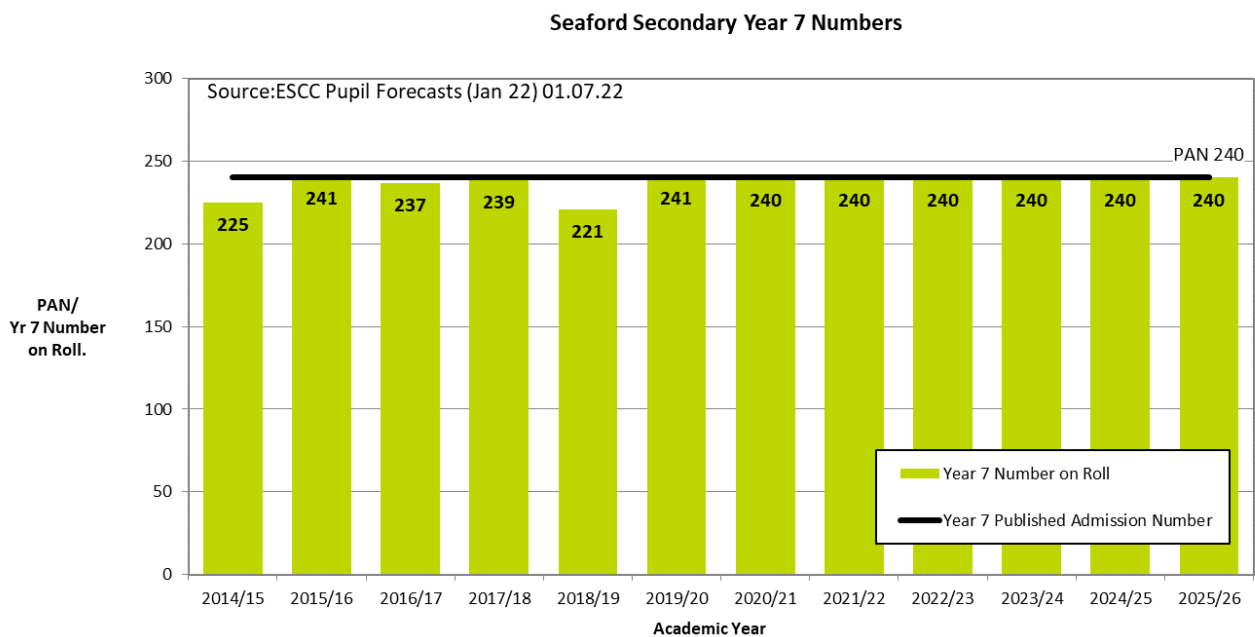
By 2025/26, the overall level of surplus places in the town may reach around 13%.



The local authority met with primary schools in Seaford in 2021 to discuss falling rolls in the area. No action was taken at that time, but we will continue to monitor the situation in the area and will work with schools and academy trusts to bring forward proposals to reduce the level of surplus places where appropriate.

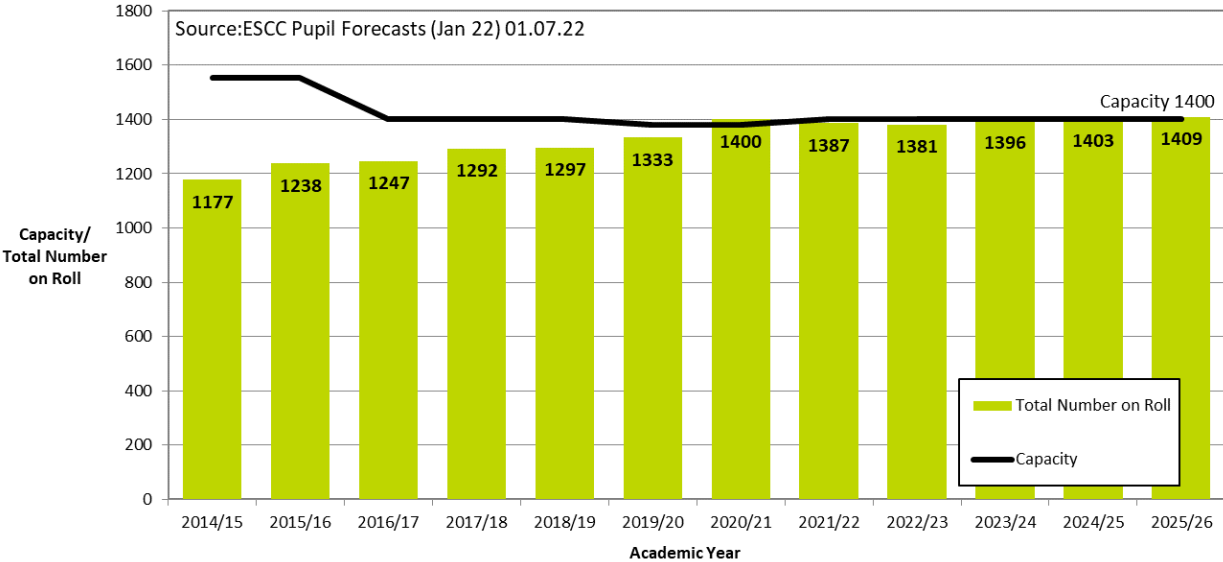
10.5 Secondary places in Seaford

Although Seaford Head School continues to be heavily oversubscribed, the school is forecast to be able to keep to its PAN of 240. This will continue to involve the school admissions system redirecting non-priority out of area applicants to Seahaven Academy (chapter 8) and Peacehaven Community School (chapter 9), thereby increasing pupil number pressures in those areas.



The school is expected to remain full in the coming years with little or no spare capacity.

Seaford Total Secondary Numbers



No action is required at this stage to increase or reduce the number of places in the area.

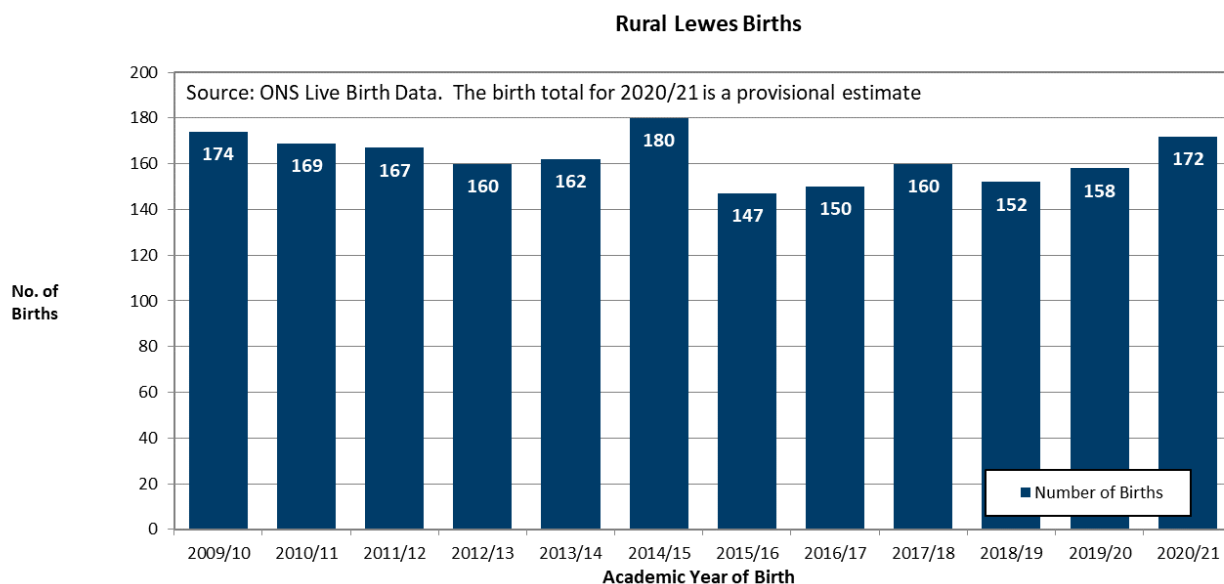
11. Rural Lewes

11.1 Schools in rural Lewes

There are 10 primary schools in rural Lewes and 2 secondary schools. 2 primary schools have nursery provision.

11.2 Births in rural Lewes

Births in rural Lewes have remained relatively steady since the peak in 2014/15. The provisional estimate for 2020/21 suggests births might have been higher that year than for several years.



11.3 Housing plans in rural Lewes

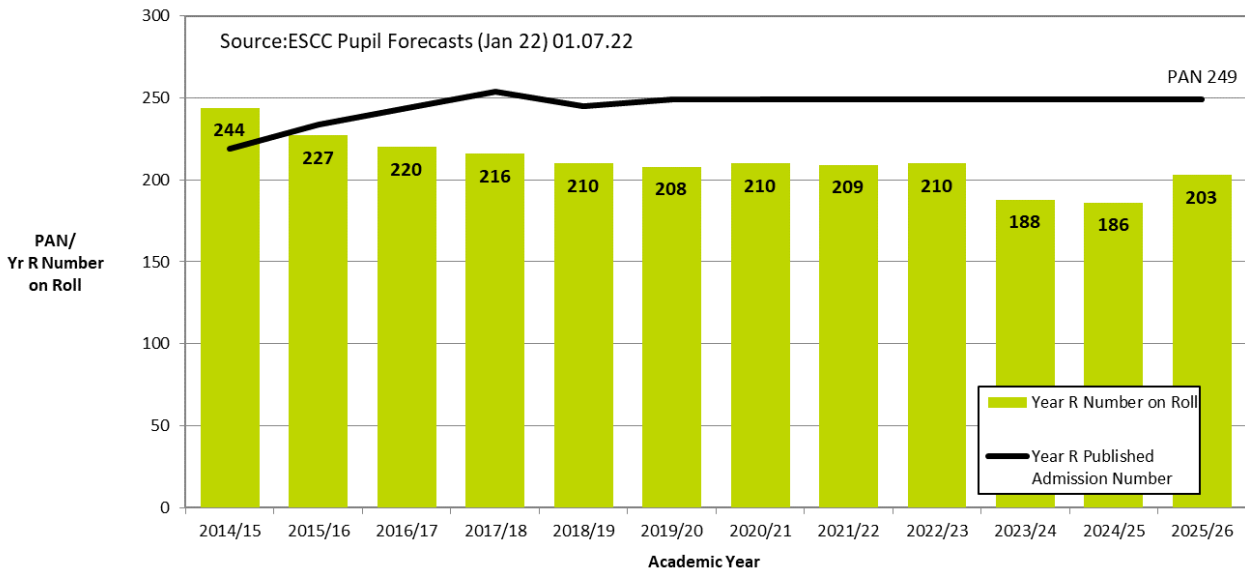
As at January 2022 Lewes District Council and the South Downs National Park Authority planned for approximately 1,800 new dwellings across the rural areas of the district over the Lewes District local plan period to 2029/30. Of this, an estimated 700 remain to be built between 2022/23 and the end of the local plan period, of which approximately 200 are in Ringmer Parish.

11.4 Primary places in rural Lewes

The 249 reception (Year R) places in primary schools across rural Lewes are forecast to be sufficient to meet demand for the foreseeable future.

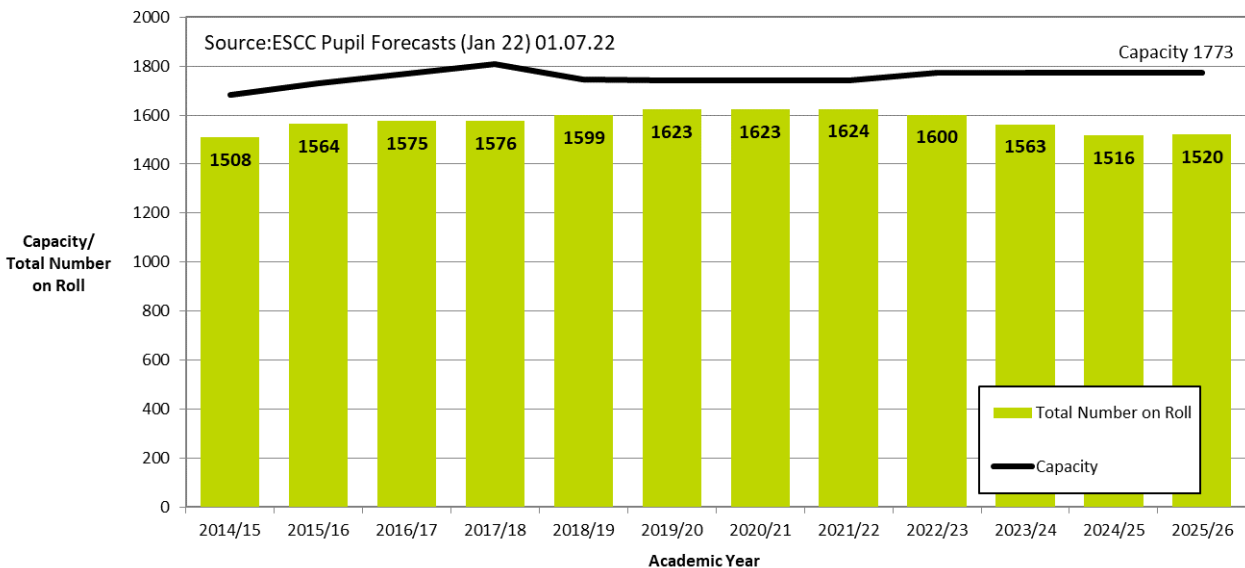
However, the picture will vary between individual school areas. Intake numbers in rural schools can fluctuate significantly from year to year, since the size of the cohorts of children living in small geographical areas sometimes differs markedly from one age group to the next. Normally schools can organise to accommodate any temporary bulges.

Rural Lewes Primary Year R Numbers



Surplus places in the area are expected to double during the plan period, from 7% in 2021/22 to 14% by 2025/26. One school in the area has more than 25% surplus places.

Rural Lewes Total Primary Numbers



The local authority will continue to monitor the situation in the area and will work with schools and academy trusts to bring forward proposals to reduce the level of surplus places where appropriate.

Despite its expansion in 2017/18, Wivelsfield Primary School is already full, and recent and planned new housing at Wivelsfield Green and either side of the East Sussex / West Sussex Border in Hayward's Heath and Burgess Hill is likely to place additional pressure on places at the school going forward.

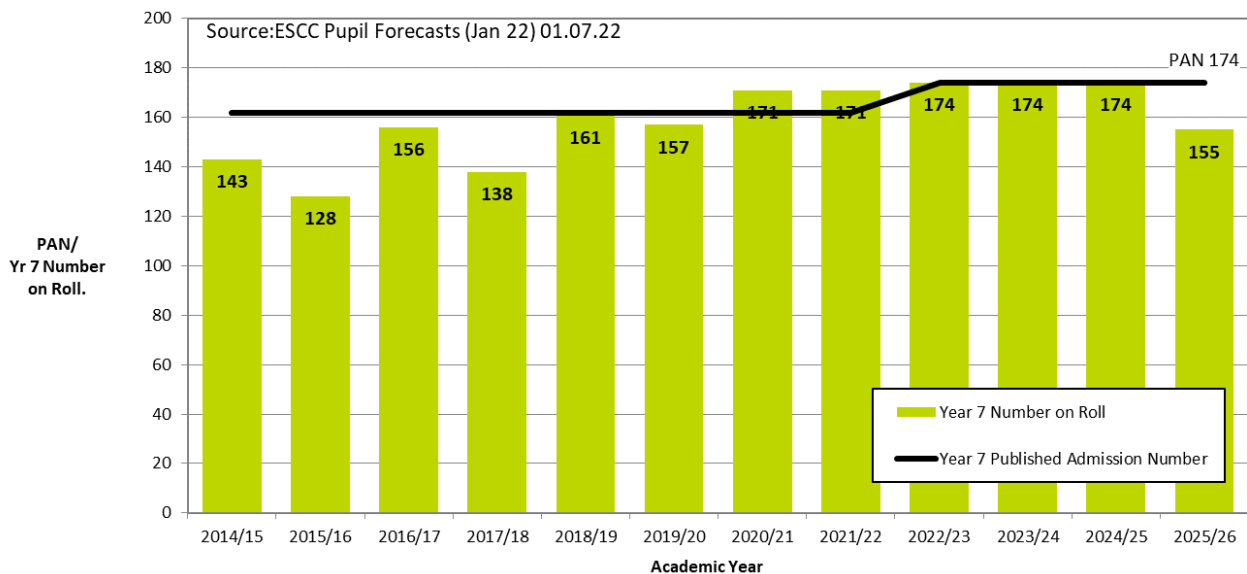
Even with the school admissions system restricting inflows of children from out of area, it will be a challenge to keep Wivelsfield Primary School within its Published Admission Number (PAN) of 30 over the next few years. This has already been seen in 2022/23 with the school admitting over its PAN. The local authority has supported the school to establish a bulge Year R class from September 2022 to facilitate this. Delays in the opening of the new Hurst Farm Primary School across the border in Haywards Heath may result in further shortfalls going forward.

11.5 Secondary places in rural Lewes (Chailey School)

The local authority approved an increase in Chailey School's PAN to 174 with effect from the 2022/23 academic year. Demand from West Sussex, particularly with the large volume of housing being built in Burgess Hill, should enable Chailey School to generally fill to its new PAN in the coming years, with 2025/26 perhaps an exception.

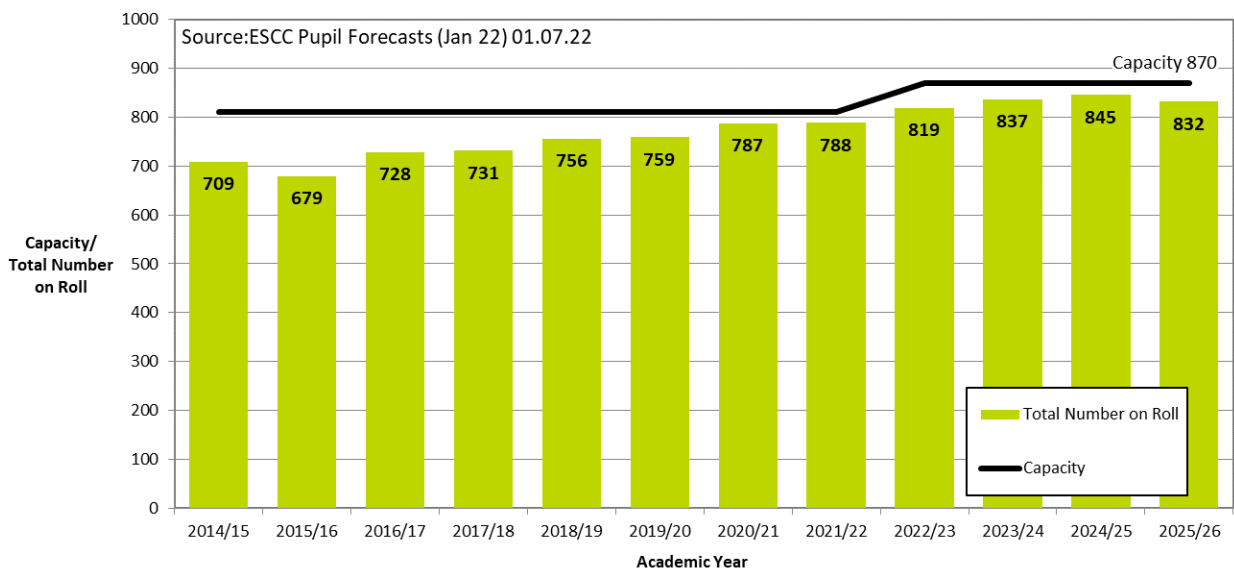
Although the village of Ditchling is in a Priory School, Lewes / Chailey School joint admissions area, it is also in the admissions area of Downlands Community School in Hassocks, West Sussex. Traditionally children from the village have attended Downlands, which is their nearest school.

Chailey School Secondary Year 7 Numbers



Total numbers on roll are expected to be close to Chailey School's new capacity of 870 by the end of the plan period.

Chailey School Total Secondary Numbers



No action is required at this stage to increase or reduce the number of places in the area.

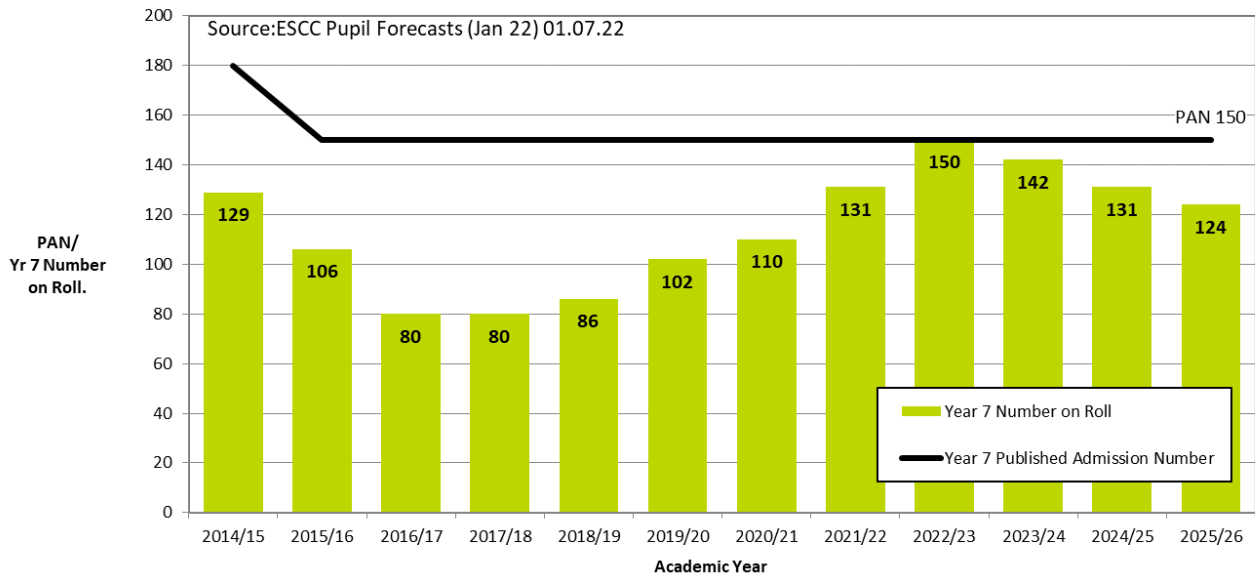
11.6 Secondary places in rural Lewes (Kings Academy Ringmer)

Except for the joint school admissions area with Priory School (chapter 7), Kings Academy Ringmer's community area does not include a town. Traditionally the school has relied on

attracting significant numbers of applicants from other areas, notably from the joint area with Priory School and Hailsham Community College (chapter 17).

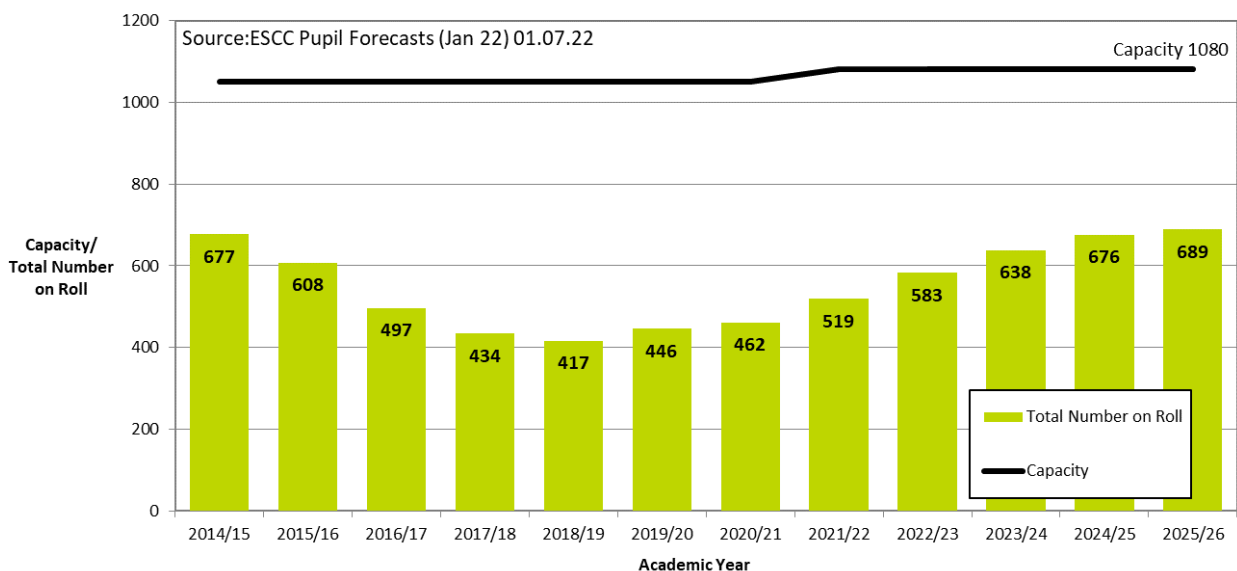
The low in-area pupil population has made it particularly challenging for Kings Academy Ringmer to achieve adequate numbers in the past. However, the last couple of years has seen a recovery in Year 7 numbers, with the school forecast to fill to its PAN of 150 in 2022/23. Depending on parental preference patterns in relation to surrounding schools, notably Hailsham Community College and Uckfield College (chapter 21), Year 7 could be close to full again in 2023/24.

King's Academy Ringmer Secondary Year 7 Numbers



In 2021/22, Kings Academy Ringmer had 52% surplus places. This figure is expected to fall to 36% by 2025/26. The high level of spare capacity reflects that accommodation remains on site from when the school previously had a sixth form.

King's Academy Ringmer Total Secondary Numbers



Longer term Year 7 numbers for the area are currently uncertain and may depend on the new strategic housing plans that Wealden District Council and Lewes District Council publish as part of their Local Plans.

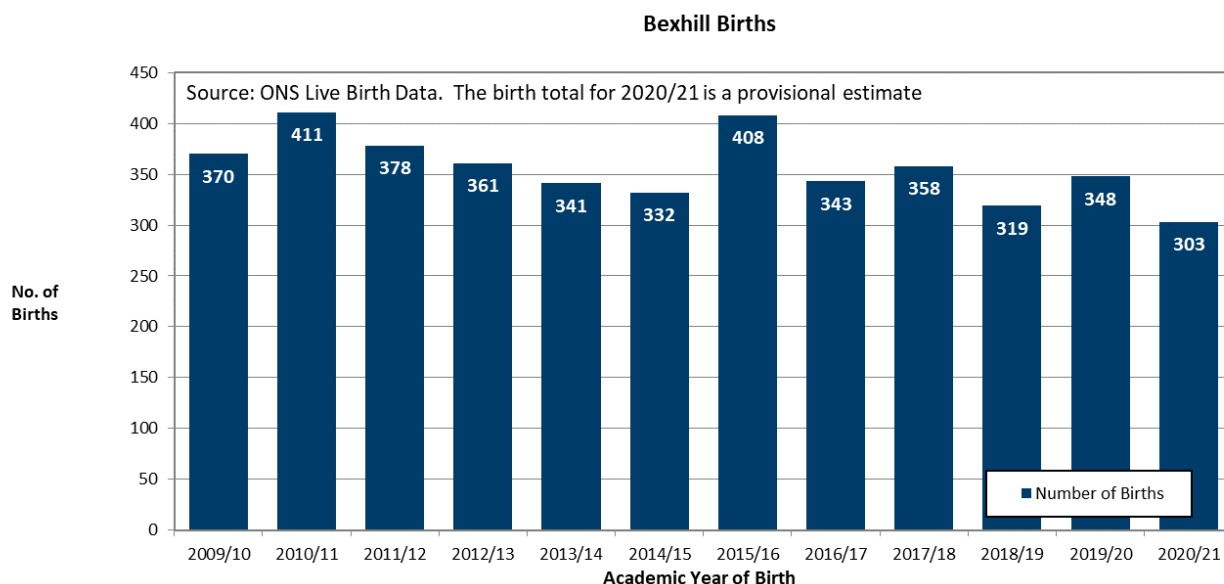
12. Bexhill

12.1 Schools in Bexhill

There are 8 primary schools in Bexhill and 2 secondary schools. 2 primary schools have nursery provision.

12.2 Births in Bexhill

Births in Bexhill have remained relatively steady for a number of years, barring the peaks in 2010/11 and 2015/16.



12.3 Housing plans in Bexhill

As at January 2022 Rother District Council planned for approximately 3,300 new dwellings in the town over the local plan period to 2027/28, of which an estimated 2,100 remain to be built between 2022/23 and the end of the local plan period.

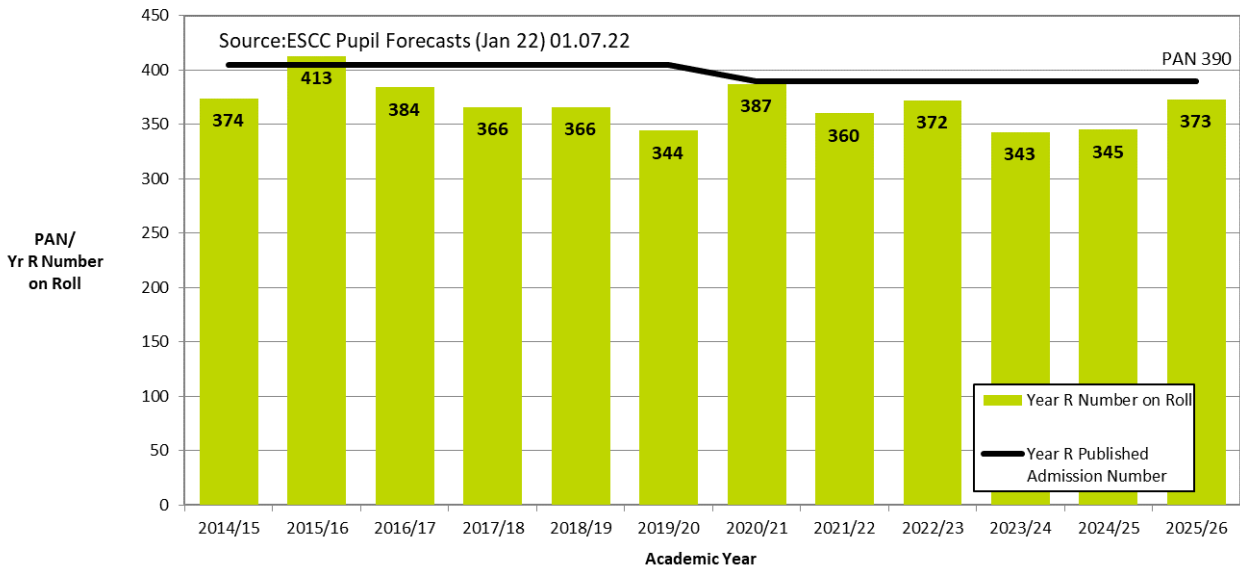
12.4 Primary places in Bexhill

Births and GP registration data indicate that the PAN of 390 for the town should not be exceeded for the foreseeable future.

However, should there be a general upswing in future births, this, coupled with the high volume of new homes planned for the town, could result in reception (Year R) shortfalls in the second half of the decade.

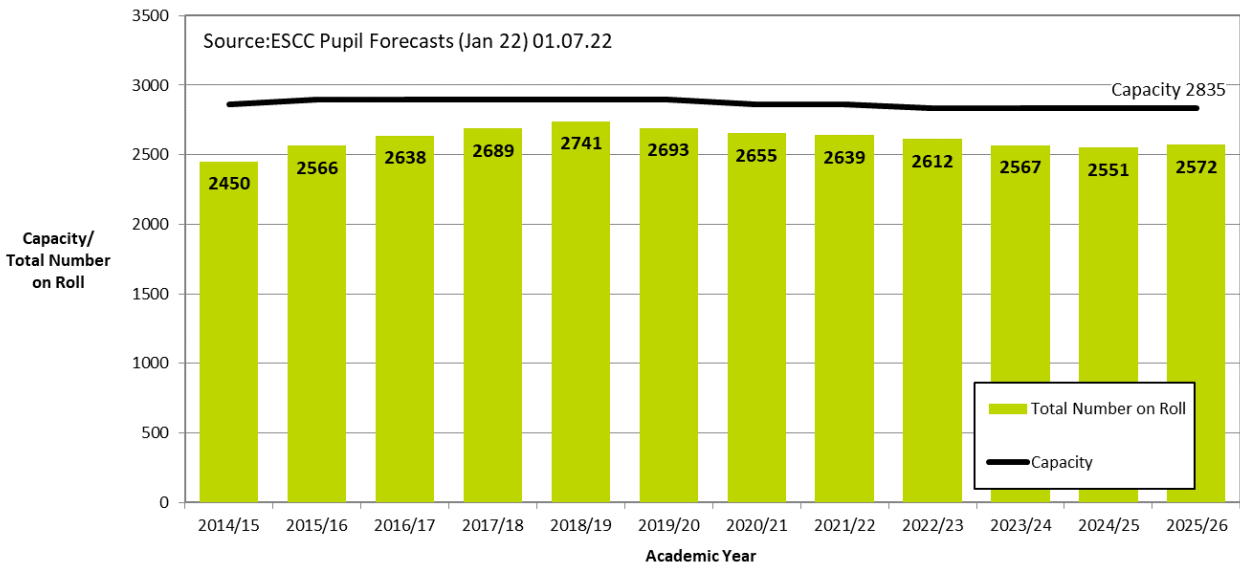
Some children from Bexhill attend schools in the surrounding area, namely, Catsfield CE Primary School and Ninfield CE Primary School. Both schools are currently at, or close to, capacity. There is also an inflow of children from Hastings to schools in Bexhill.

Bexhill Primary Year R Numbers



By 2025/26, surplus places in Bexhill are predicted to be at 9% of capacity.

Bexhill Total Primary Numbers



The development of 1,000+ homes north of Pebsham is underway and this is likely to generate a significant number of school age children. The local authority has an option agreement on land for new school provision to serve the development site and will bring forward proposals at the appropriate time. To a large extent the timing of this will be dependent upon when the school site is transferred by the developer to the local authority and the demand for places in the area at that time.

12.5 Secondary places in Bexhill

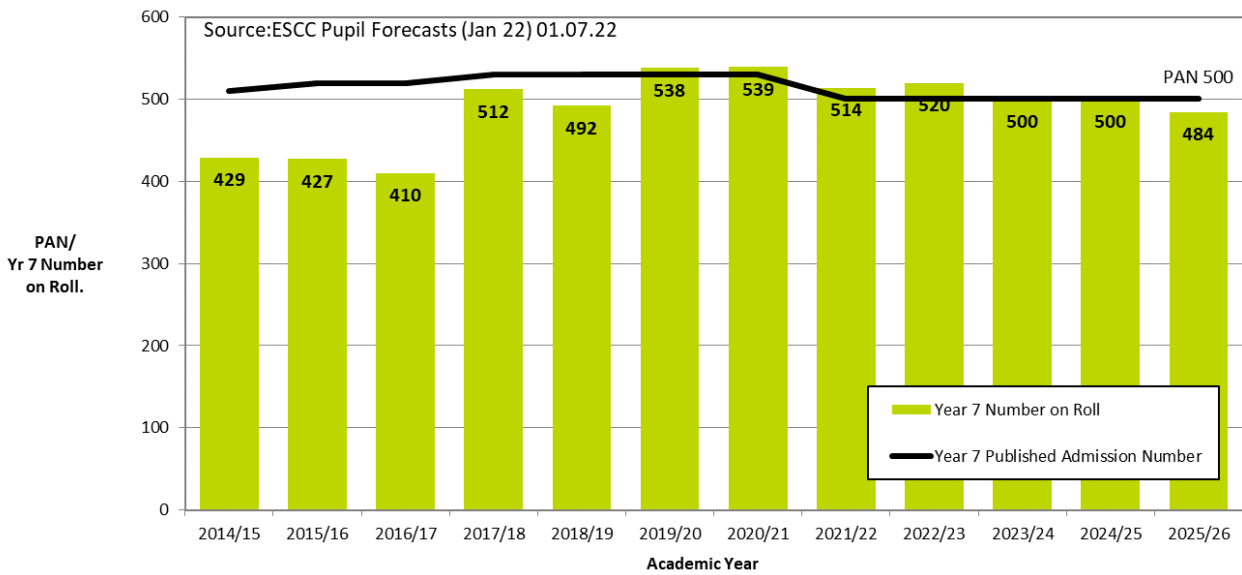
Bexhill High Academy reduced its PAN from 330 to 300 in 2021/22. St Richard’s Catholic College has a formal PAN of 200, giving a combined formal PAN of 500 for the town. Both schools have agreed to take 10 over PAN for 2022/23 to help alleviate pressures locally and in nearby Hastings.

Both schools are forecast to be full to PAN in 2023/24 and 2024/25. In any of these years one or both schools may have to take slightly over their PAN to meet local demand.

St Richard’s Catholic College takes significant numbers of children from Hastings (chapter 6) and Eastbourne (chapter 5), and Willingdon (chapter 19). Bexhill High Academy takes significant

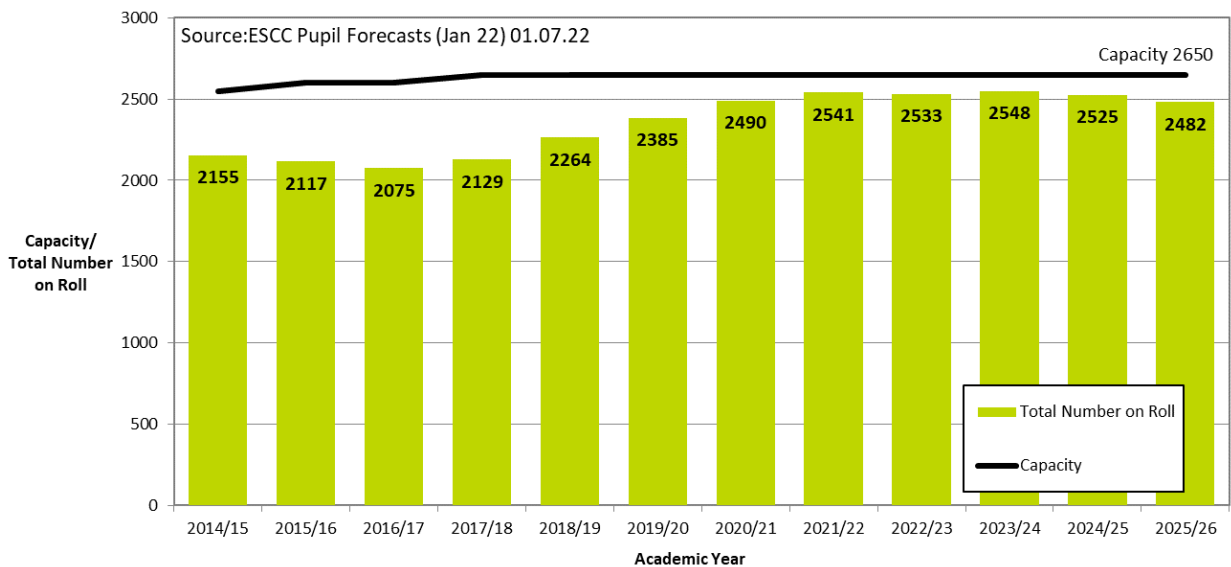
numbers of children from Hastings. There are also outflows of children from Bexhill to Claverham Community College (chapter 13) and Hastings.

Bexhill Secondary Year 7 Numbers



Surplus places in the town have reduced in recent years and now sit at 4% of capacity.

Bexhill Total Secondary Numbers



Longer term, the large volume of new housing planned for the town, makes it unclear whether a combined PAN of 500 in the town will be sufficient to meet local demand. If this is the case, the local authority will work with Bexhill High Academy, St Richard’s Catholic College and the Catholic Diocese to address any shortfalls in provision.

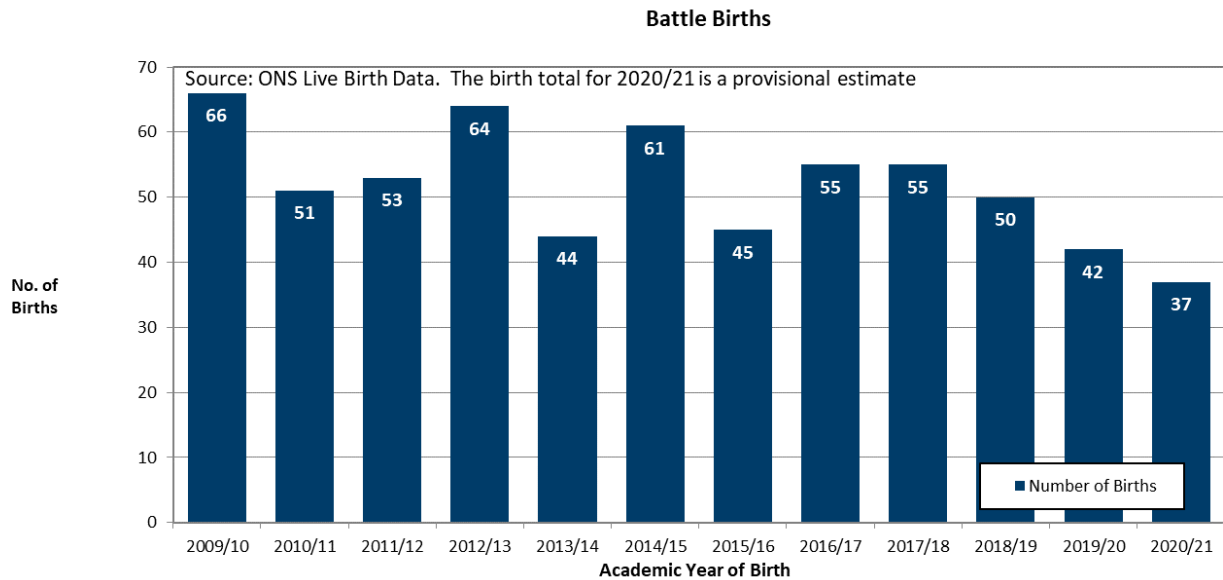
13. Battle

13.1 Schools in Battle

There is 1 primary school in Battle and 1 secondary school.

13.2 Births in Battle

Births in the area have been declining in recent years, falling as low as 42 in 2019/20.



13.3 Housing plans in Battle

As at January 2022 Rother District Council planned for approximately 500 new dwellings in the town over the local plan period to 2027/28, nearly 500 of which remain to be built between 2022/23 and the end of the local plan period.

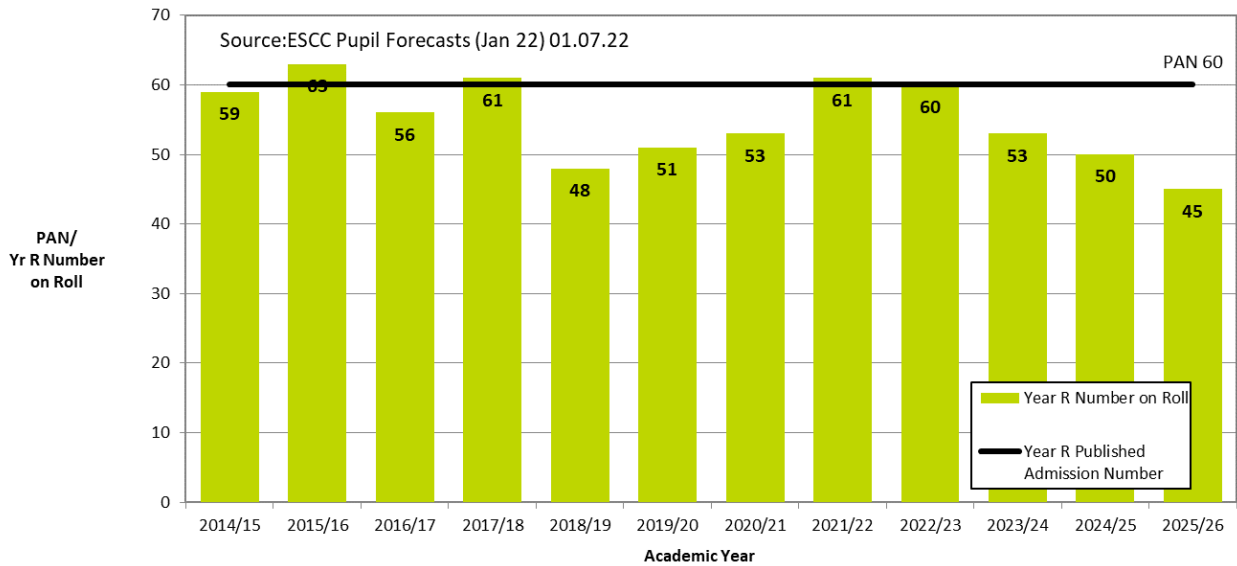
13.4 Primary places in Battle

Despite 500 new homes being planned in the period to 2027/28, Battle and Langton CE Primary School is forecast to remain within its PAN of 60 for the foreseeable future.

The school takes significant numbers of children from Hastings (chapter 6). Some Battle area children occupy places at Netherfield CE Primary School and Sedlescombe CE Primary School in rural Rother (chapter 15).

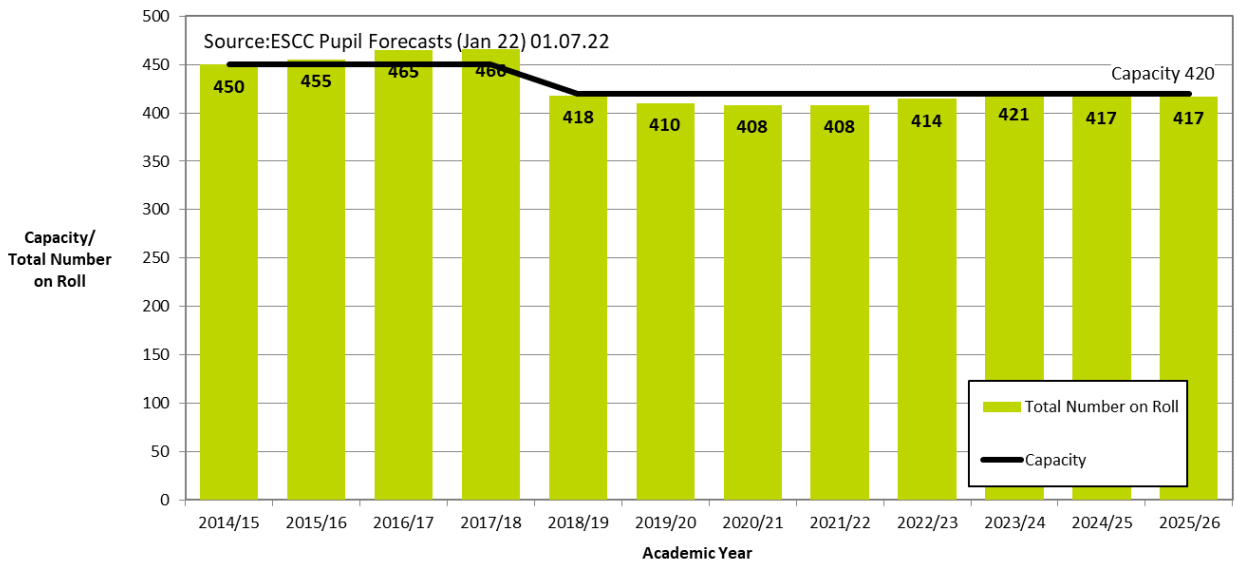
Any future increases in local demand should be able to be offset by the school admission system restricting inflows of children from other areas, notably Hastings, where necessary.

Battle Primary Year R Numbers



Overall numbers at Battle and Langton CE Primary School are forecast to remain fairly static during the plan period, with little, if any, spare capacity.

Battle Total Primary Numbers



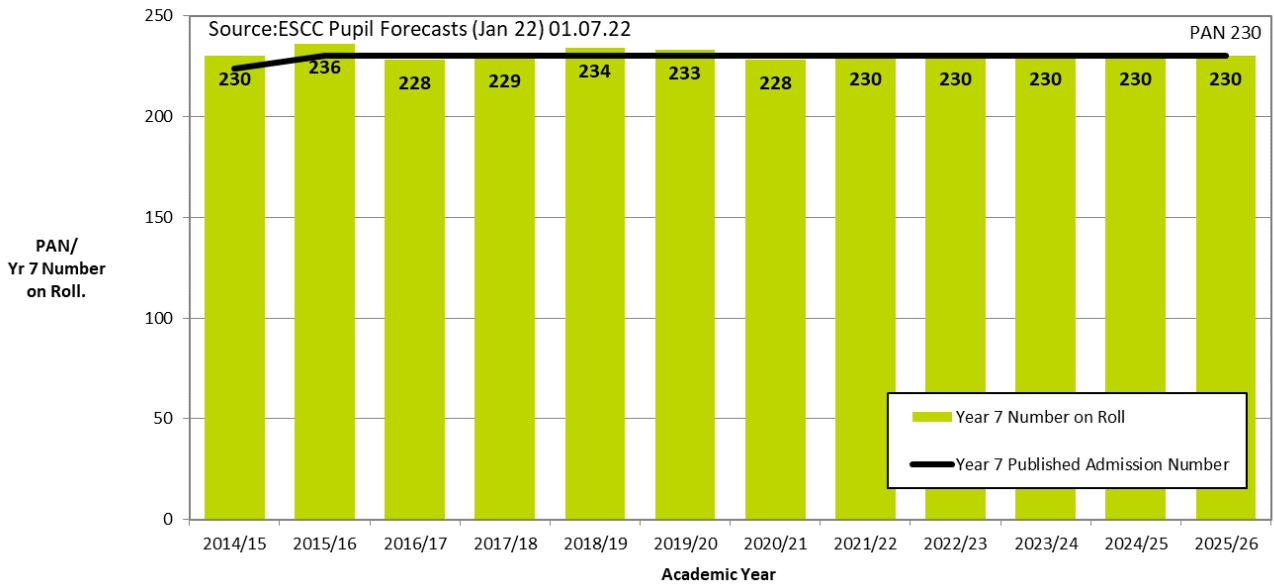
No action is required at this stage to increase or reduce the number of places in the area.

13.5 Secondary places in Battle

Claverham Community College is forecast to continue to fill to its PAN of 230 each year.

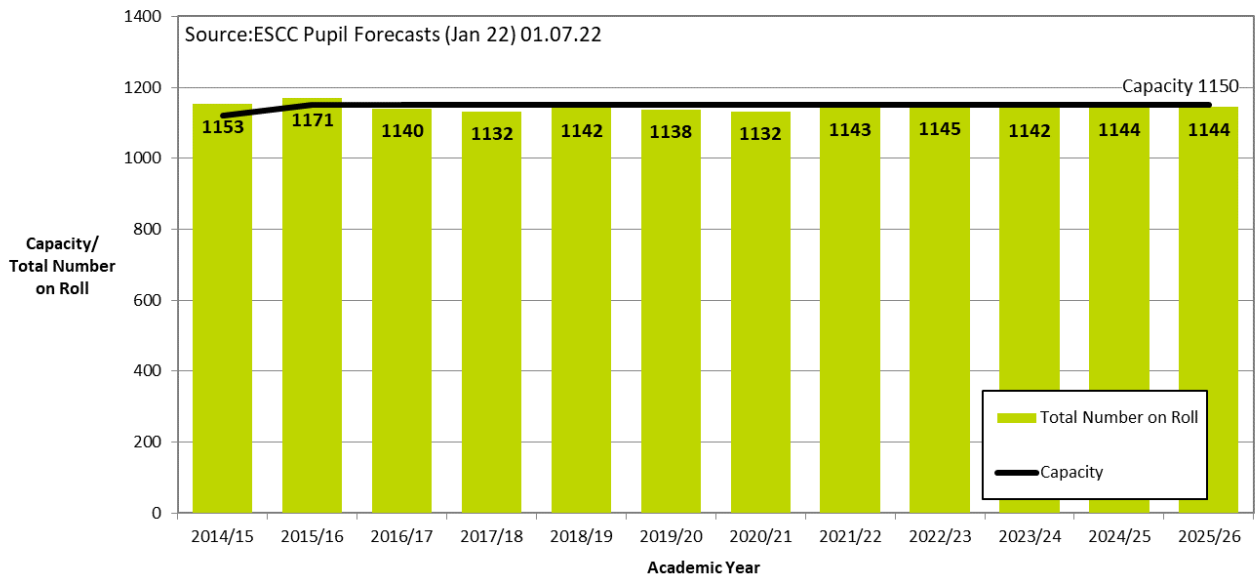
The school takes significant numbers of children from Hastings (chapter 6) and Bexhill (chapter 12). There are outflows of children from Battle to Robertsbridge Community College (chapter 15).

Battle Secondary Year 7 Numbers



The school has sufficient capacity to meet in-area demand. Provided it continues to be popular with out of area children, notably from Hastings, it is likely to continue to be full in most years.

Battle Total Secondary Numbers



No action is required at this stage to increase or reduce the number of places in the area.

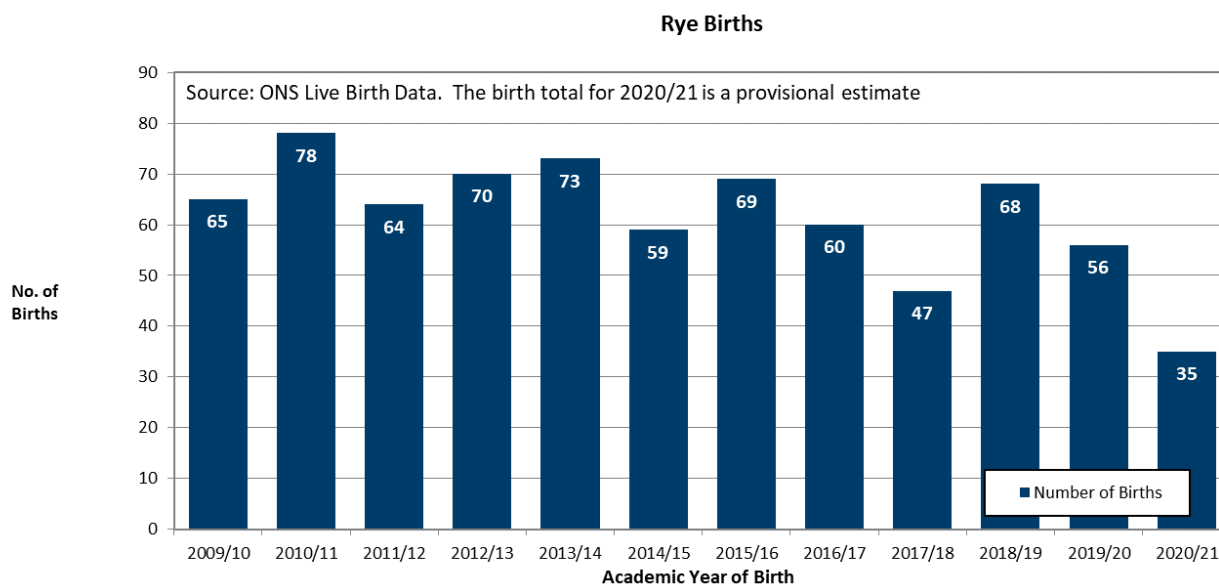
14. Rye

14.1 Schools in Rye

There is 1 primary school in Rye which includes nursery provision, and 1 secondary school.

14.2 Births in Rye

Births in Rye tend to fluctuate from year to year although the general trend is downward with the provisional figure for 2020/21 being particularly low.



14.3 Housing plans in Rye

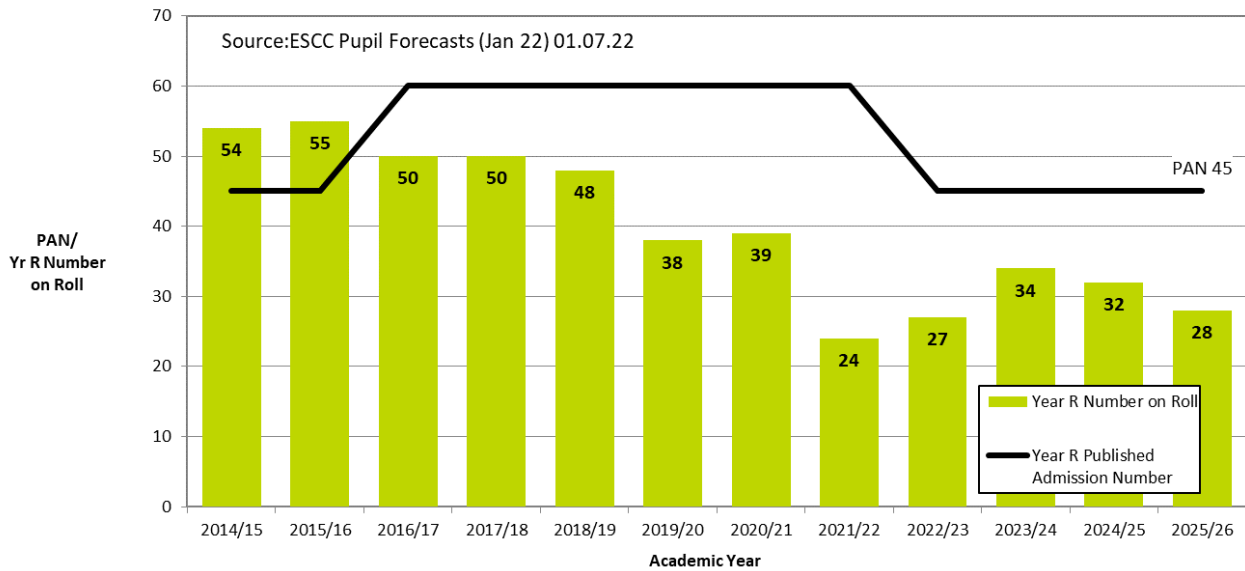
As at January 2022 Rother District Council planned for approximately 400 new dwellings in the town over the local plan period to 2027/28, of which an estimated 200 remain to be built between 2022/23 and the end of the local plan period.

14.4 Primary places in Rye

Lower births in the area have resulted in intakes well below Rye Community Primary School's PAN. There were 24 reception (Year R) children on roll in 2021/22 against a PAN of 60. Similar numbers are expected in 2022/23. Intakes of under 40 are likely for the foreseeable future.

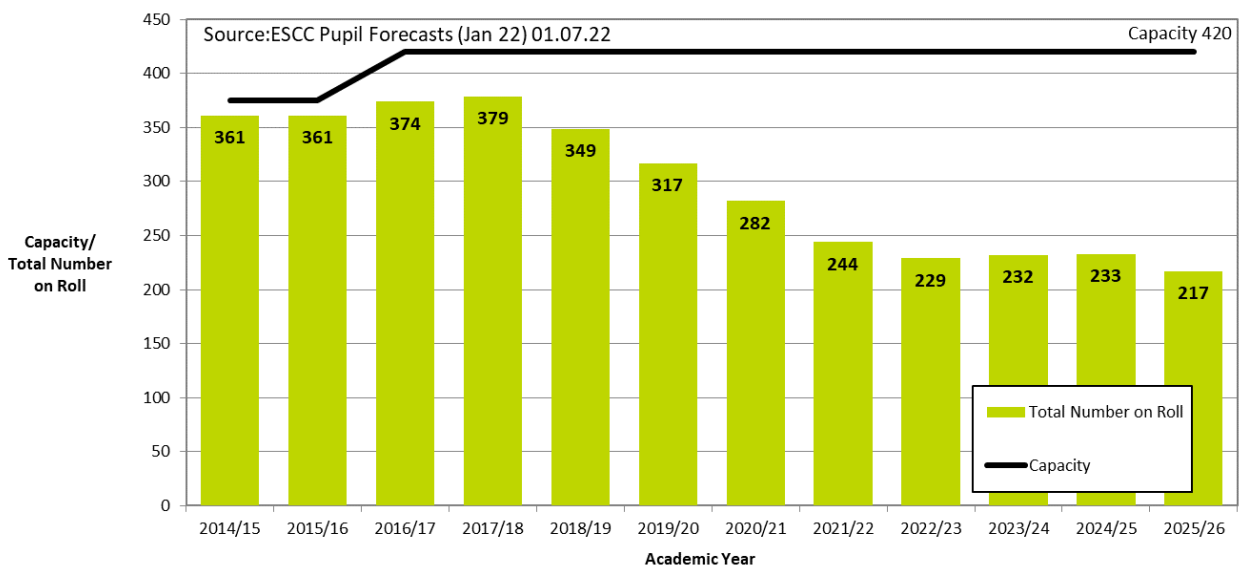
There is movement out of Rye to schools in the surrounding rural Rother area (chapter 15): St Thomas' CE Primary School in Winchelsea, Peasmarsch CE Primary School and St Michael's CE Primary School in Playden. If pupil numbers at Rye Community Primary School begin to recover in the coming years, this could impact on numbers at some of the surrounding schools, all of which rely on families living in Rye choosing them.

Rye Primary Year R Numbers



If intake numbers turn out to be as low as forecast, by 2025/26 surplus places at the school could be close to 50% of capacity.

Rye Total Primary Numbers



Reflecting the lower demand for places at Rye Community Primary School, Aquinas Academy Trust took the decision to reduce the school’s PAN from 60 to 45 with effect from the 2022/23 academic year. Accommodation will not be removed and can be brought back into use if pupil numbers start to rise again.

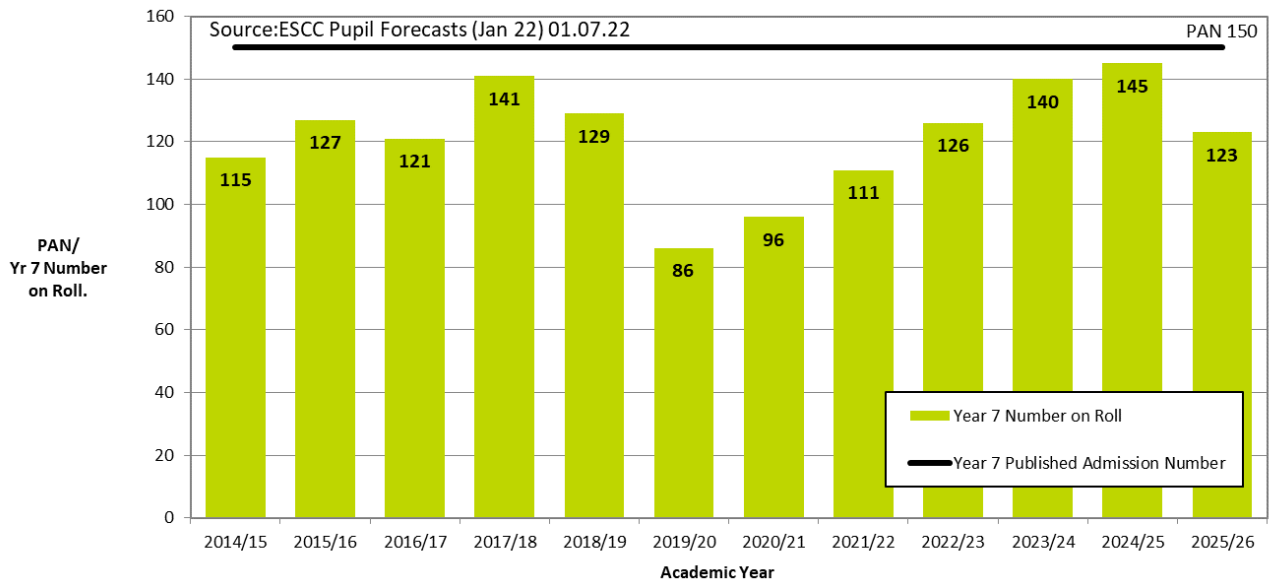
14.5 Secondary places in Rye

Rye College traditionally has in-area numbers well below its PAN and has relied on attracting children from out of area and joint admissions areas with other schools.

The school experienced a very sharp downturn in Year 7 intakes in 2019/20 and 2020/21, with lower numbers of children coming in from Hastings (chapter 6) and Kent, and much larger outflows to Homewood School in Kent.

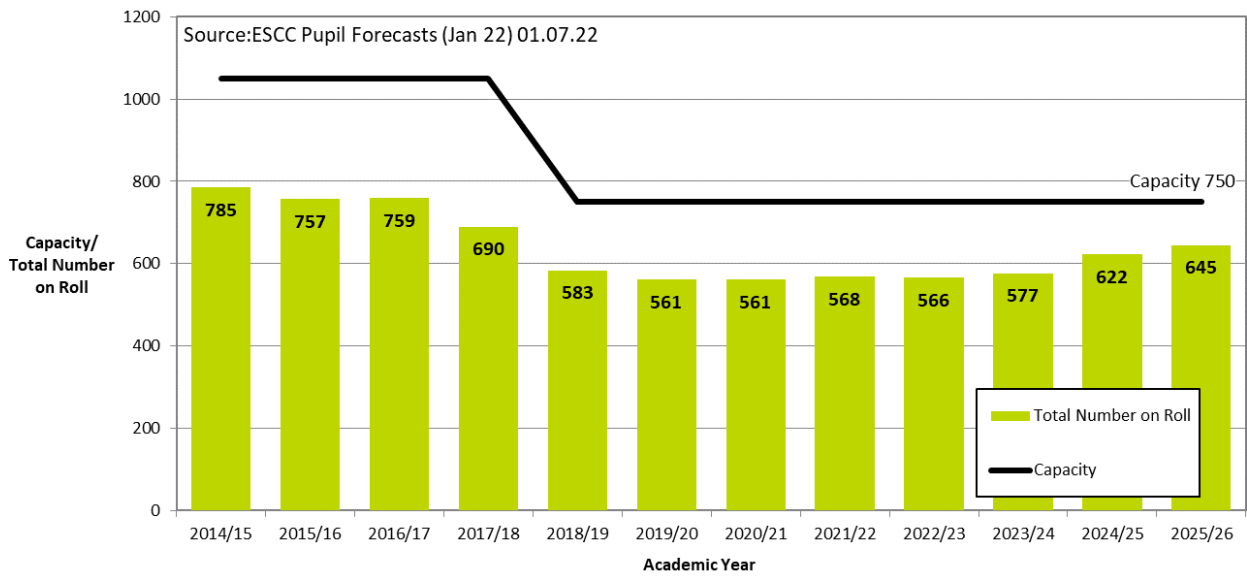
Intake numbers picked up in 2021/22 and are forecast to be over 120 for 2022/23. A reduction in PAN at Homewood School, coupled with the knock-on impact of the closure of High Weald Academy in Kent, may help to boost numbers at Rye College further in coming years.

Rye Secondary Year 7 Numbers



With higher Year 7 intakes forecast, the level of surplus places at Rye College should stabilise and then begin to fall, from 24% in 2021/22 to 14% by the end of the plan period.

Rye Total Secondary Numbers



No action is required at this stage to increase or reduce the number of places in the area.

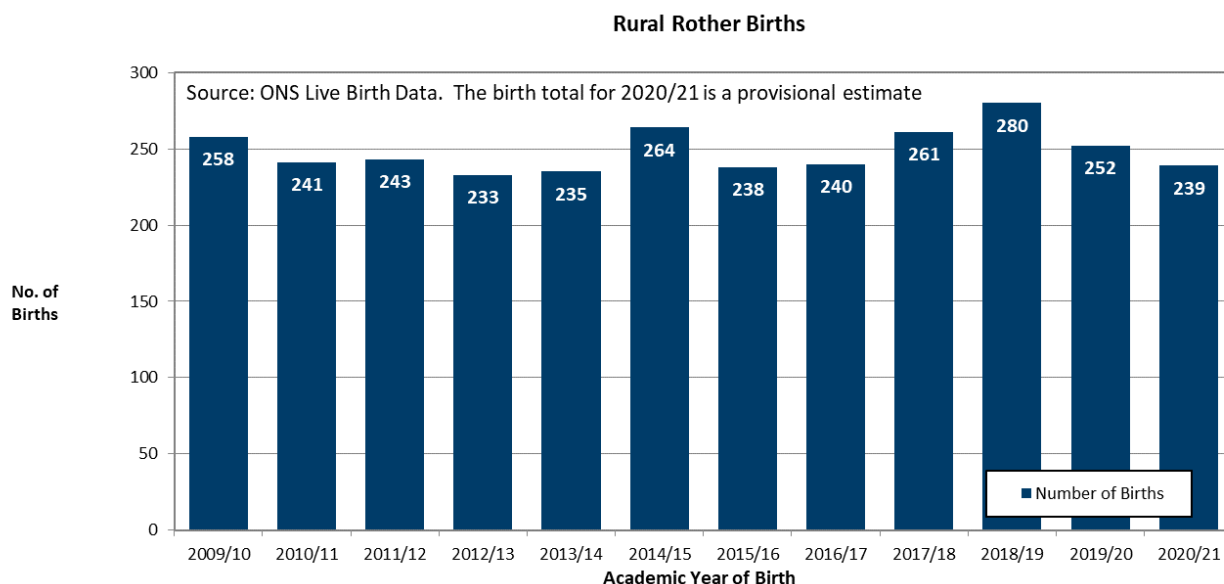
15. Rural Rother

15.1 Schools in rural Rother

There are 22 primary schools in Rural Rother and 1 secondary school. 4 primary schools have nursery provision.

15.2 Births in rural Rother

Following a rise in births in 2018/19, numbers in 2019/20 fell back to levels more normally seen in rural Rother.



15.3 Housing plans in rural Rother

As at January 2022 Rother District Council planned for approximately 1,900 new dwellings over the local plan period to 2027/28, of which an estimated 1,000 remain to be built between 2022/23 and the end of the local plan period. Approximately 200 of these are in Robertsbridge and 100 in Westfield Parish.

15.4 Primary places in rural Rother

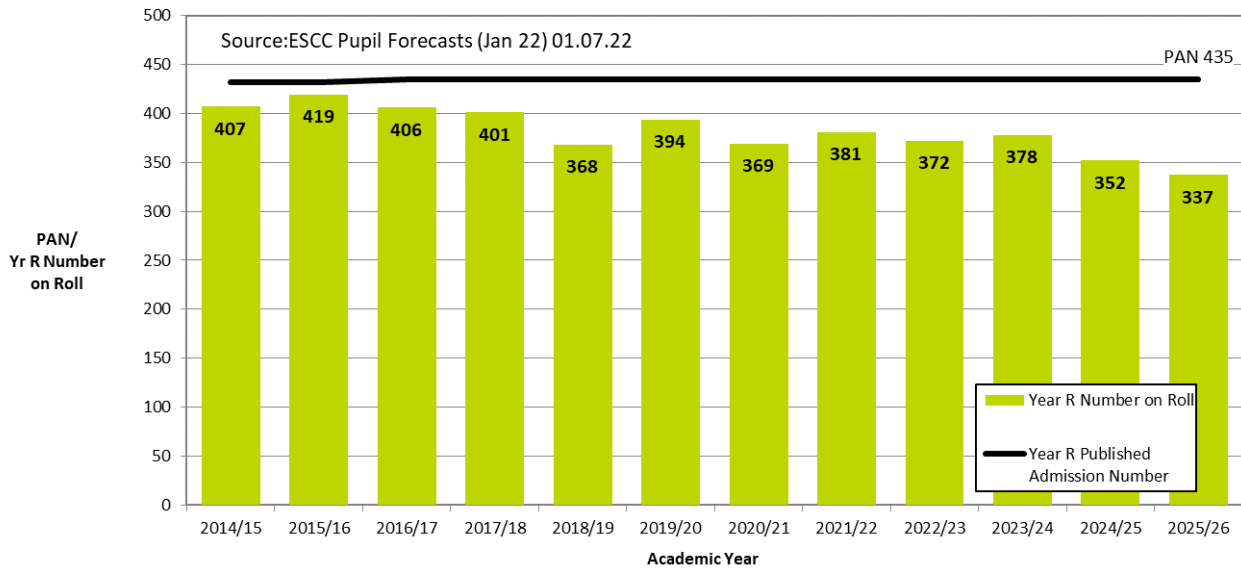
The 435 reception (Year R) places in primary schools across rural Rother are forecast to be sufficient to meet demand for the foreseeable future.

However, the picture will vary between individual school areas. Intake numbers in rural schools can fluctuate significantly from year to year, since the size of the cohorts of children living in small geographical areas sometimes differs markedly from one age group to the next. Normally schools can organise to accommodate any temporary bulges.

The following primary schools in rural Rother take significant numbers of children from Hastings (chapter 6): Crowhurst CE Primary School, Guestling Bradshaw CE Primary School, Icklesham CE Primary School, Netherfield CE Primary School, Sedlescombe CE Primary School, and Westfield School. Catsfield CE Primary School takes a significant number of children from Bexhill (chapter 12).

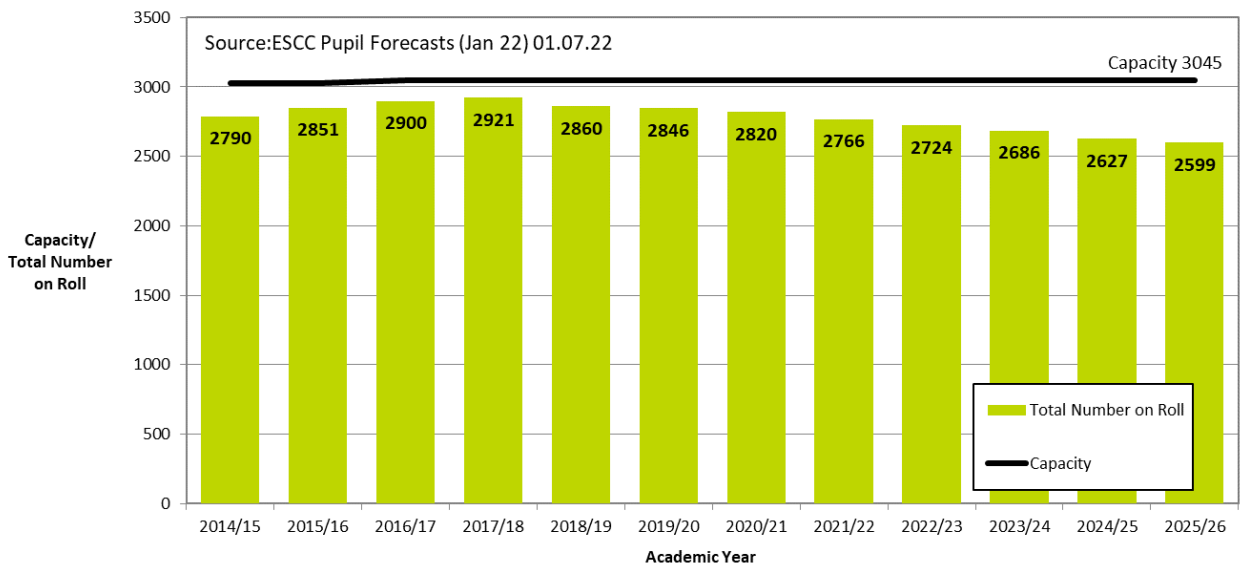
Falling outflows from Hastings, because of lower numbers there, may result in some surrounding schools not filling as they normally do.

Rural Rother Primary Year R Numbers



Overall, surplus places in rural Rother schools are forecast to increase from 9% in 2021/22 to 15% in 2025/26. One school in the area has more than 25% surplus places.

Rural Rother Total Primary Numbers



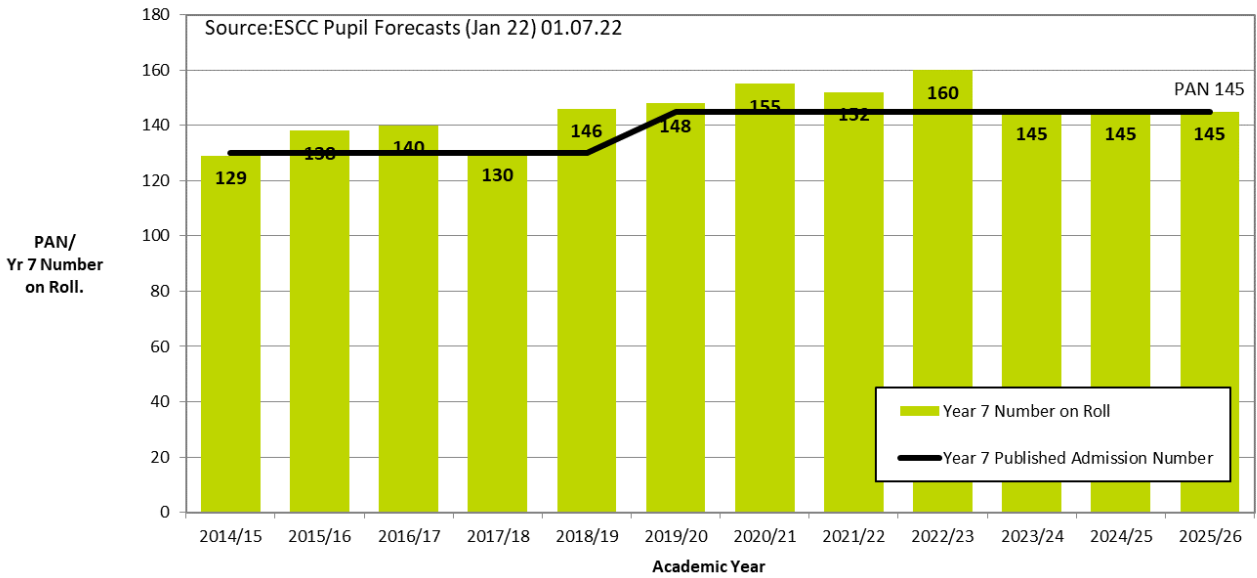
The local authority will continue to monitor the situation in the town and surrounding areas and will work with schools and academy trusts to bring forward proposals to reduce the level of surplus places where appropriate.

15.5 Secondary places in Rural Rother (Robertsbridge Community College)

Robertsbridge Community College takes significant numbers of children from Hastings (chapter 6). There are usually net inflows of children from Battle area (chapter 13) to the school and net outflows to Uplands Academy (chapter 22).

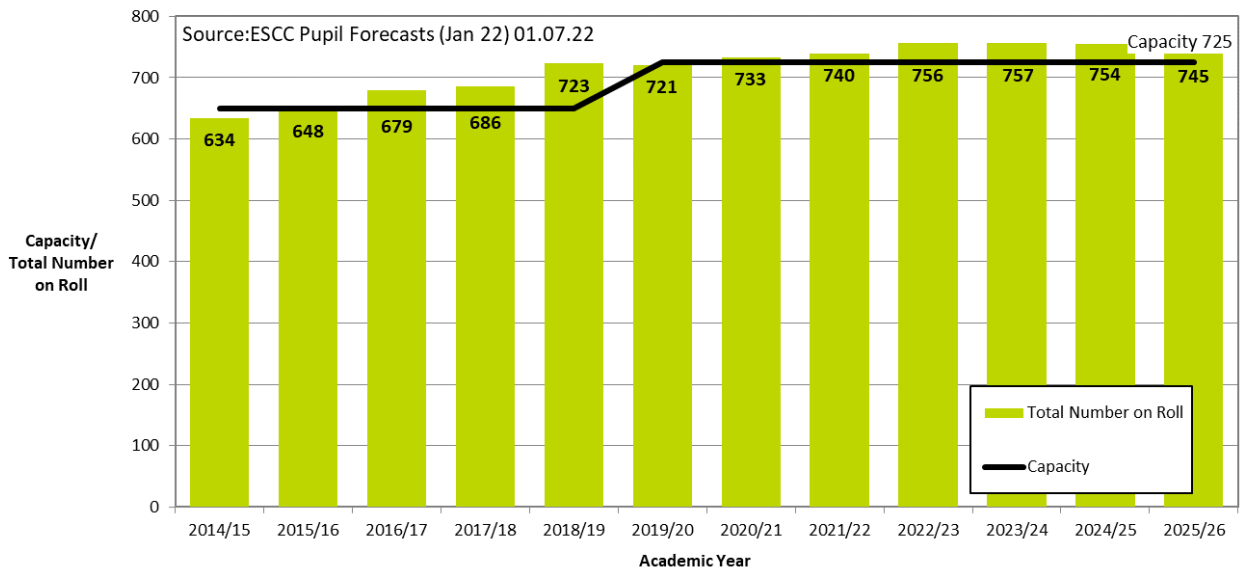
The school is forecast to continue to fill to its PAN of 145 each year. In 2022/23 the school agreed to go over PAN to meet demand from other areas, notably Hastings, and alleviate pressures there.

Robertsbridge Community College Secondary Year 7 Numbers



The school has sufficient capacity to meet in-area demand. Provided it continues to be popular with out of area children, notably from Hastings, it is likely to continue to be full in most years.

Robertsbridge Community College Total Secondary Numbers



No action is required at this stage to increase or reduce the number of places in the area.

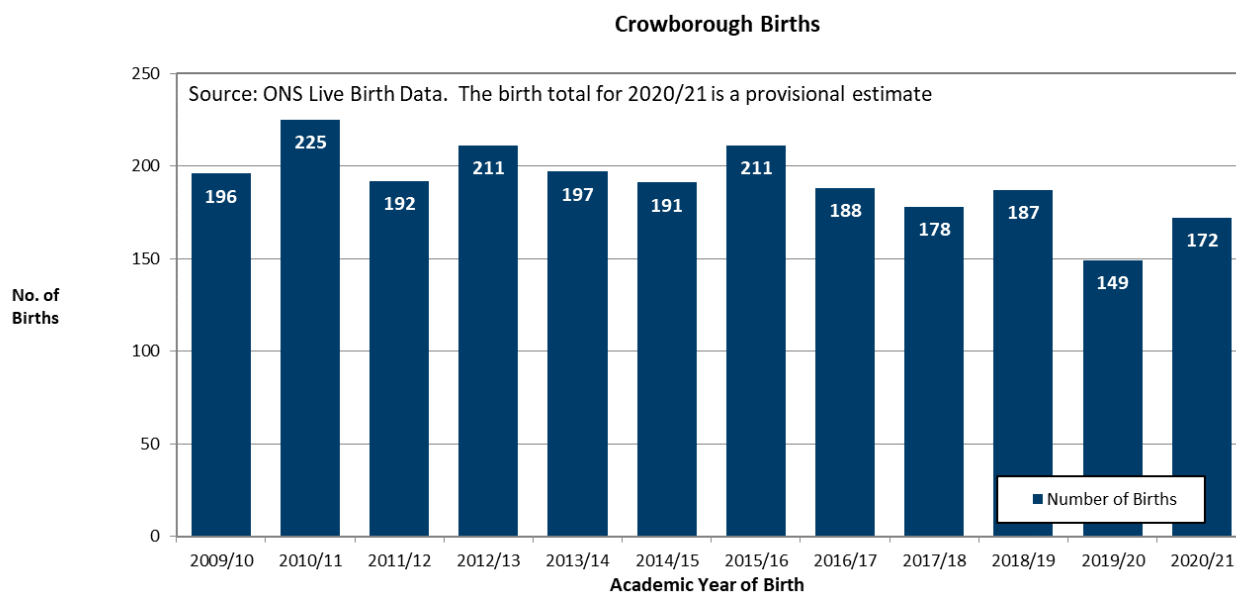
16. Crowborough

16.1 Schools in Crowborough

There are 5 primary schools in Crowborough and 1 secondary school. 1 primary school has nursery provision. The secondary school has a sixth form.

16.2 Births in Crowborough

Births in Crowborough have fallen in recent years, with 2019/20 being particularly low at 149.



16.3 Housing plans in Crowborough

Wealden District Council is in the process of developing a new Local Plan. This will lead to a period of uncertainty while the district council reviews its position and begins to form an opinion on the likely quantum and location of future housing development it must plan for in the district. What is almost certain is that this will lead to a greater number of new homes being built in the district in future years. What is less certain at this stage is how much more and where in the district this might happen. Therefore, future projections for school planning areas in Wealden may change, particularly forecasts beyond the immediate School Organisation Plan timescale to 2025/26, as it is levels of housing development in the medium to longer term that are most uncertain. Future versions of the School Organisation Plan will provide more clarity on these issues.

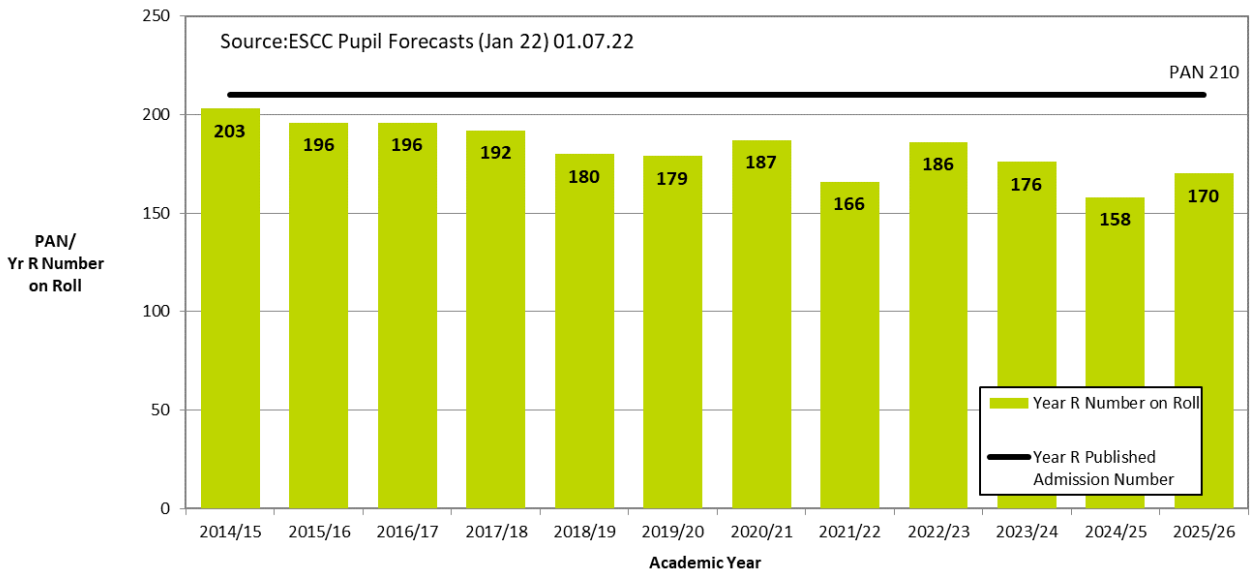
16.4 Primary places in Crowborough

Based on birth and GP registration data, for the foreseeable future, reception (Year R) numbers in Crowborough are likely to fall well below the PAN of 210.

Several children from Crowborough attend schools in the surrounding area, most notably Rotherfield Primary School and High Hurstwood CE Primary School (chapter 22).

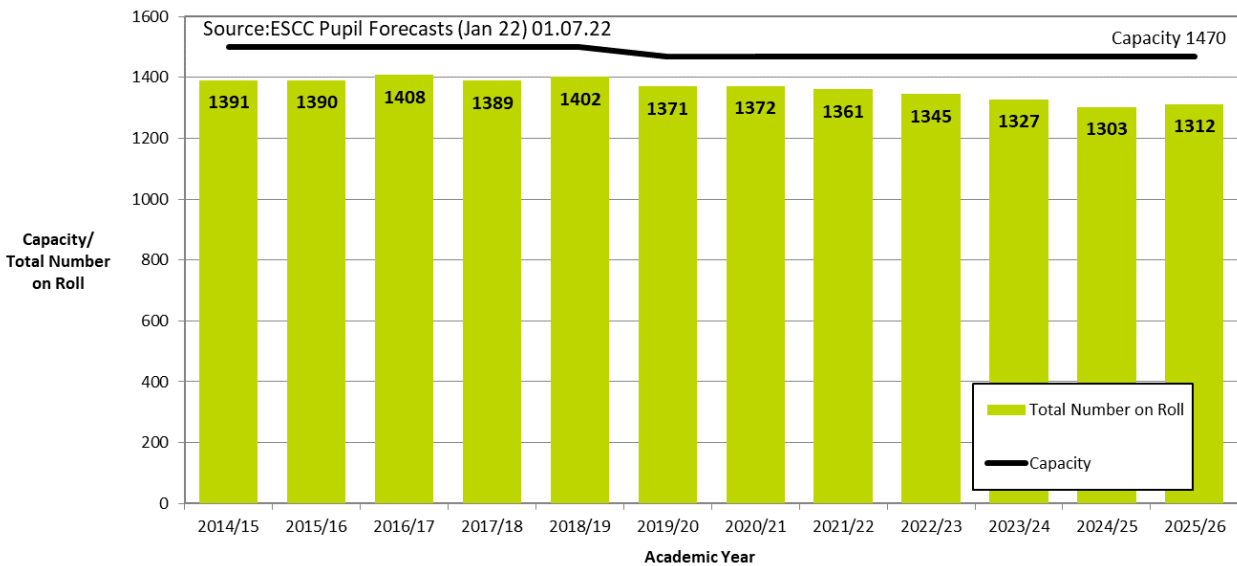
Longer term Year R numbers could be impacted by the new strategic housing plans that Wealden District Council publishes.

Crowborough Primary Year R Numbers



In 2021/22 there were 7% surplus places in Crowborough. This figure is forecast to rise to 11% by 2025/26. One school in the area has 25% surplus places.

Crowborough Total Primary Numbers



No action is required at this stage, but the local authority will continue to monitor the increasing number of surplus places in the area.

16.5 Secondary places in Crowborough

Beacon Academy takes significant numbers of children from Kent. Conversely, significant numbers of children from the school’s area obtain places at Kent Grammar schools.

Many children from the village of Forest Row, in the joint admissions area for Beacon Academy and Chailey School (chapter 11), traditionally receive offers of places at Sackville School and Imberhorne School in East Grinstead, West Sussex. Rising pressure for places at those schools and/or numbers of children coming through Year 6 at Forest Row CE Primary could mean more applicants requiring a place at Beacon Academy or at Chailey School. However, numbers coming through Forest Row CE Primary are declining, with most of the cohorts leaving Year 6 in future predicted to be under 30.

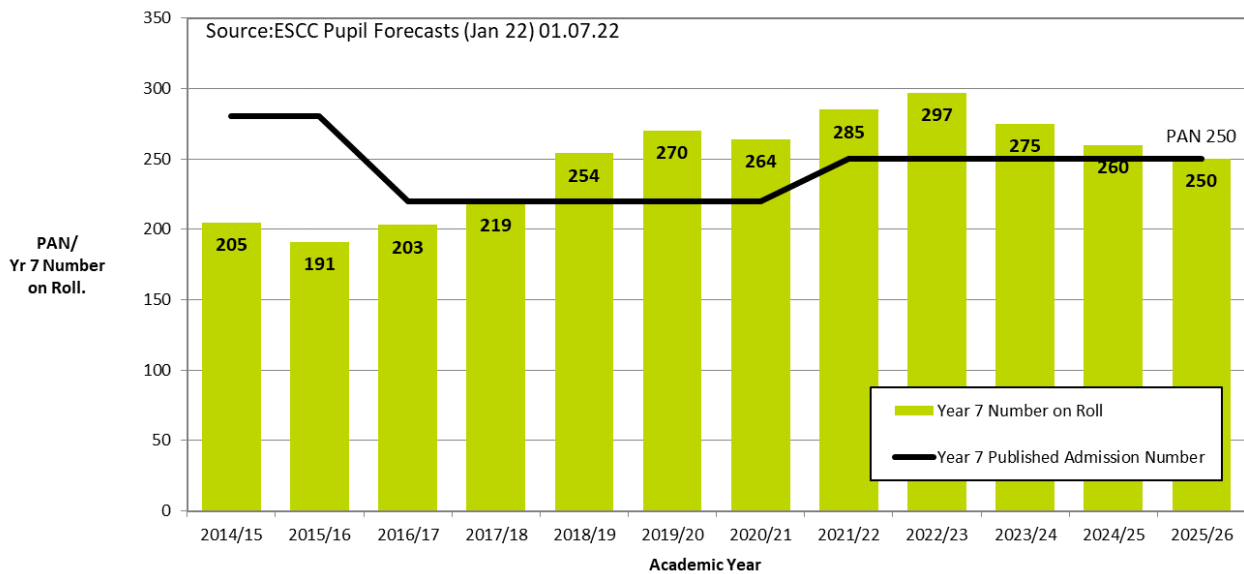
Beacon Academy increased its PAN to 250 in 2021/22. Even so, Year 7 numbers continue to exceed the PAN and the intake for 2022/23 was just under 300.

The school's changes to its admissions policy in 2023/24 will give priority only to siblings of children at the school who live 'in-area' rather than all siblings, as is the case at present. This may limit the numbers the school has to accommodate to some extent. However, there will continue to be high numbers of children coming through primary schools in Beacon's admissions area in several of the coming years.

In some recent years, even when having numbers over PAN, the school has also ended up admitting additional late in-area applicants or applicants who were successful on appeal. This is largely owing to all surrounding schools being full too, leaving the school admissions system with no viable alternative option for accommodating this additional demand.

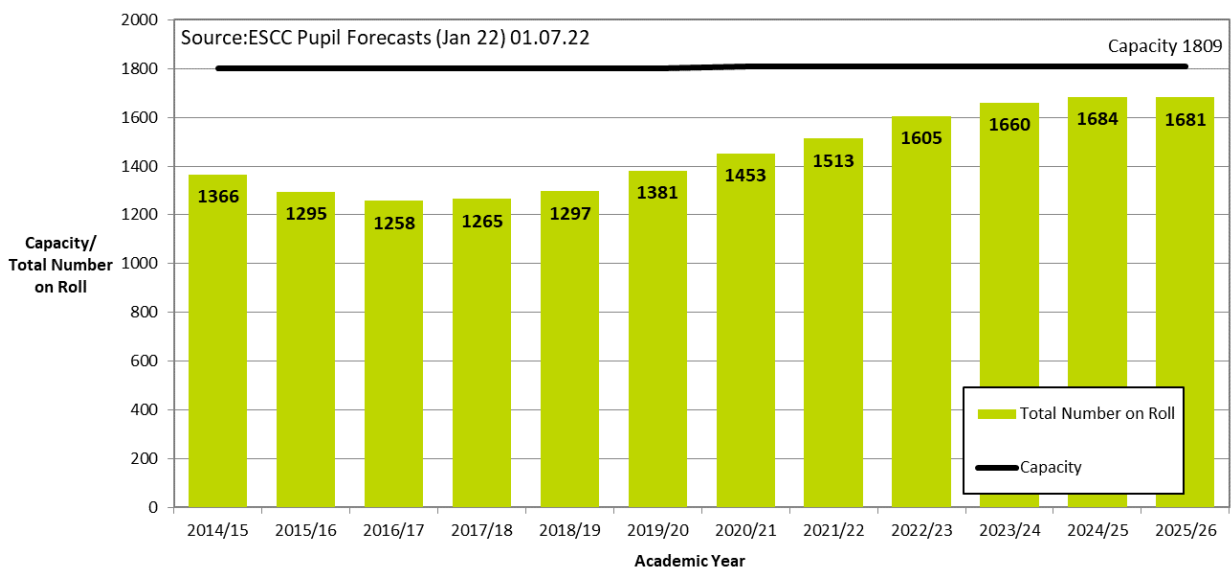
Longer term, Year 7 numbers could be impacted by the new strategic housing plans that Wealden District Council publishes.

Crowborough Secondary Year 7 Numbers



Overall pupil numbers at Beacon Academy are forecast to grow by 8% between 2021/22 and 2025/26, with surplus places reducing accordingly (from 17% of capacity to 10%).

Crowborough Total Secondary Numbers



The local authority will continue to work with Beacon Academy to ensure it can accommodate all in-area children requiring a place at the school.

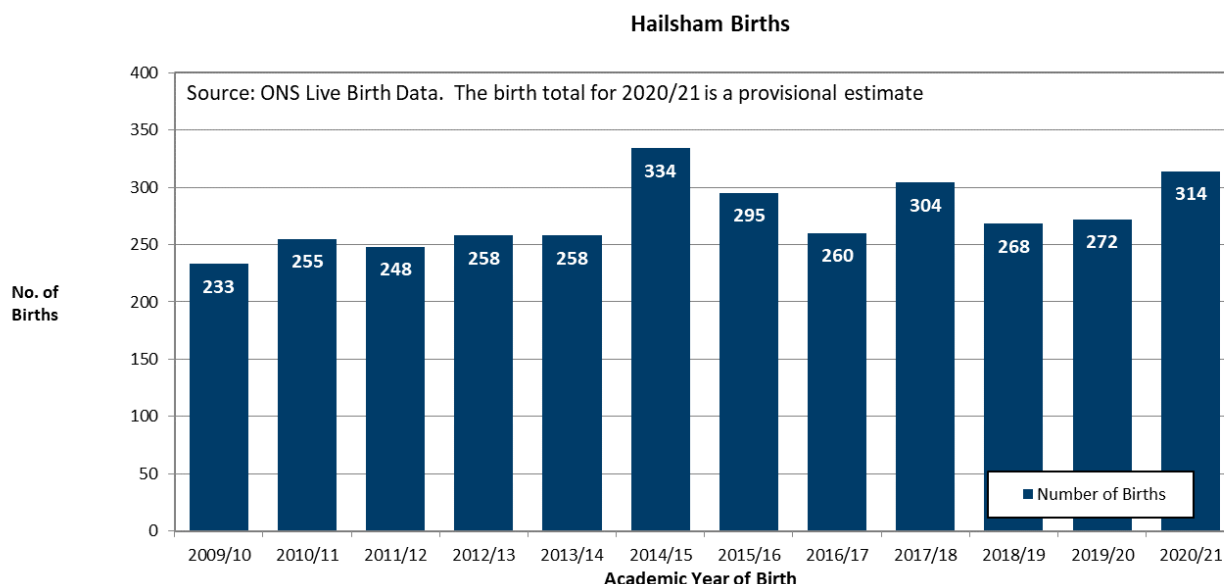
17. Hailsham

17.1 Schools in Hailsham

There are 6 primary schools in Hailsham and 1 all through school (primary, secondary and sixth form). 3 schools have nursery provision.

17.2 Births in Hailsham

Although fluctuating year-on-year, births in Hailsham have generally been higher in recent years, reflecting the significant number of new homes that have been built in the town.



17.3 Housing plans in Hailsham

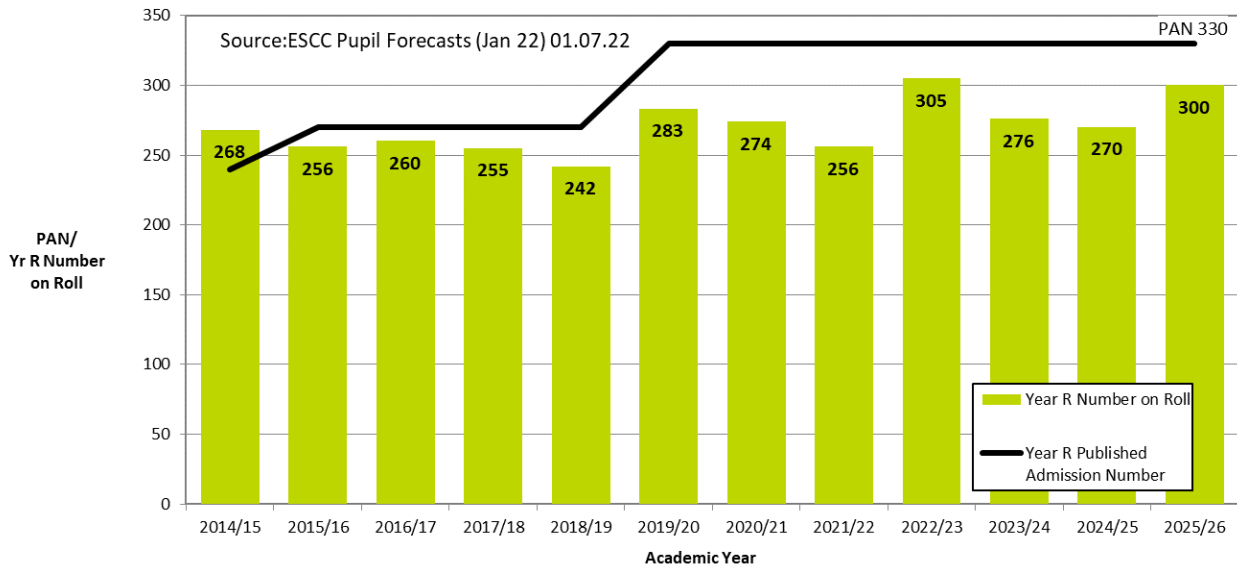
Wealden District Council is in the process of developing a new Local Plan. This will lead to a period of uncertainty while the district council reviews its position and begins to form an opinion on the likely quantum and location of future housing development it must plan for in the district. What is almost certain is that this will lead to a greater number of new homes being built in the district in future years. What is less certain at this stage is how much more and where in the district this might happen. Therefore, future projections for school planning areas in Wealden may change, particularly forecasts beyond the immediate School Organisation Plan timescale to 2025/26, as it is levels of housing development in the medium to longer term that are most uncertain. Future versions of the School Organisation Plan will provide more clarity on these issues.

17.4 Primary places in Hailsham

Around 2200 new homes have been built in Hailsham over the past 10 years, and this has significantly boosted pupil numbers in the town. However, and as referred to above, the current general downward trend in births has partly offset the impact of new housing. Also, high numbers of Hailsham families continue to opt for places in surrounding schools, notably Herstmonceux CE Primary School, Park Mead Primary School, Chiddingly Primary School (chapter 22) and the Heathfield primary schools (chapter 18).

For the above reasons, reception (Year R) intakes in Hailsham have not been as high as originally predicted. However, an intake of just over 300 is forecast for 2022/23 and 2025/26 may see another relatively high intake.

Hailsham Primary Year R Numbers

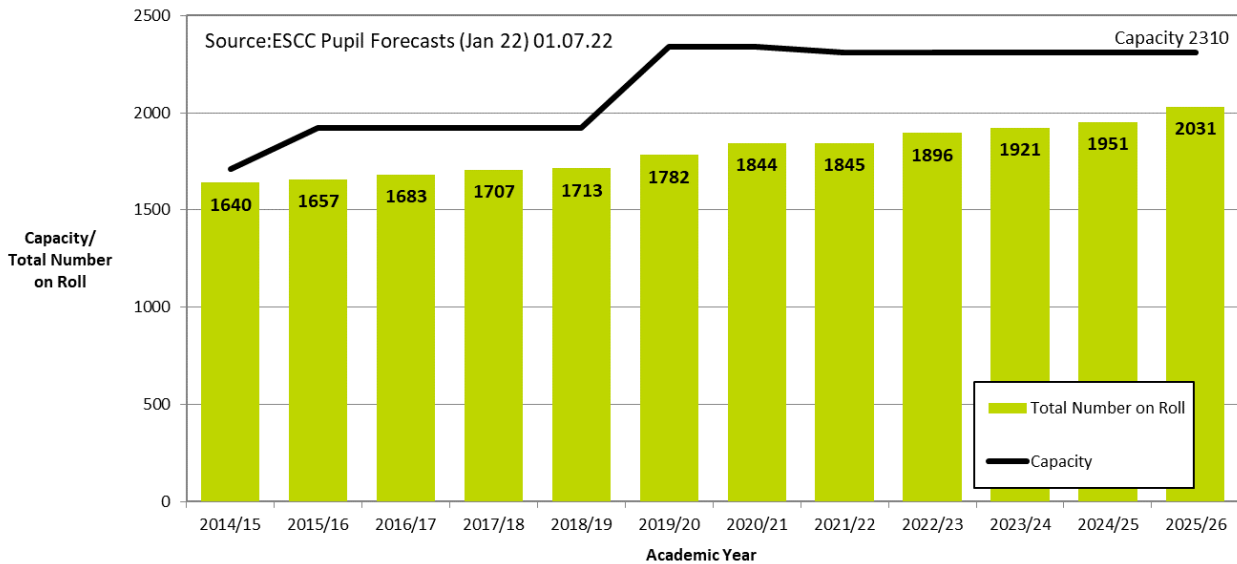


Once the general demographic trend for births turns upward again, we are likely to see a follow-on upward trend in Year R numbers in Hailsham in the second half of the decade with intakes rising toward and possibly exceeding the current PAN of 330.

Longer term Year R numbers could be impacted by the new strategic housing plans that Wealden District Council publishes.

In 2021/22, surplus places in the town stood at 20%. However, this figure is inflated by the primary phase of Hailsham Community College which opened in 2019. The school currently only has 4 year groups (Year R, 1, 2 and 3). It will be 2025/2026 before the school has a cohort in each year group. One school in the area has more than 25% surplus places.

Hailsham Total Primary Numbers



No action is required at this stage to increase or reduce the number of places in the area.

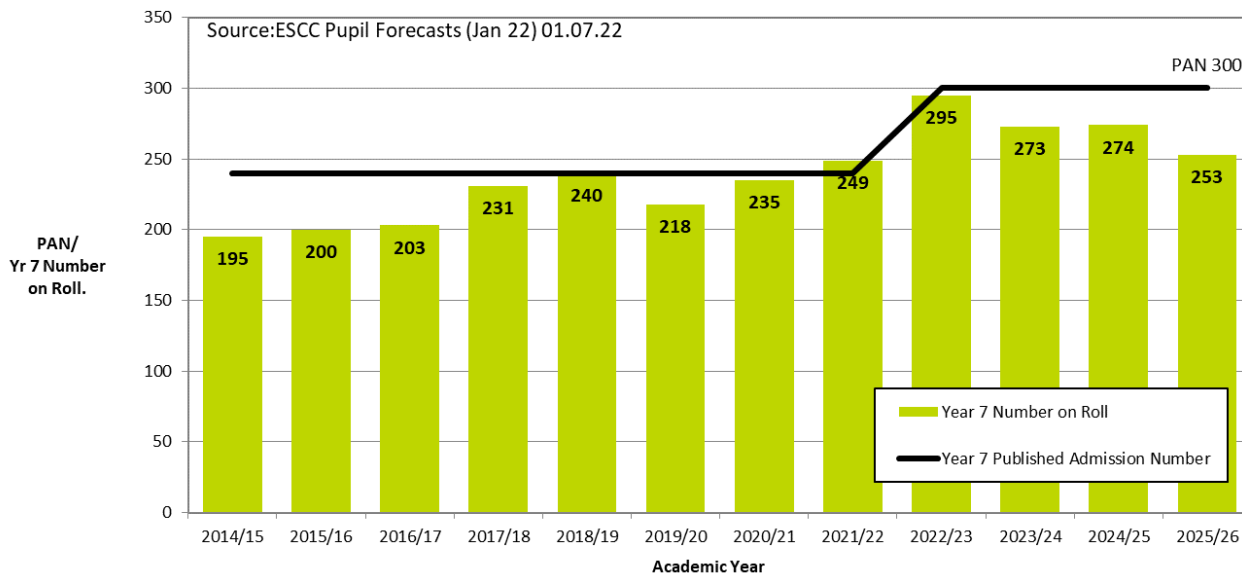
17.5 Secondary places in Hailsham

As a result of rising numbers coming through primary schools and additional children generated by the substantial volume of new housing being built in the town, Hailsham Community College is likely to experience higher Year 7 intakes. The school is forecast to be close to its new PAN of 300 in 2022/23.

A substantial number of children from the Hailsham Community College area take up places at surrounding schools, notably Heathfield Community College, Kings Academy Ringmer (chapter 11), Willingdon Community School (chapter 19) and schools in Eastbourne (chapter 5).

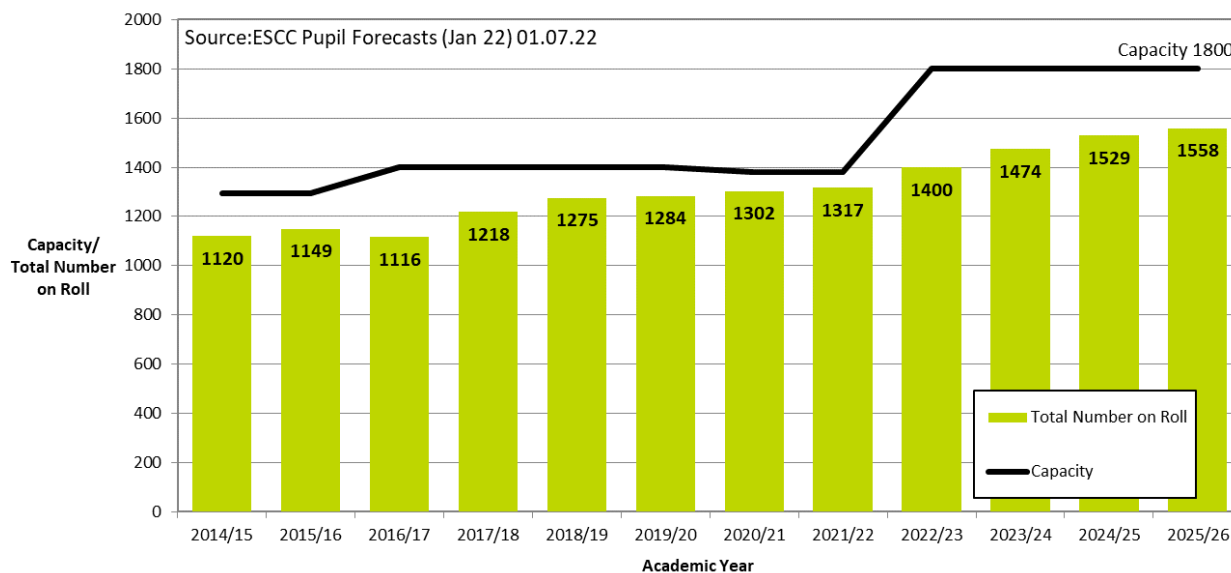
Longer term Year 7 numbers could be impacted by the new strategic housing plans that Wealden District Council publishes.

Hailsham Secondary Year 7 Numbers



Overall pupil numbers at Hailsham Community College are forecast to grow by 18% between 2021/22 and 2025/26.

Hailsham Total Secondary Numbers



In response to the rising demand for places, the local authority recently completed a project to enlarge Hailsham Community College by 420 places with effect from the 2022/23 academic year. As a result, the school's PAN has increased from 240 to 300 and its capacity has grown to 1800.

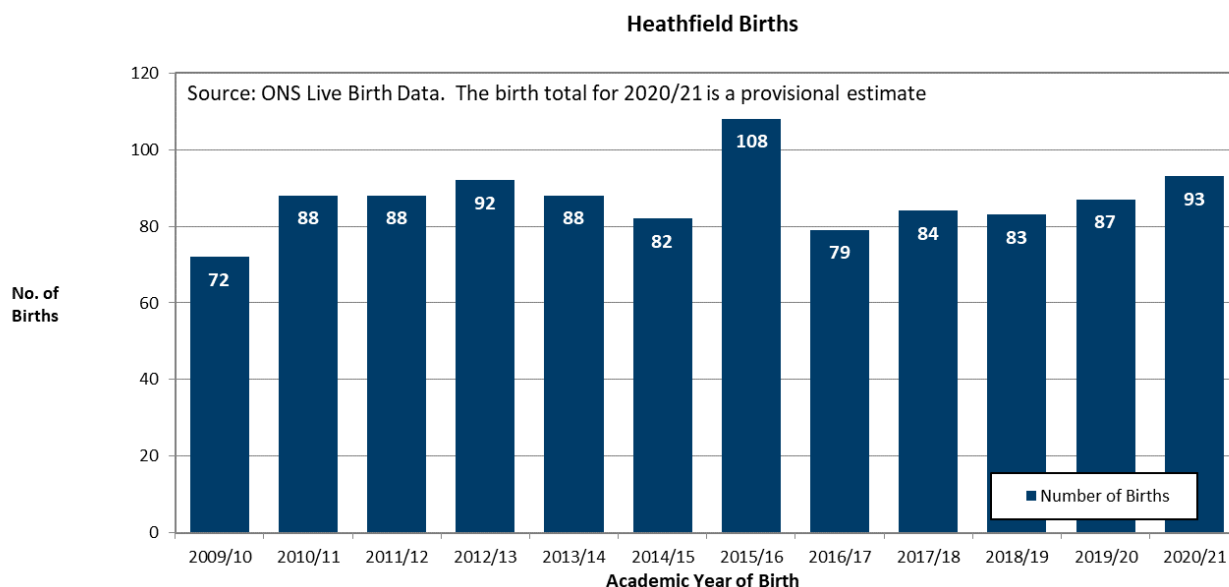
18. Heathfield

18.1 Schools in Heathfield

There are 3 primary schools in Heathfield and 1 secondary school. 1 primary school has nursery provision. The secondary school has a sixth form.

18.2 Births in Heathfield

In recent years, births in Heathfield have largely been consistent with levels normally seen in the area.



18.3 Housing plans in Heathfield

Wealden District Council is in the process of developing a new Local Plan. This will lead to a period of uncertainty while the district council reviews its position and begins to form an opinion on the likely quantum and location of future housing development it must plan for in the district. What is almost certain is that this will lead to a greater number of new homes being built in the district in future years. What is less certain at this stage is how much more and where in the district this might happen. Therefore, future projections for school planning areas in Wealden may change, particularly forecasts beyond the immediate School Organisation Plan timescale to 2025/26, as it is levels of housing development in the medium to longer term that are most uncertain. Future versions of the School Organisation Plan will provide more clarity on these issues.

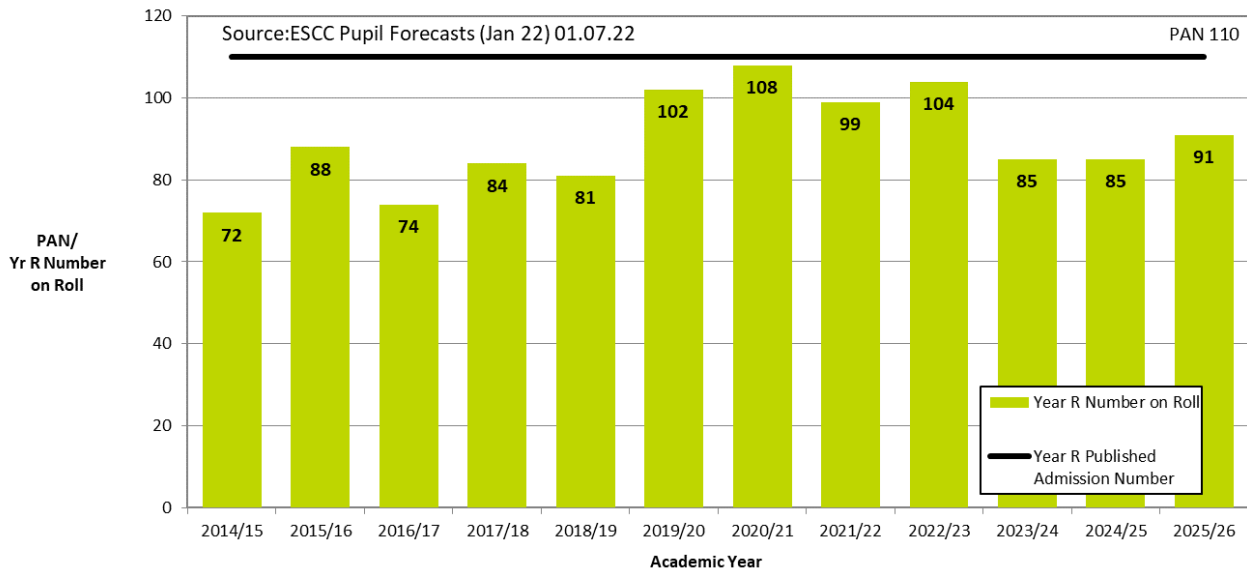
18.4 Primary places in Heathfield

There is movement of children between Heathfield and Maynard's Green Community Primary School and Punnetts Town Community Primary School (both chapter 22). There are also inflows of children from Hailsham (chapter 17).

Reception (Year R) numbers in Heathfield have been boosted by the closure of Broad Oak Community Primary School in 2020, pressures at Maynards Green Community Primary School and recent new housebuilding in the town. Nevertheless, intakes are forecast to remain within the PAN of 110 for the foreseeable future.

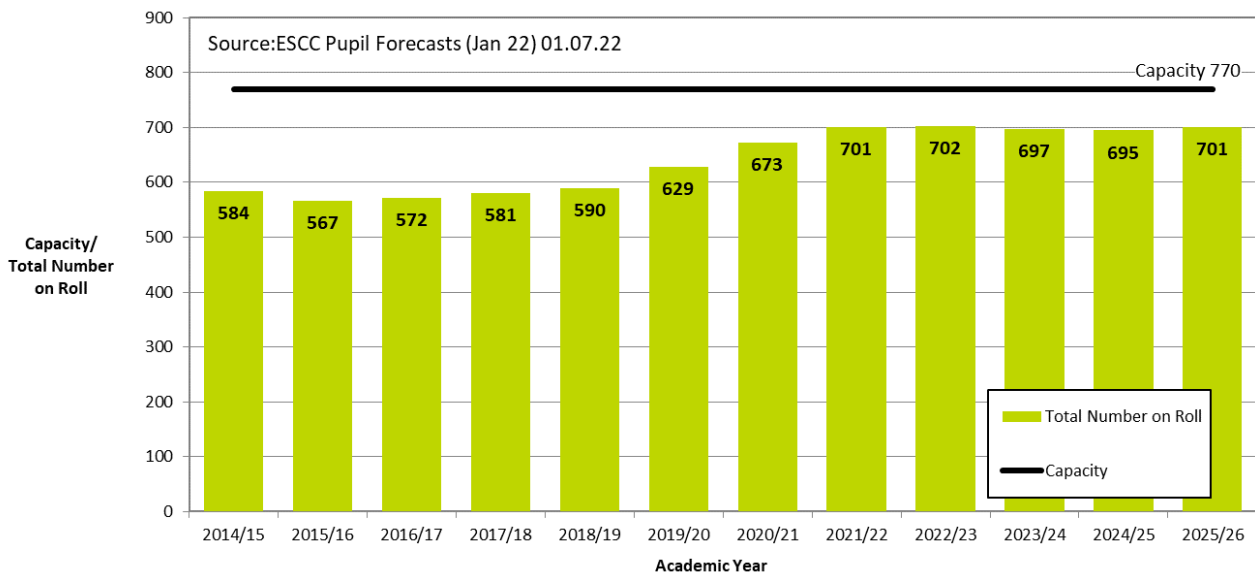
Longer term Year R numbers could be impacted by the new strategic housing plans that Wealden District Council publishes.

Heathfield Primary Year R Numbers



Surplus places in Heathfield are predicted to be between 9% and 10% of capacity for the duration of the plan period.

Heathfield Total Primary Numbers

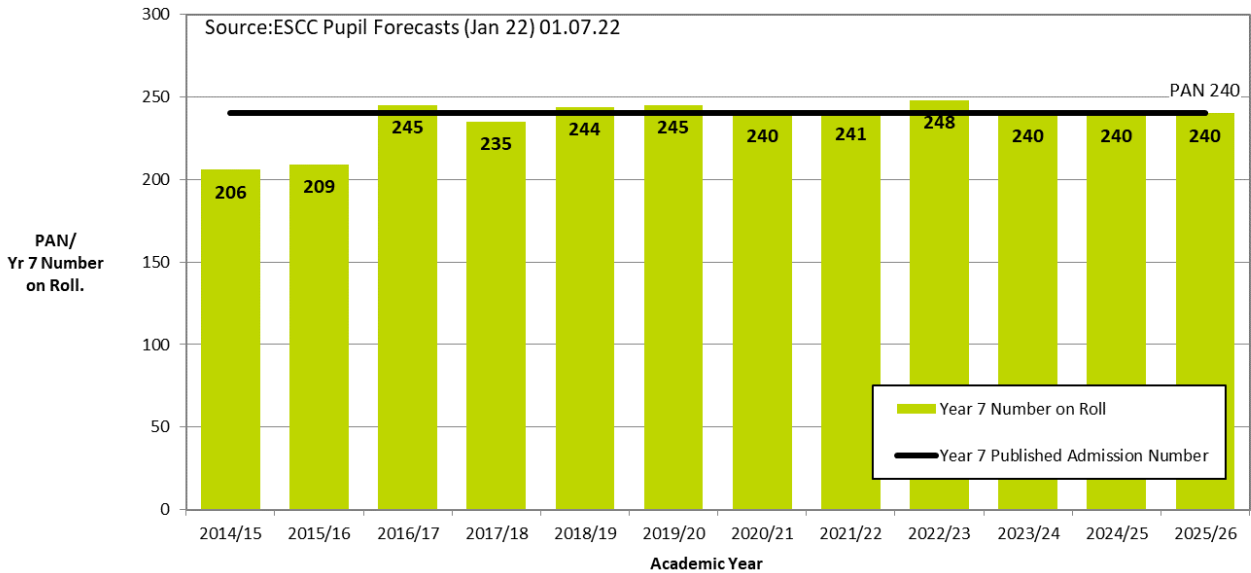


No action is required at this stage to increase or reduce the number of places in the area.

18.5 Secondary places in Heathfield

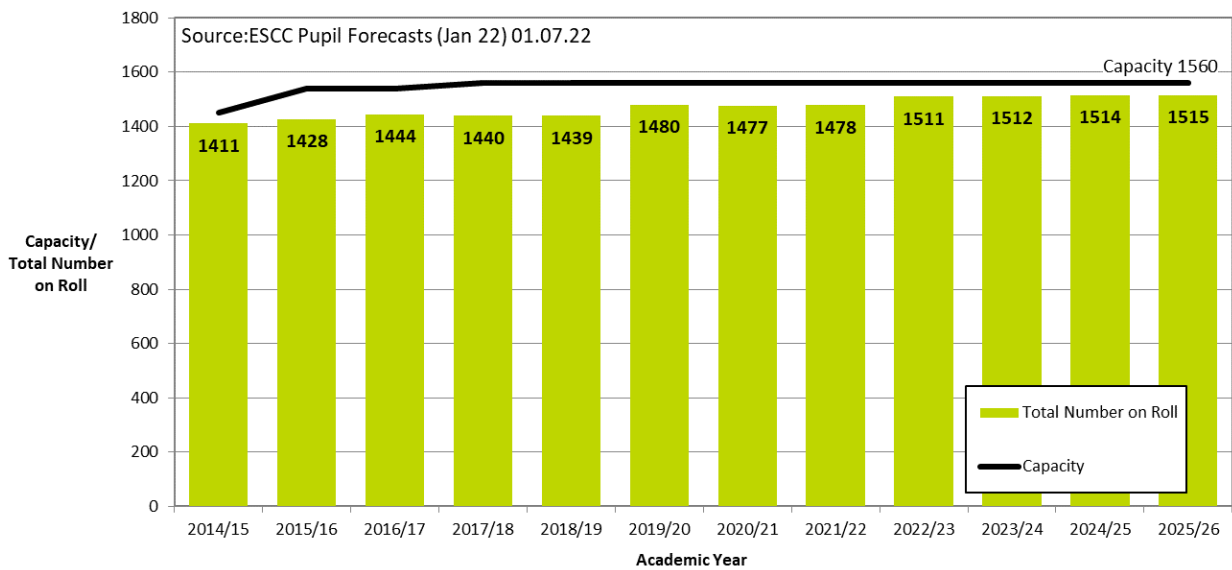
With inflows of children from surrounding areas, it is forecast that for the foreseeable future Heathfield Community College will continue to fill to its PAN of 240. For 2022/23, the school voluntarily agreed to marginally exceed its PAN.

Heathfield Secondary Year 7 Numbers



Heathfield Community College has sufficient capacity to meet in-area demand. The potential for the school admissions system to redirect out of area applicants back to Hailsham and other areas means that the school is unlikely to have to exceed its PAN for the foreseeable future and will remain at, or close to, capacity.

Heathfield Total Secondary Numbers



Longer term Year 7 numbers could be impacted by the new strategic housing plans that Wealden District Council publishes.

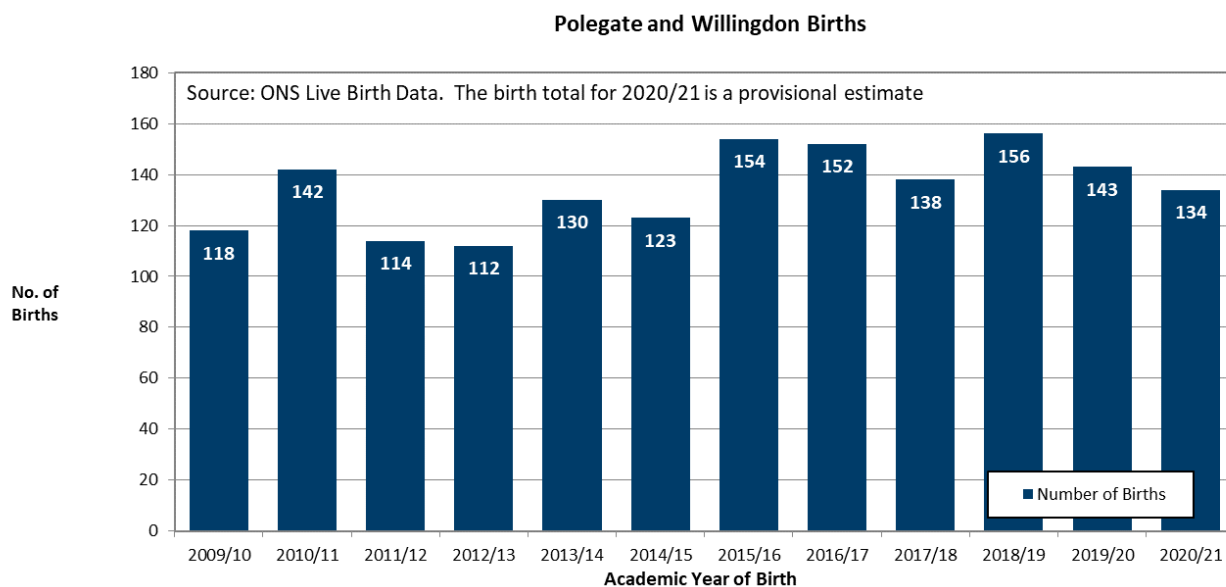
19. Polegate and Willingdon

19.1 Schools in Polegate and Willingdon

There are 2 primary schools in Polegate and Willingdon and 1 secondary school. 1 primary school has nursery provision.

19.2 Births in Polegate and Willingdon

Births in Polegate and Willingdon have been generally higher since 2015/16, reflecting recent house building in the area.



19.3 Housing plans in Polegate and Willingdon

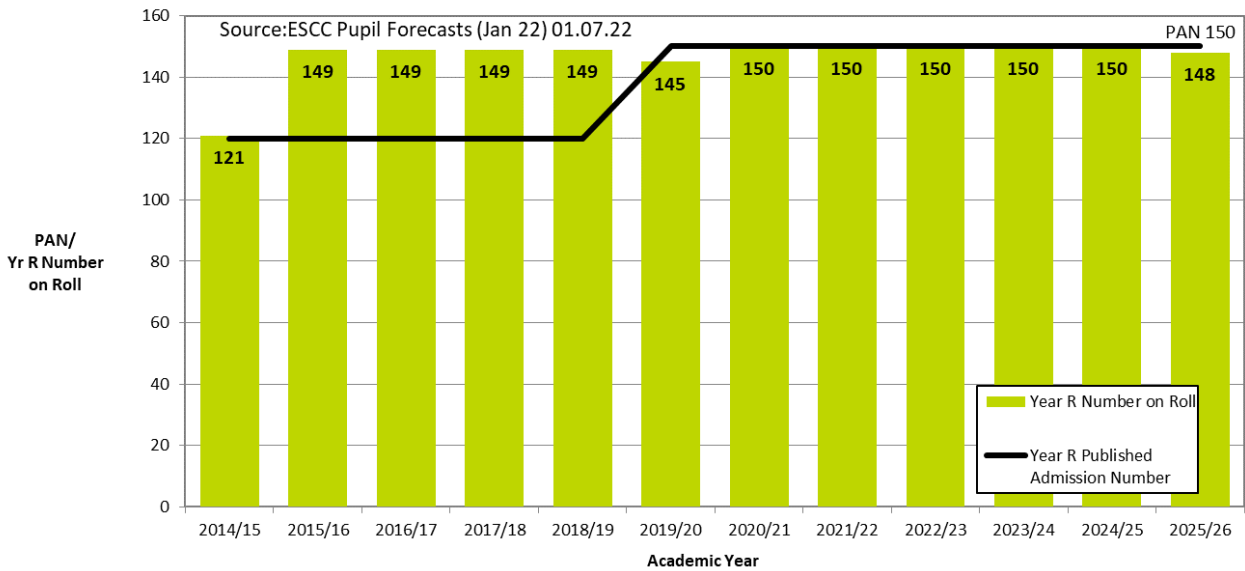
Wealden District Council is in the process of developing a new Local Plan. This will lead to a period of uncertainty while the district council reviews its position and begins to form an opinion on the likely quantum and location of future housing development it must plan for in the district. What is almost certain is that this will lead to a greater number of new homes being built in the district in future years. What is less certain at this stage is how much more and where in the district this might happen. Therefore, future projections for school planning areas in Wealden may change, particularly forecasts beyond the immediate School Organisation Plan timescale to 2025/26, as it is levels of housing development in the medium to longer term that are most uncertain. Future versions of the School Organisation Plan will provide more clarity on these issues.

19.4 Primary places in Polegate and Willingdon

In recent years, high in-area numbers of young children linked to recent housing development has resulted in reception (Year R) totals at or around 150. Birth and GP registration data points to similar Year R numbers going forward to 2025/26.

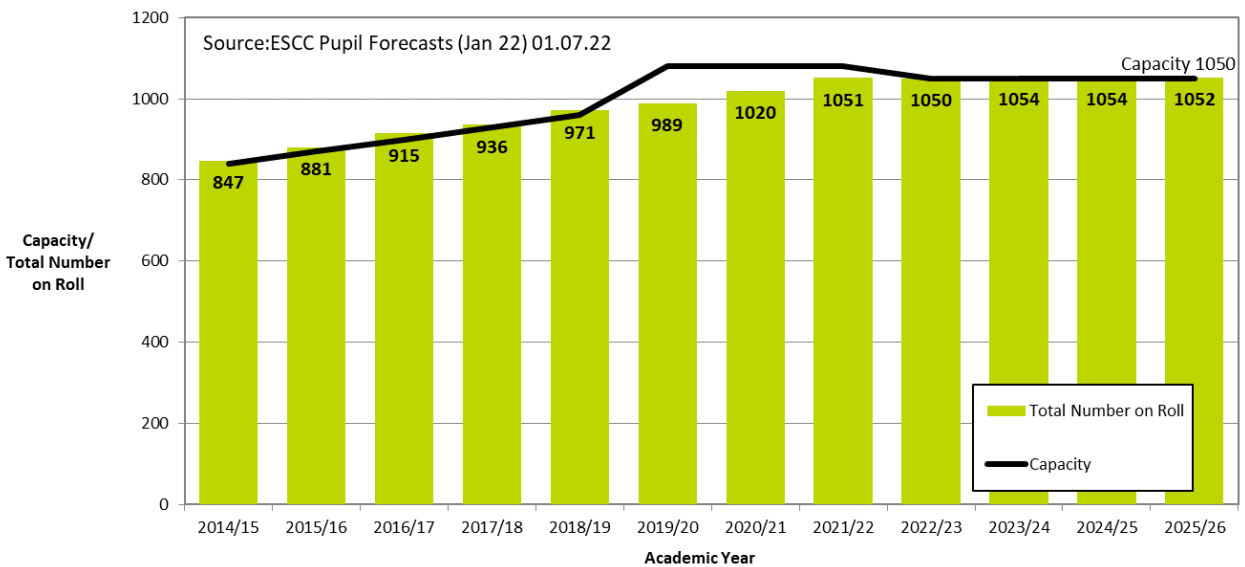
There are significant flows of children to and from Polegate Primary School and Willingdon Primary School and schools in Eastbourne (chapter 5).

Polegate and Willingdon Primary Year R Numbers



Both Polegate Primary School and Willingdon Primary School are forecast to be at, or close to, capacity for the duration of the plan period.

Polegate and Willingdon Total Primary Numbers



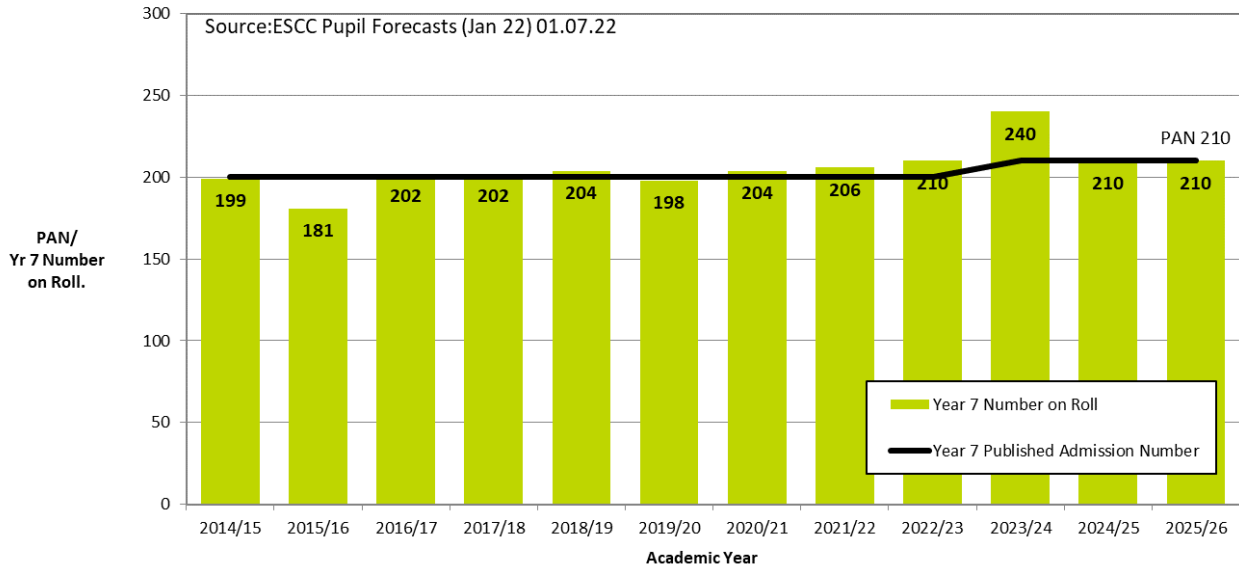
Longer term Year R numbers could be impacted by the new strategic housing plans that Wealden District Council publishes.

19.5 Secondary places in Polegate and Willingdon

Linked to numbers coming through primary schools and the volume of recent housing development in the Polegate and Stone Cross areas, Willingdon Community School is likely to find it increasingly difficult to meet demand from all children within its admissions area who wish to go there. This is especially likely to be the case in 2023/24.

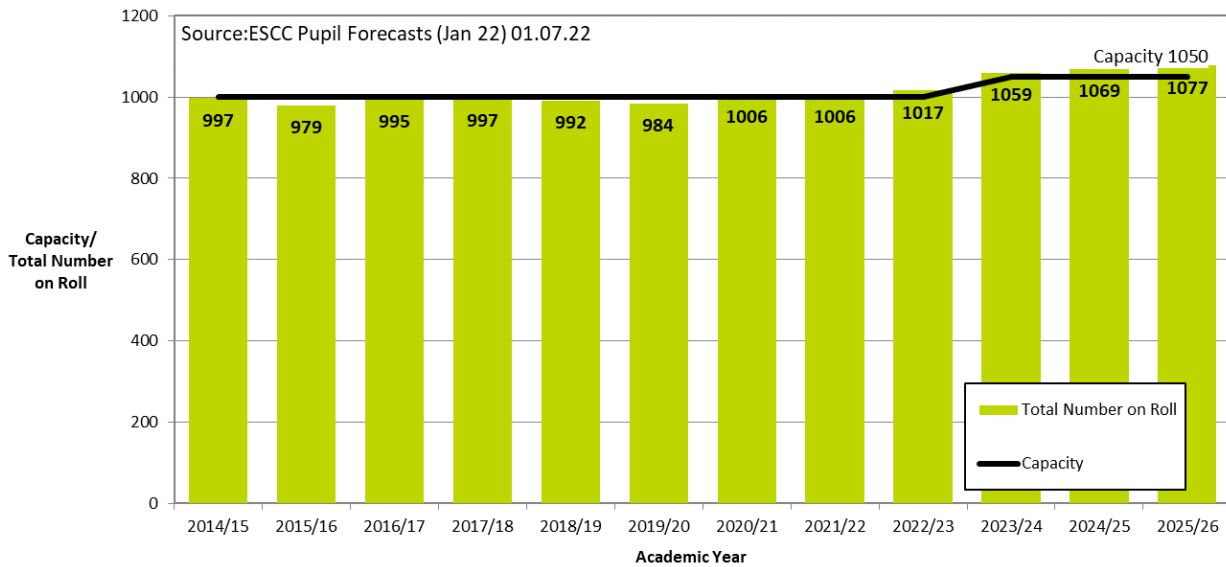
The Willingdon Community School admissions area has shared areas with the following Eastbourne schools: The Turing School and The Eastbourne Academy.

Willingdon Community School Secondary Year 7 Numbers



The school is likely to remain at, or close to, capacity during the plan period.

Willingdon Community School Total Secondary Numbers



To address the increasing pressure on places at Willingdon Community School, the local authority approved an increase to its Published Admission Number (PAN) from 200 to 210, effective from 2023/24. In addition, the local authority has agreed with the school that it will admit up to 240 children in 2023/24 as a bulge intake, to provide some additional temporary capacity in the wider Eastbourne and Willingdon area where numbers are expected to be tight (see chapter 5).

Longer term Year 7 numbers could be impacted by the new strategic housing plans that Wealden District Council publishes.

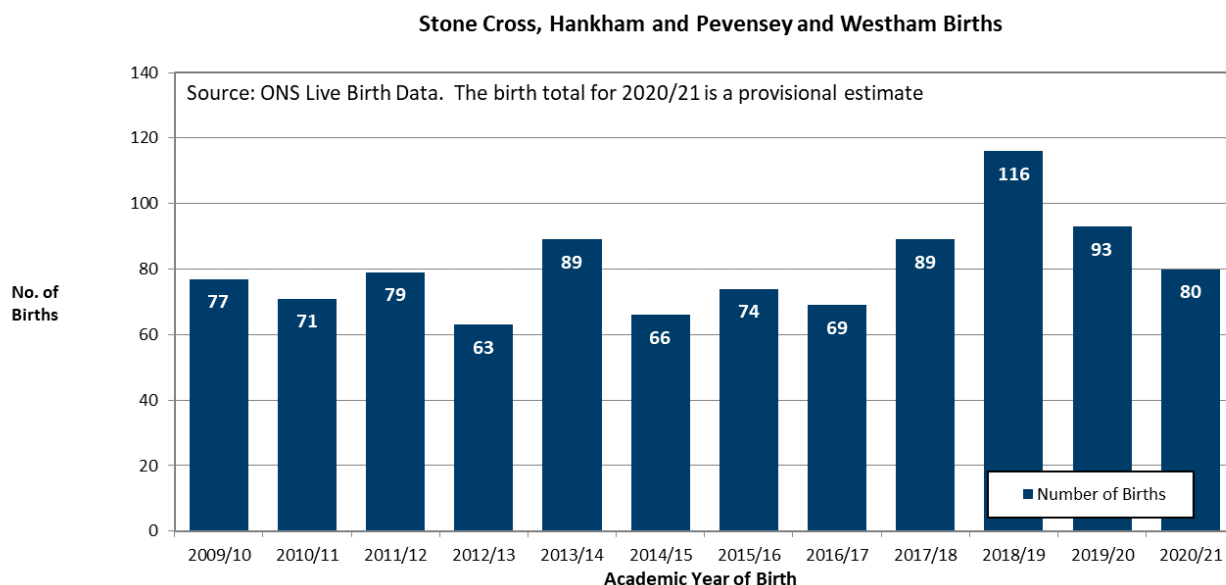
20. Stone Cross, Hankham, Pevensey and Westham

20.1 Schools in Stone Cross, Hankham, Pevensey and Westham

There are 3 primary schools in Stone Cross, Hankham, Pevensey and Westham.

20.2 Births in Stone Cross, Hankham, Pevensey and Westham

Births in the area tend to fluctuate year-on-year, although numbers in recent years have been generally higher, possibly linked to the volume of new housing in the area.



20.3 Housing plans in Stone Cross, Hankham, Pevensey and Westham

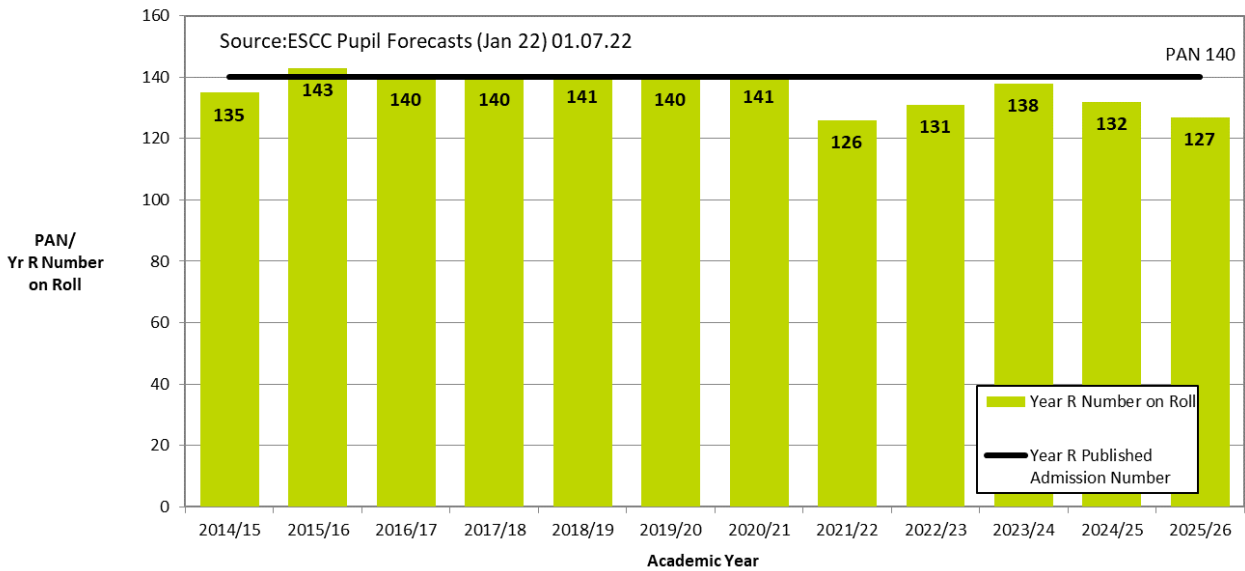
Wealden District Council is in the process of developing a new Local Plan. This will lead to a period of uncertainty while the district council reviews its position and begins to form an opinion on the likely quantum and location of future housing development it must plan for in the district. What is almost certain is that this will lead to a greater number of new homes being built in the district in future years. What is less certain at this stage is how much more and where in the district this might happen. Therefore, future projections for school planning areas in Wealden may change, particularly forecasts beyond the immediate School Organisation Plan timescale to 2025/26, as it is levels of housing development in the medium to longer term that are most uncertain. Future versions of the School Organisation Plan will provide more clarity on these issues.

20.4 Primary places in Stone Cross, Hankham, Pevensey and Westham

Reception (Year R) intakes to Stone Cross School, Hankham Primary School and Pevensey and Westham CE Primary School have reduced in the last couple of years and are likely to remain just below the combined PAN of 140 for the remainder of the plan period.

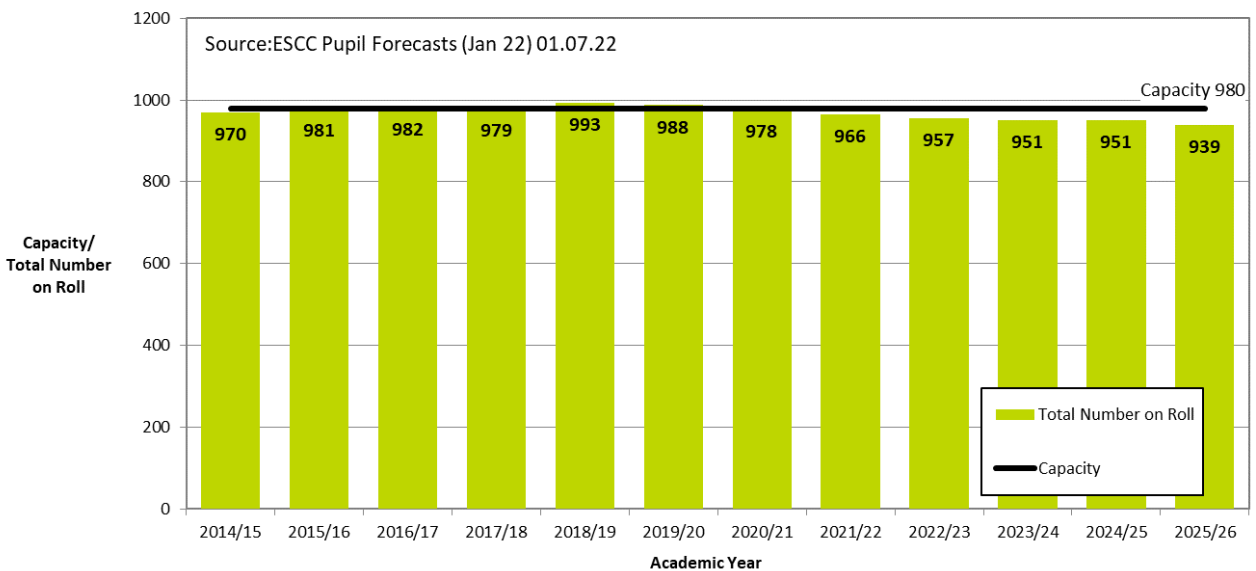
Many children from Eastbourne (chapter 5) attend the 3 schools.

Stone Cross, Hankham and Pevensey and Westham Primary Year R Numbers



The 3 schools, which have largely been full to now, are forecast to have a small number of spare places (4% of capacity) by 2025/26.

Stone Cross, Hankham and Pevensey and Westham Total Primary Numbers



Approximately 600 new homes have been built in the area in the past 6 years and more is planned in the short term. The schools take significant numbers of children from Eastbourne and the school admissions system should be able to redirect some of this demand back to the town, where future intake numbers are predicted to decline because of falling births. Therefore, provided historical outflow levels to other schools are also maintained, there should be sufficient capacity in the 3 schools to meet local demand for the foreseeable future.

Longer term Year R numbers could be impacted by the new strategic housing plans that Wealden District Council publishes.

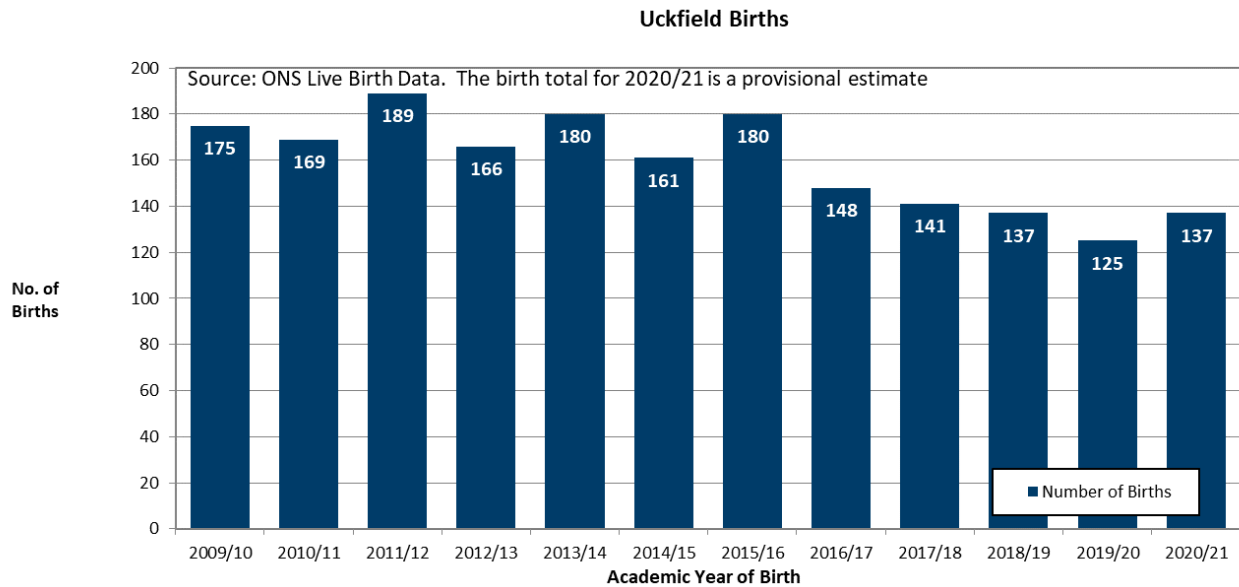
21. Uckfield

21.1 Schools in Uckfield

There are 5 primary schools in Uckfield and 1 secondary school. 1 primary school has nursery provision, and the secondary school has a sixth form.

21.2 Births in Uckfield

Births in Uckfield have fallen significantly in recent years, with 2019/20 being particularly low.



21.3 Housing plans in Uckfield

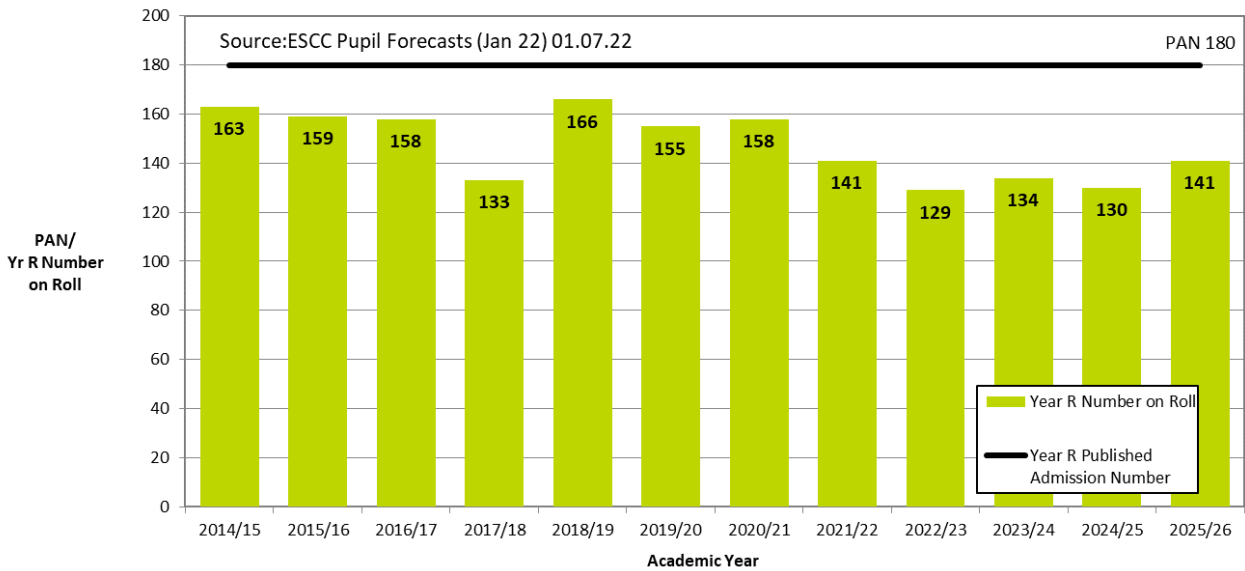
Wealden District Council is in the process of developing a new Local Plan. This will lead to a period of uncertainty while the district council reviews its position and begins to form an opinion on the likely quantum and location of future housing development it must plan for in the district. What is almost certain is that this will lead to a greater number of new homes being built in the district in future years. What is less certain at this stage is how much more and where in the district this might happen. Therefore, future projections for school planning areas in Wealden may change, particularly forecasts beyond the immediate School Organisation Plan timescale to 2025/26, as it is levels of housing development in the medium to longer term that are most uncertain. Future versions of the School Organisation Plan will provide more clarity on these issues.

21.4 Primary places in Uckfield

Live birth and GP registration data are currently suggesting reception (Year R) numbers remaining low until at least 2025/26.

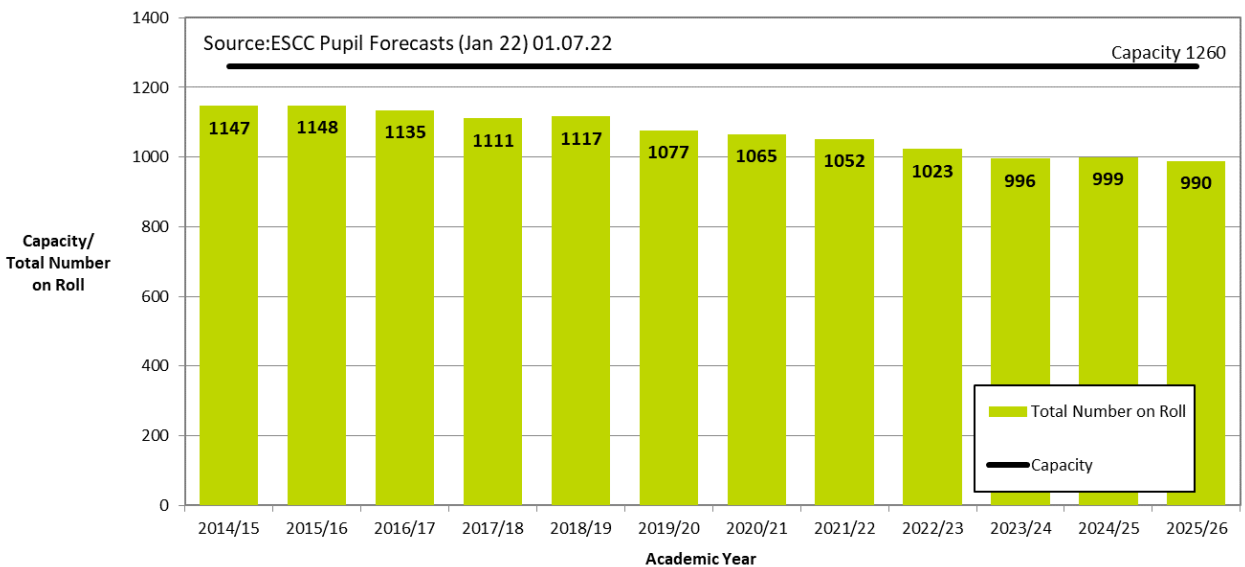
Several Uckfield children attend surrounding schools, notably Bonners CE Primary School, Buxted CE Primary School, Framfield CE Primary School, and Little Horsted CE Primary School.

Uckfield Primary Year R Numbers



Surplus places stood at 17% in 2021/22. This figure is forecast to rise to 21% by 2025/26. One school in the area has more than 25% surplus places.

Uckfield Total Primary Numbers



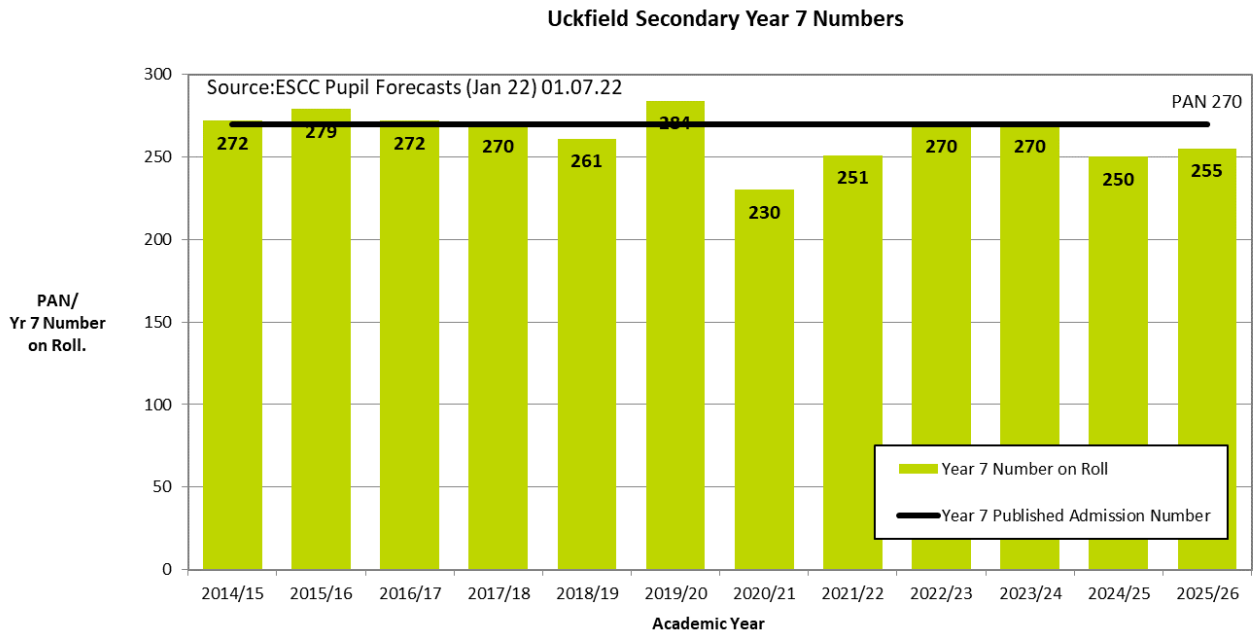
The development of 1,000 new homes at Ridgewood Farm, in the southwest of Uckfield, is underway and this is likely to generate a significant number of school age children. The local authority has an option agreement on land for new school provision to serve the development site and will bring forward proposals at the appropriate time. To a large extent the timing of this will be dependent upon when the school site is transferred by the developer to the local authority and the demand for places in the area at that time.

Longer term Year R numbers could be impacted by the new strategic housing plans that Wealden District Council publishes.

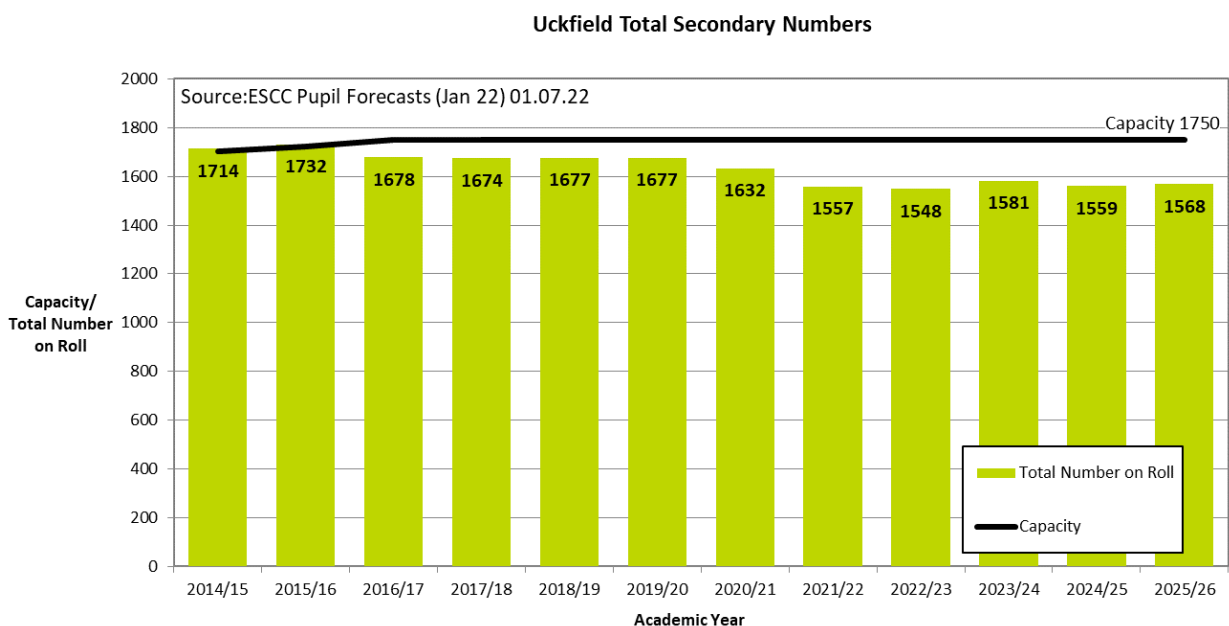
21.5 Secondary places in Uckfield

Uckfield College traditionally takes children from the following school planning areas: Chailey School, King's Academy Ringmer (both chapter 11), Beacon Academy (chapter 16) and Heathfield Community College (chapter 18). Conversely, children from the Uckfield College area access places in all these schools as well as St Paul's Catholic College in West Sussex.

In the coming years, in-area numbers coming through primary schools in the Uckfield College admissions area will fluctuate. Actual Year 7 intake numbers will also depend on the movement of children to the above mentioned schools. Consequently, it is possible that Uckfield College will not always fill to its Published Admission Number (PAN) of 270.



Overall numbers on roll at Uckfield College are forecast to remain fairly steady over the period to 2025/26, with surplus capacity of between 10 and 11%.



Longer term Year 7 numbers could be impacted by the new strategic housing plans that Wealden District Council publishes.

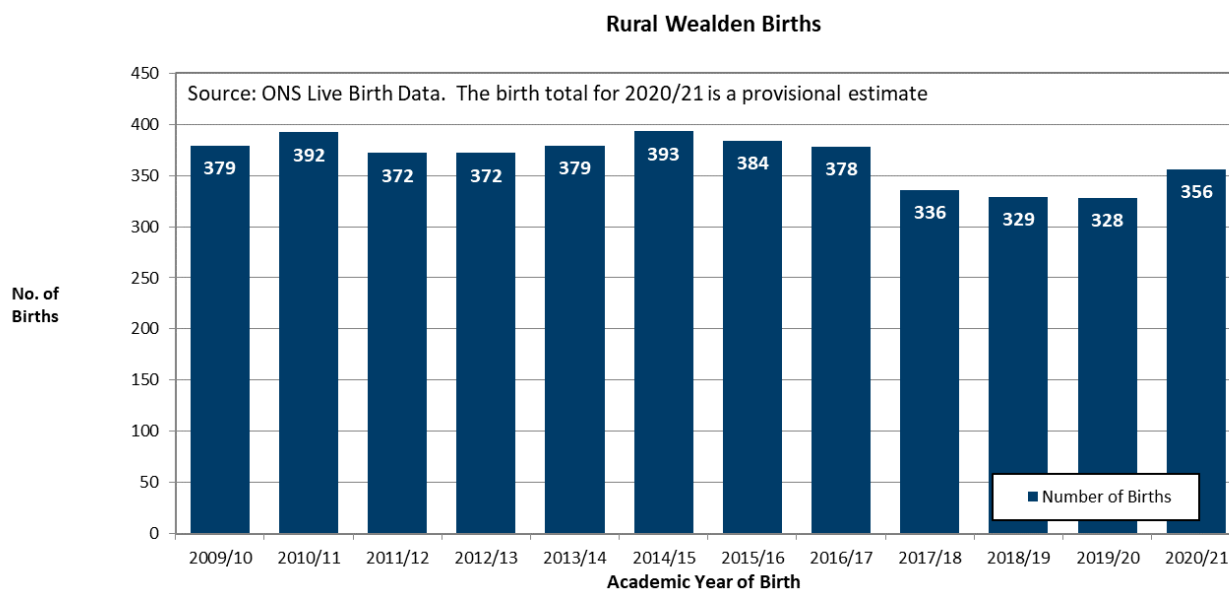
22. Rural Wealden

22.1 Schools in rural Wealden

There are 29 primary schools in Rural Wealden and 1 secondary school. 3 primary schools have nursery provision, and the secondary school has a sixth form.

22.2 Births in rural Wealden

Births across rural Wealden have been lower in recent years than levels previously seen in the area.



22.3 Housing plans in rural Wealden

Wealden District Council is in the process of developing a new Local Plan. This will lead to a period of uncertainty while the district council reviews its position and begins to form an opinion on the likely quantum and location of future housing development it must plan for in the district. What is almost certain is that this will lead to a greater number of new homes being built in the district in future years. What is less certain at this stage is how much more and where in the district this might happen. Therefore, future projections for school planning areas in Wealden may change, particularly forecasts beyond the immediate School Organisation Plan timescale to 2025/26, as it is levels of housing development in the medium to longer term that are most uncertain. Future versions of the School Organisation Plan will provide more clarity on these issues.

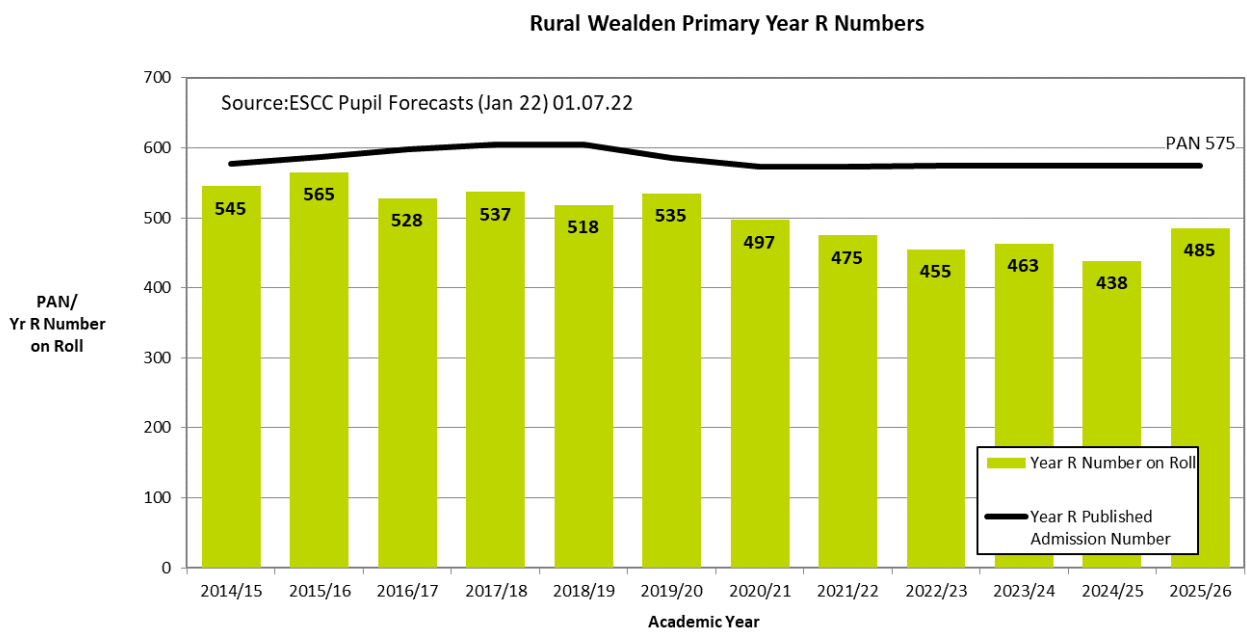
22.4 Primary places in rural Wealden

The 575 reception (Year R) places in primary schools across rural Wealden are forecast to be sufficient to meet demand for the foreseeable future.

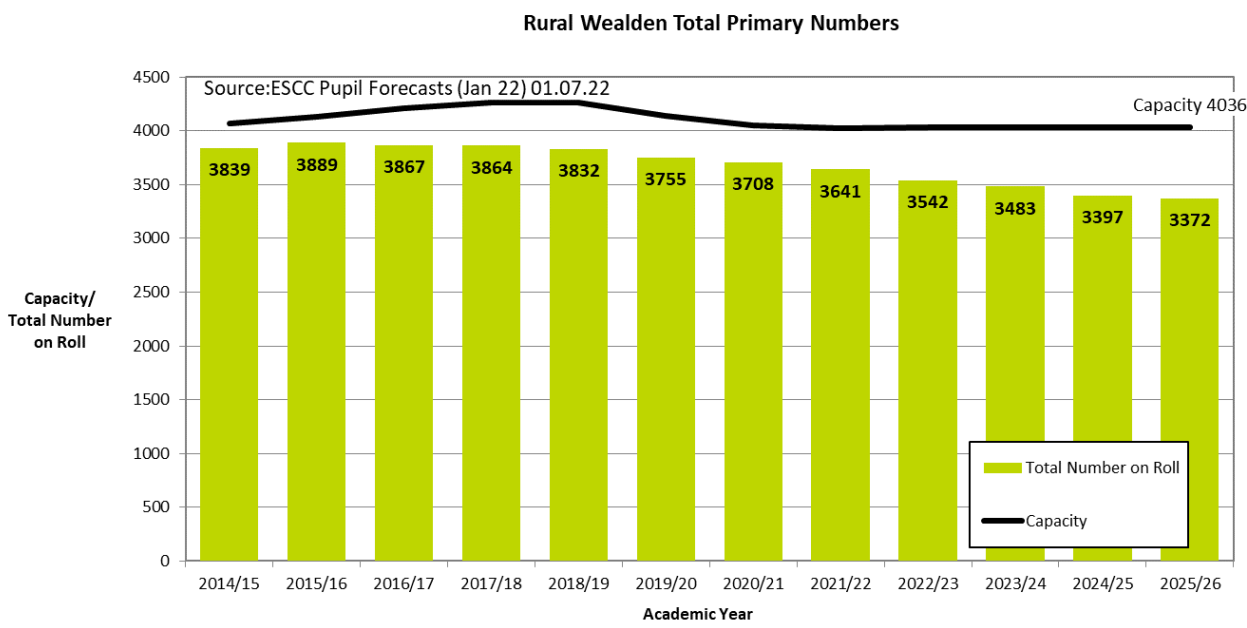
However, the picture will vary between individual rural areas. Intake numbers in rural schools can fluctuate significantly from year to year, because the size of the cohorts of children living in small geographical areas sometimes differs markedly from one age group to the next. Normally schools can organise to accommodate any temporary bulges.

Herstmonceux CE Primary School, Park Mead Primary School and Chiddingly Primary School all take significant numbers of children from Hailsham (chapter 17). Punnetts Town Community Primary School takes significant numbers of children from Heathfield. Bonners CE Primary School, Buxted CE Primary School, Framfield CE Primary School and Little Horsted CE Primary all take significant numbers of children from Uckfield (chapter 21). Ninfield CE Primary School takes a number of children from Bexhill (chapter 12).

Lower numbers coming out of some of these towns may mean that some rural schools that have habitually filled to their Published Admission Number (PAN) in the past may not do so in some of the coming years.



In 2021/22, surplus places across the rural Wealden schools stood at 9% of capacity. By 2025/26 it is forecast that the figure will have risen to 16%. One school in the area has 25% surplus places.



Linked to new house building in Horam, in-area children requiring a school place in the Maynards Green Community Primary School area in the years to 2025/26 are forecast to be over 30. To keep the school to its PAN of 30, it is possible that the school admissions system may have to direct some in-area applicants to surrounding schools, notably in Heathfield (chapter 18).

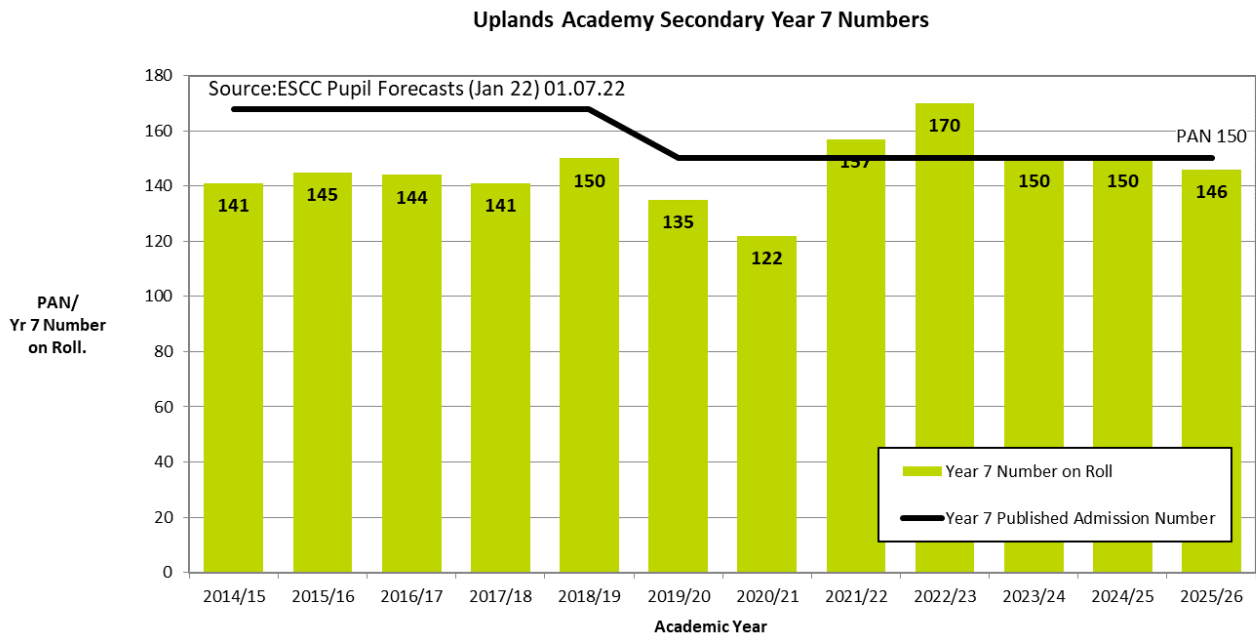
Frant CE Primary School has a high in-area cohort of children reaching Year R in 2025/26. It is likely that the high numbers are linked to new housing on the Tunbridge Wells fringes, so the additional demand may be met by schools in Kent. However, it is possible that the school's PAN of 15 could be exceeded.

Longer term Year R numbers in rural Wealden could be impacted by the new strategic housing plans that Wealden District Council publishes.

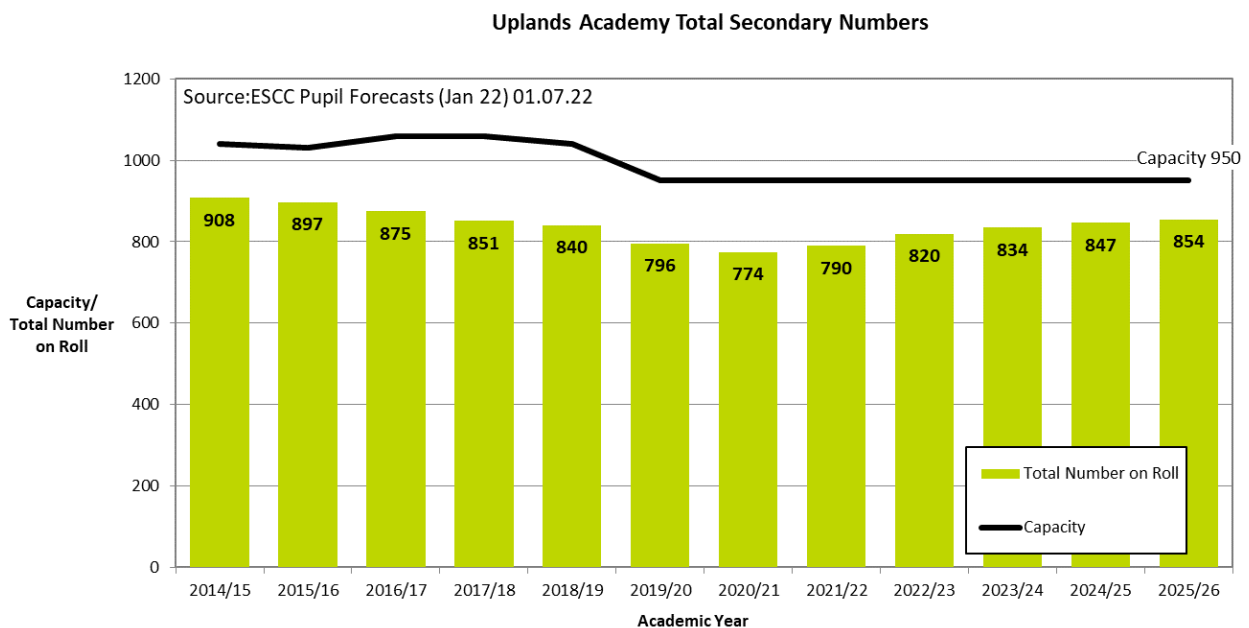
22.5 Secondary places in rural Wealden (Uplands Academy)

Uplands Academy has sufficient places to accommodate in-area numbers, with a large part of demand coming from out of area children, including from neighbouring Kent and the Robertsbridge Community College area (chapter 15).

The closure of High Weald Academy in Kent has resulted in a large increase in demand from Kent children for Uplands Academy in 2022/23, which the school agreed to go over PAN to accommodate. It is assumed that these higher inflows will continue, resulting in the school being forecast to be full or close to its PAN for the duration of the plan period. For school admissions purposes most of this out of area demand is non-priority, therefore, it is not expected that the school will need to go over PAN.



In 2021/22, surplus places stood at 17% of capacity. By the end of the plan period this figure is likely to have reduced to 10%.



Longer term Year 7 numbers could be impacted by the new strategic housing plans that Wealden District Council publishes.

23. Special Educational Needs and Disability

23.1 Schools, alternative provision and specialist facilities

There are 14 special schools in East Sussex and 2 alternative provisions. 8 primary schools have specialist facilities, as do 11 secondary schools. There are 14 independent non-maintained special schools in the county.

23.2 Education, Health, and Care Plans

The local authority has a statutory duty to identify, assess and provide for children and young people with special educational needs. An assessment may lead to an Education, Health, and Care Plan (EHCP) being issued for a child. An EHCP sets out the additional support a child or young person needs and the type of school (mainstream or special) or other provision they will attend in order to meet their needs.

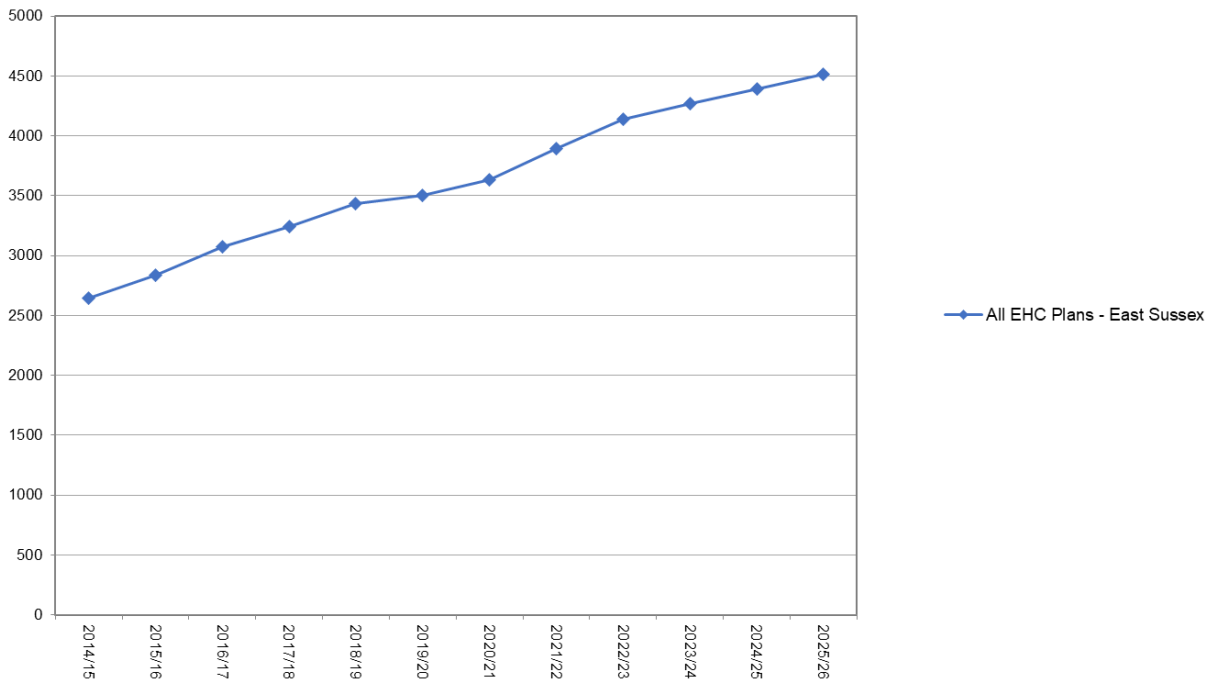
Children and young people with an EHCP will be recorded under one of the following primary need categories:

- **Cognition and Learning Needs**
 - Severe Learning Difficulty (SLD)
 - Moderate Learning Difficulty (MLD)
 - Specific Learning Difficulty (SpLD)
 - Profound and Multiple Learning Difficulty (PMLD).
- **Communication and Interaction Needs**
 - Autistic Spectrum Disorder (ASD)
 - Speech, Language and Communication Needs (SLCN).
- **Sensory and/or Physical Needs**
 - Hearing Impairment (HI)
 - Visual Impairment (VI)
 - Physical Disability (PD)
 - Multi-Sensory Impairment (MSI).
- **Social, Emotional and Mental Health**
 - Social, Emotional and Mental Health (SEMH).

23.3 Demand for SEND provision

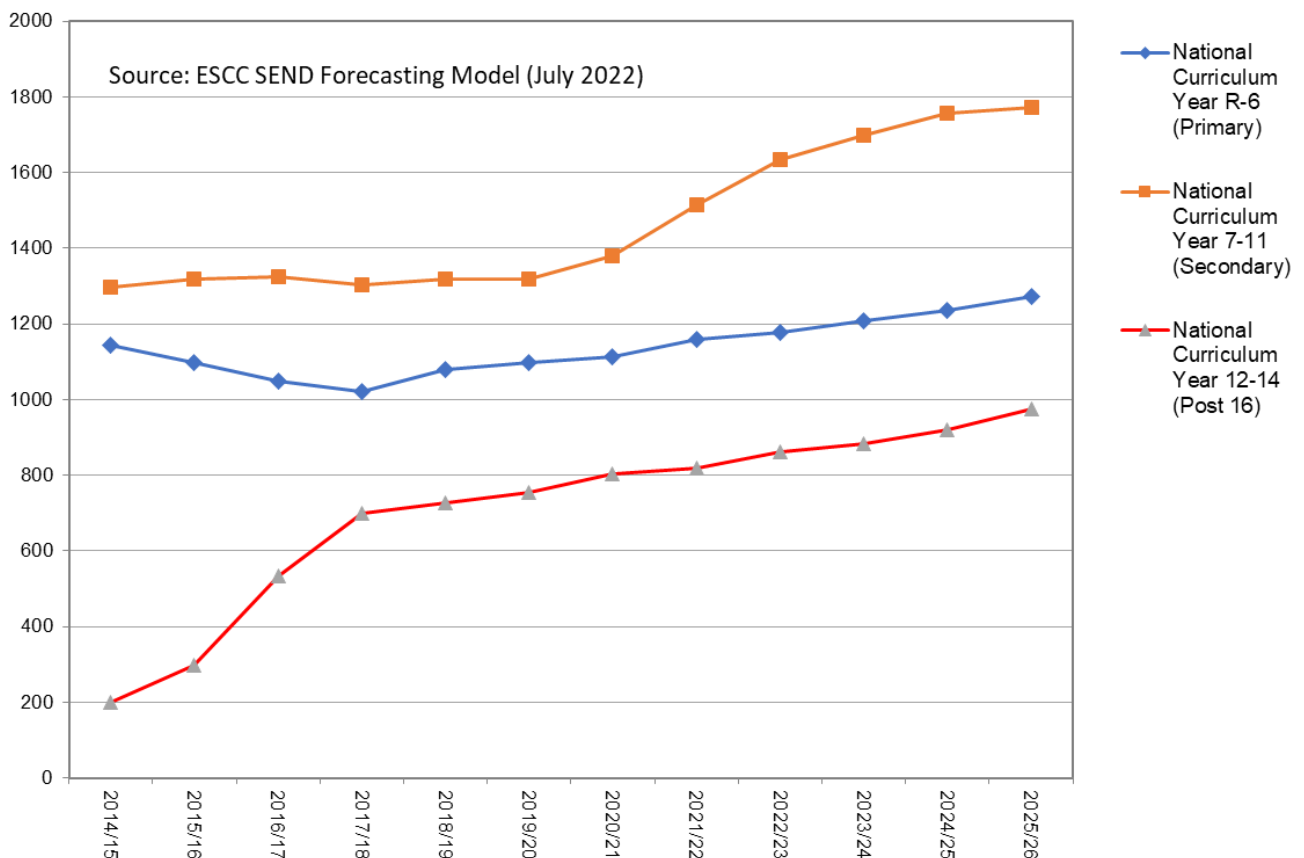
The overall numbers of children and young people aged 4 to 25 in East Sussex with an EHCP have been rising steeply in recent years, from 3,431 in 2018/19 to 3,894 in 2021/22, an increase of 13%. In the next four years, the local authority forecasts that overall numbers of children and young people aged 4-25 with EHCPs will grow by around 16%, to approximately 4,500.

Overall numbers of children and young people aged 4-25 with EHCPs



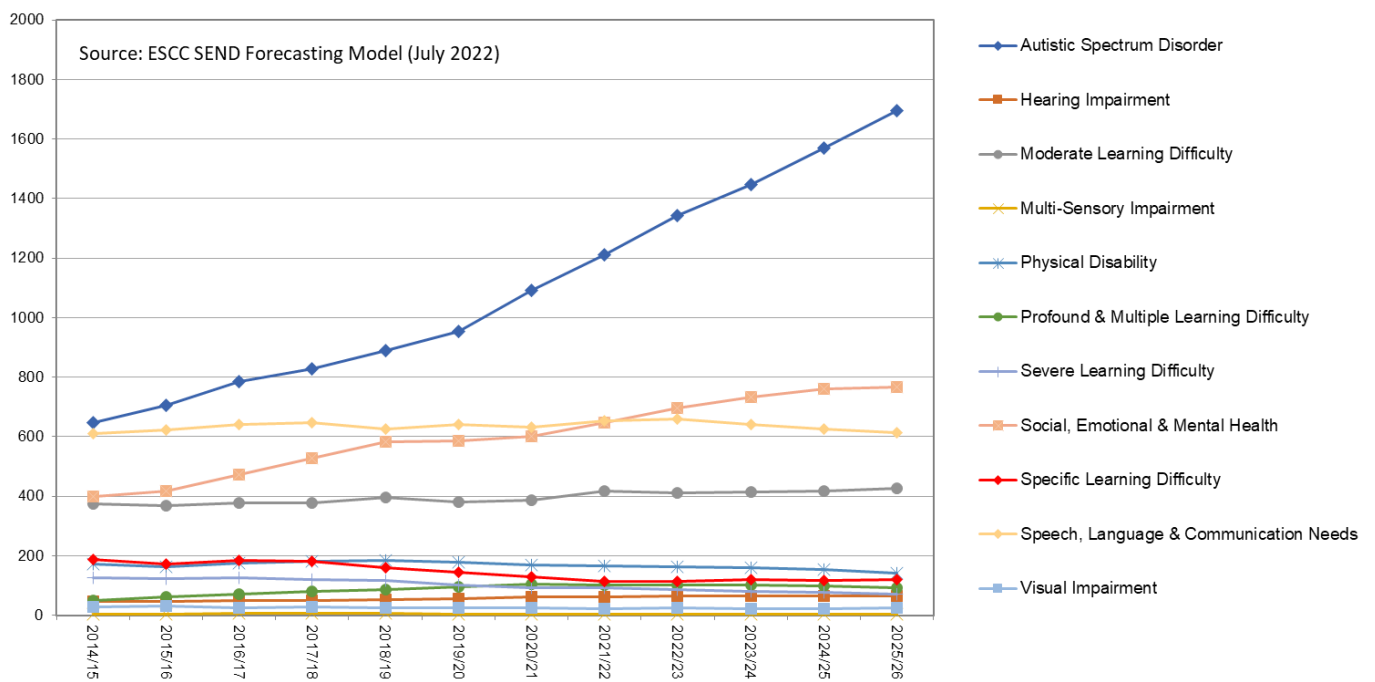
There are a variety of reasons for the increase, including parental demand, changes in diagnostic practice and the changes in SEND legislation which have greatly increased the number of young people aged 16+ with EHCPs following the 2014 education reforms.

EHCPs by phase of education



The rise is also due to increasing numbers of children in particular primary need categories. The 3 primary need groups that have had, and are predicted to continue to have, the biggest increases are ASD and, to a lesser extent, SEMH and PMLD. The significant rise in ASD numbers reflects increases in diagnosis, an increase in the number of schools with a designation of ASD and an increase in parental and professional awareness. Numbers in other need groups are relatively stable.

EHCPs by primary need group



In January 2022, there were 1,622 East Sussex residents on roll in special schools, of which 1,480 were in schools in East Sussex and 142 were in schools in other authorities. 1,251 were in maintained and academy provision and 371 were in non-maintained independent special schools

The numbers assessed as requiring a special school place have risen by 424 (34%) over the past 4 years. The need for maintained and academy special school places has risen by 259 (25%). The number of pupils accessing non-maintained independent special school places has risen by 165, a 77% increase on the 2017/18 total.

We are likely to see a further increase in demand of around 250 or 15% for special school places over the period to 2025/26. This projection assumes that the distribution of EHCPs between mainstream schools, specialist facilities in mainstream schools, maintained and academy special schools and independent non-maintained special schools, will remain at its current levels. However, over the last 4 years, 90% of the entire growth in EHCPs has been accounted for by a rise in the numbers placed in special schools. If this trend continues, we could see a rise in the need for special school places of around 470 (28%) by 2025/26.

23.4 SEND place planning strategy

In recent years, the local authority has taken action to address the increasing demand for special school and specialist facility places and manage the high cost of placements in non-maintained independent schools. Working closely with the DfE and academy trusts in East Sussex we have seen the following special free schools and alternative provision open since 2020:

- The Workplace, Bexhill**
 Alternative Provision for 94 children and young people aged 11-16 with behavioural issues and children at risk of exclusion. Opened in September 2020.
- The Ropemaker's Academy, Hailsham**
 A special school for 80 children and young people aged 4-16 with SEMH needs. Opened in September 2020.
- The Flagship School, Hastings**
 A special school for 72 children and young people aged 7-16 with high functioning ASD and social, behavioural and communication difficulties. Opened in September 2021.
- Summerdown School, Eastbourne**
 A special school for 84 children and young people aged 4-16 with ASD, and 51 children and young people aged 3-16 with PMLD. Opened in September 2022.

In addition to the establishment of these 4 free schools, the local authority is currently considering options for creating additional special school places at Grove Park School in Crowborough.

Longer term, numbers could be impacted by the new strategic housing plans that Wealden District Council and other local planning authorities publish. Increasing demand for SEND places as a result of new housing developments could lead to the need for expanded or new special school provision. The local authority will work with existing special schools to consider opportunities for expansion and, where necessary, with local planning authorities to secure land on which to establish new special schools.

Where appropriate, the local authority is keen to see more children and young people with EHCPs supported in their local mainstream schools where a child's needs could be met in a specialist facility that includes suitable access to mainstream provision. Specialist facilities provide specific support to a limited number of pupils with an EHCP naming a specific primary special educational need. Pupils within the facility are on the roll of the mainstream school and are in addition to the published admission number.

Working closely with mainstream schools we have established the following new specialist facilities since 2019.

- **Churchwood Primary Academy, Hastings**
Specialist facility for 8 children with a primary need of ASD. Opened in September 2019.
- **Grovelands Community Primary School, Hailsham**
Specialist facility for 8 children with a primary need of ASD. Opened in April 2019.
- **All Saints CE Primary School, Bexhill**
Specialist facility for 12 children with ASD and associated SEMH and SLCN. Opened in September 2022.
- **Priory School, Lewes**
Specialist facility for 12 children with SpLD and associated educational needs. Opened in September 2020.
- **Robertsbridge Community College**
Specialist facility for 12 children with SpLD and associated educational needs. Opened in September 2020.

In addition, we have worked with the following schools to extend the designation of their existing specialist facilities.

- **Wallands Community Primary School, Lewes**
Specialist facility for 16 children with SLCN. Designation extended to include pupils with ASD from September 2022.
- **Peacehaven Community School**
Specialist facility for 20 children with SLCN. Designation extended to include pupils with ASD from January 2022.

The local authority plans to create more capacity in specialist facilities during the plan period and is currently working with a number of mainstream schools to either establish new facilities on site or to enlarge existing facilities. We are also exploring the model of satellite classes, which are classes run by a special school on the site of a mainstream school, enabling specialist provision within a pupil's local community area and alongside their mainstream peers. More detail about these plans will be provided in future versions of the School Organisation Plan.

24. School Planning Areas

Primary schools

School name	Type	Age range	School type on 1 September 2022*
Eastbourne			
Bourne Primary School	Primary	3-11	Community
Heron Park Primary Academy	Primary	4-11	Academy
Langney Primary Academy	Primary	2-11	Academy
Motcombe Infants' School	Infant	5-7	Community
Oakwood Primary Academy	Primary	3-11	Academy
Ocklynge Junior School	Junior	7-11	Academy
Parkland Infant School	Infant	5-7	Academy
Parkland Junior School	Junior	7-11	Academy
Pashley Down Infant School	Infant	4-7	Community
Roselands Infants' School	Infant	4-7	Academy
Shinewater Primary School	Primary	3-11	Academy
St Andrew's Church of England Infants School	Infant	4-7	Voluntary Controlled
St John's Meads Church of England Primary School	Primary	4-11	Academy
St Thomas A Becket Catholic Primary School	Primary	4-11	Voluntary Aided
Stafford Junior School	Junior	7-11	Academy
The Haven Voluntary Aided CofE/Methodist Primary School	Primary	4-11	Voluntary Aided
Tollgate Community Junior School	Junior	7-11	Community
West Rise Community Infant School	Infant	5-7	Community
West Rise Junior School	Junior	7-11	Community
Hastings			
All Saints CofE Junior Academy	Junior	7-11	Academy
ARK Blacklands Primary Academy	Primary	4-11	Academy
ARK Castledown Primary School	Primary	2-11	Academy
ARK Little Ridge Primary Academy	Primary	4-11	Academy
Christ Church CofE Primary & Nursery Academy	Primary	2-11	Academy
Churchwood Primary Academy	Primary	2-11	Academy
Dudley Infant Academy	Infant	5-7	Academy
Hollington Primary Academy	Primary	2-11	Academy
Ore Village Primary Academy	Primary	3-11	Academy
Robsack Wood Primary Academy	Primary	3-11	Academy
Sacred Heart Catholic Primary School	Primary	4-11	Voluntary Aided
Sandown Primary School and Nursery	Primary	2-11	Community
Silverdale Primary Academy	Primary	5-11	Academy
St Leonard's Church of England Primary Academy	Primary	5-11	Academy
St Mary Star of the Sea Catholic Primary School	Primary	4-11	Voluntary Aided
St Paul's Church of England Academy	Primary	2-11	Academy
The Baird Primary Academy	Primary	3-11	Academy
West St Leonards Primary Academy	Primary	5-11	Academy
Lewes			
St Pancras Catholic Primary School	Primary	4-11	Voluntary Aided
South Malling CofE Primary School	Primary	3-11	Voluntary Controlled
Southover CofE Primary School	Primary	4-11	Voluntary Controlled
Wallands Community Primary and Nursery School	Primary	3-11	Community
Western Road Community Primary School	Primary	4-11	Foundation
Newhaven			
Breakwater Academy	Primary	4-11	Academy
Denton Community Primary School and Nursery	Primary	3-11	Community
Harbour Primary and Nursery School	Primary	2-11	Community
High Cliff Academy	Primary	3-11	Academy

Peacehaven			
Meridian Community Primary School and Nursery	Primary	2-11	Community
Peacehaven Heights Academy	Primary	3-11	Academy
Telscombe Cliffs Academy	Primary	2-11	Academy
Seaford			
Annecy Catholic Primary School	Primary	4-11	Academy
Chyngton School	Primary	4-11	Community
Cradle Hill Community Primary School	Primary	4-11	Community
Seaford Primary School	Primary	4-11	Community
Rural Lewes			
Barcombe Church of England Primary School	Primary	4-11	Voluntary Controlled
Chailey St Peter's Church of England Primary School	Primary	4-11	Voluntary Controlled
Ditchling St Margaret's Church of England Primary School	Primary	2-11	Academy
Firle Church of England Primary School	Primary	4-11	Voluntary Controlled
Hamsey Community Primary School	Primary	5-11	Community
Iford and Kingston Church of England Primary School	Primary	4-11	Voluntary Controlled
Newick Church of England Primary School	Primary	4-11	Voluntary Controlled
Plumpton Primary School	Primary	4-11	Community
Ringmer Primary and Nursery School	Primary	2-11	Community
Wivelsfield Primary School	Primary	4-11	Community
Bexhill			
All Saints Church of England Primary School	Primary	2-11	Voluntary Controlled
Chantry Community Primary School	Primary	4-11	Community
Glenleigh Park Primary Academy	Primary	2-11	Academy
King Offa Primary Academy	Primary	5-11	Academy
Little Common School	Primary	4-11	Community
Pebsham Primary Academy	Primary	4-11	Academy
St Mary Magdalene Catholic Primary School	Primary	4-11	Voluntary Aided
St Peter and St Paul CofE Primary School	Primary	5-11	Voluntary Aided
Battle			
Battle and Langton Church of England Primary School	Primary	4-11	Voluntary Controlled
Rye			
Rye Community Primary School	Primary	2-11	Academy
Rural Rother			
Beckley Church of England Primary School	Primary	5-11	Voluntary Controlled
Bodiam Church of England Primary School	Primary	4-11	Voluntary Controlled
Brede Primary School	Primary	4-11	Community
Burwash CofE School	Primary	4-11	Voluntary Controlled
Catsfield Church of England Primary School	Primary	5-11	Voluntary Controlled
Crowhurst CofE Primary School	Primary	5-11	Voluntary Controlled
Dallington Church of England Primary School	Primary	4-11	Voluntary Controlled
Etchingam Church of England Primary School	Primary	5-11	Voluntary Controlled
Guestling Bradshaw Church of England Primary School	Primary	5-11	Voluntary Aided
Hurst Green Church of England Primary School and Nursery	Primary	2-11	Academy
Icklesham Church of England Primary School	Primary	2-11	Voluntary Controlled
Netherfield CofE Primary School	Primary	5-11	Voluntary Controlled
Northiam Church of England Primary School and Nursery	Primary	2-11	Academy
Peasmarsh Church of England Primary School	Primary	4-11	Voluntary Controlled
Salehurst Church of England Primary School	Primary	4-11	Voluntary Controlled
Sedlescombe CofE Primary School	Primary	4-11	Academy
St Michael's Church of England Primary School	Primary	5-11	Voluntary Controlled
St Thomas' Church of England Aided Primary School	Primary	5-11	Voluntary Aided
Staplecross Methodist Primary School	Primary	4-11	Voluntary Controlled
Stonegate Church of England Primary School	Primary	2-11	Voluntary Controlled

Ticehurst and Flimwell Church of England Primary School	Primary	4-11	Voluntary Controlled
Westfield School	Primary	4-11	Community
Crowborough			
Ashdown Primary School	Primary	4-11	Community
Jarvis Brook Primary School	Primary	2-11	Academy
Sir Henry Fermor Church of England Primary School	Primary	4-11	Academy
St John's Church of England Primary School	Primary	4-11	Voluntary Aided
St Marys Catholic Primary School	Primary	4-11	Voluntary Aided
Hailsham			
Burfield Academy	Primary	2-11	Academy
Grovelands Community Primary School	Primary	2-11	Foundation
Hawkes Farm Academy	Primary	4-11	Academy
Hellingly Community Primary School	Primary	4-11	Community
Phoenix Academy	Primary	4-11	Academy
White House Academy	Primary	4-11	Academy
Heathfield			
All Saints' & St Richard's Church of England Primary School	Primary	4-11	Voluntary Aided
Cross-in-Hand Church of England Primary School	Primary	5-11	Voluntary Controlled
Parkside Community Primary School	Primary	2-11	Community
Polegate / Willingdon			
Polegate Primary School	Primary	2-11	Community
Willingdon Primary School	Primary	5-11	Community
Stone Cross / Hankham / Pevensey and Westham			
Hankham Primary School	Primary	4-11	Community
Pevensey and Westham CofE Primary School	Primary	5-11	Voluntary Controlled
Stone Cross School	Primary	4-11	Community
Uckfield			
Harlands Primary School	Primary	2-11	Community
Holy Cross Church of England Primary School	Primary	4-11	Voluntary Aided
Manor Primary School	Primary	4-11	Community
Rocks Park Primary School	Primary	4-11	Community
St Philip's Catholic Primary School	Primary	4-11	Voluntary Aided
Rural Wealden			
Alfriston School	Primary	5-11	Community
Blackboys Church of England Primary School	Primary	4-11	Voluntary Aided
Bonnors CofE School	Primary	2-11	Voluntary Controlled
Buxted CofE Primary School	Primary	4-11	Voluntary Controlled
Chiddingly Primary School	Primary	5-11	Community
Danehill Church of England Primary School	Primary	4-11	Voluntary Controlled
East Hoathly CofE Primary School	Primary	2-11	Voluntary Controlled
Five Ashes CofE Primary School	Primary	4-11	Voluntary Controlled
Fletching Church of England Primary School	Primary	4-11	Voluntary Controlled
Forest Row Church of England Primary School	Primary	4-11	Voluntary Controlled
Framfield Church of England Primary School	Primary	5-11	Voluntary Aided
Frant Church of England Primary School	Primary	4-11	Voluntary Controlled
Groombridge St Thomas' Church of England Primary School	Primary	4-11	Voluntary Aided
Herstmonceux Church of England Primary School	Primary	4-11	Voluntary Controlled
High Hurstwood Church of England Primary School	Primary	4-11	Voluntary Controlled
Laughton Community Primary School	Primary	5-11	Community
Little Horsted Church of England Primary School	Primary	3-11	Voluntary Aided
Mark Cross Church of England Aided Primary School	Primary	4-11	Voluntary Aided
Mayfield Church of England Primary School	Primary	4-11	Voluntary Controlled
Maynards Green Community Primary School	Primary	4-11	Community

Ninfield Church of England Primary School	Primary	4-11	Voluntary Controlled
Nutley Church of England Primary School	Primary	5-11	Voluntary Controlled
Park Mead Primary School	Primary	4-11	Community
Punnetts Town Community Primary School	Primary	4-11	Community
Rotherfield Primary School	Primary	4-11	Community
St Mark's Church of England Primary School	Primary	5-11	Voluntary Aided
St Mary the Virgin Church of England Primary School	Primary	4-11	Voluntary Aided
St Michael's Primary School	Primary	4-11	Community
Wadhurst CofE Primary School	Primary	3-11	Voluntary Controlled

All-through schools

School name	Type	Age range	School type on 1 September 2022*
Eastbourne			
Gildredge House	All-through	4-19	Free School
The Cavendish School	All-through	2-16	Academy
Hailsham			
Hailsham Community College	All-through	2-18	Academy

Secondary schools

School name	Type	Age range	School type on 1 September 2022*
Eastbourne			
Ratton School	Secondary	11-16	Academy
St Catherine's College	Secondary	11-16	Academy
The Eastbourne Academy	Secondary	11-16	Academy
The Turing School	Secondary	11-16	Academy
Hastings			
ARK Alexandra Academy	Secondary	11-18	Academy
The Hastings Academy	Secondary	11-16	Academy
The St Leonards Academy	Secondary	11-16	Academy
Lewes			
Priory School	Secondary	11-16	Foundation
Newhaven			
Seahaven Academy	Secondary	11-16	Academy
Peacehaven			
Peacehaven Community School	Secondary	11-16	Academy
Seaford			
Seaford Head School	Secondary	11-18	Academy
Rural Lewes			
Chailey School	Secondary	11-16	Community
King's Academy Ringmer	Secondary	11-16	Academy
Bexhill			
Bexhill High Academy	Secondary	11-16	Academy
St Richard's Catholic College	Secondary	11-16	Voluntary Aided
Rye			
Rye College	Secondary	11-16	Academy

Battle			
Claverham Community College	Secondary	11-16	Community
Rural Rother			
Robertsbridge Community College	Secondary	11-16	Community
Crowborough			
Beacon Academy	Secondary	11-18	Academy
Heathfield			
Heathfield Community College	Secondary	11-18	Community
Polegate / Willingdon			
Willingdon Community School	Secondary	11-16	Community
Uckfield			
Uckfield Community Technology College	Secondary	11-18	Community
Rural Wealden			
Uplands Academy	Secondary	11-18	Academy

Special schools and alternative provision

School name	Type	Age range	School type on 1 September 2022*
Eastbourne			
College Central	Alternative Provision	4-16	Academy
Hazel Court School	Special	11-19	Academy
Summerdown School	Special	3-16	Free School
The Lindfield School	Special	11-16	Academy
The South Downs School	Special	4-11	Academy
Hastings			
New Horizons	Special	7-16	Academy
Saxon Mount School	Special	11-16	Academy
The Flagship School	Special	6-16	Free School
Torfield School	Special	4-11	Academy
Seaford			
Cuckmere House School	Special	6-16	Academy
Bexhill			
Glyne Gap School	Special	2-19	Academy
The Workplace	Alternative Provision	11-16	Free School
Crowborough			
Grove Park School	Special	4-19	Community
Hailsham			
The Ropemakers Academy	Special	4-16	Free School
Rural Wealden			
St Mary's School, Horam	Special	9-16	Academy

* According to Get Information about Schools - GOV.UK

Specialist facilities in mainstream schools as of 1 September 2022

School name	Type	Primary Need
Eastbourne		
The Eastbourne Academy	Secondary	Autistic Spectrum Disorder (ASD)
Hastings		
ARK Little Ridge Primary Academy	Primary	Speech, Language and Communication Needs (SLCN)
Churchwood Primary Academy	Primary	Autistic Spectrum Disorder (ASD)
West St Leonards Primary Academy	Primary	Physical Disability (PD) and Moderate Learning Difficulty (MLD)
The Hastings Academy	Secondary	Speech, Language and Communication Needs (SLCN)
The St Leonards Academy	Secondary	Physical Disability (PD) and Autistic Spectrum Disorder (ASD)
Lewes		
Wallands Primary School	Primary	Speech, Language and Communication Needs (SLCN) and Autistic Spectrum Disorder (ASD)
Priory School	Secondary	Hearing Impairment (HI) Specific Learning Difficulty (SpLD) with associated educational needs (e.g., anxiety or high functioning autism)
Peacehaven		
Peacehaven Community School	Secondary	Speech, Language and Communication Needs (SLCN) and Autistic Spectrum Disorder (ASD)
Bexhill		
All Saints Church of England Primary School	Primary	Autistic Spectrum Disorder (ASD) and associated Social, Emotional and Mental Health (SEMH) and Speech, Language and Communication Needs (SLCN)
Bexhill High Academy	Secondary	Autistic Spectrum Disorder (ASD)
Rural Rother		
Robertsbridge Community College	Secondary	Specific Learning Difficulty (SpLD) with associated educational needs (e.g., anxiety or high functioning autism)
Hailsham		
Grovelands Community Primary School	Primary	Autistic Spectrum Disorder (ASD)
Hailsham Community College	Secondary	Specific Learning Difficulty (SpLD)
Heathfield		
Heathfield Community College	Secondary	Autistic Spectrum Disorder (ASD)
Polegate and Willingdon		
Willingdon Primary School	Primary	Hearing Impairment (HI)
Willingdon Community School	Secondary	Hearing Impairment (HI)
Uckfield		
Manor Primary School	Primary	Hearing Impairment (HI) Autistic Spectrum Disorder (ASD)
Uckfield College	Secondary	Autistic Spectrum Disorder (ASD)

School Federations in East Sussex as of 1 September 2022

The Woodlands Federation	Dallington Church of England Primary School Punnetts Town Community Primary School
South Ashdown Schools Federation	Bonnars CofE Primary School Buxted CofE Primary School
St Thomas a Becket CE Federation	Blackboys Church of England Primary School Framfield Church of England Primary School
The Pioneer Federation	Chiddingly Primary School East Hoathly CofE Primary School Park Mead Primary School St Mary the Virgin Church of England Primary
Genesis Federation	Beckley Church of England Primary School Peasmarsh Church of England Primary School
Riverside Federation	Bodiam Church of England Primary School Etchingam Church of England Primary School
The Skylark Federation	Barcombe Church of England Primary School Hamsey Community Primary School Plumpton Primary School
The Bridge Federation	Salehurst Church of England Primary School Staplecross Methodist Primary School
The Oak Tree Federation	Firle Church of England Primary School Laughton Community Primary School
Sussex Spires Federation	All Saints and St Richards Church of England Primary School Herstmonceux Church of England Primary School
The Weald Federation	Five Ashes CofE Primary School Frant Church of England Primary School Mark Cross Church of England Primary School Mayfield Church of England Primary School
The Bluebell Federation	Chailey St Peter's Church of England Primary School Fletching Church of England Primary School
The Rampion Federation	Grovelands Community Primary School Hellingly Community Primary School

This page is intentionally left blank