

Appendix 2

Rother CPE Draft Scheme Proposals

Contents

Existing Parking Restrictions

Rother District	Page 1
Bexhill	Page 2
Rye and Camber	Page 3
Battle	Page 4
Burwash, Etchingam and Robertsbridge	Page 5
Parking Restrictions in Rother	Page 6

Requests and Action Spreadsheet

Bexhill

Request Type and Locations	Page 8
Request Details	Page 9
Existing Permit Zone	Page 10
Suggested Zones	Page 11
Suggested West Zone	Page 12
Suggested Central Zone	Page 13
Suggested East Zone	Page 14
Suggested North Zone	Page 15
Suggested Seafront Zone Pay and Display	Page 16
Suggested Central Zone Pay and Display	Page 17
Suggested North Zone Pay and Display	Page 18

Rye

Request Type and Locations	Page 19
Existing Permit Zones	Page 20
Suggested Permit Zone Changes	Page 21
Suggested Pay and Display	Page 22

Battle

Request Type and Locations	Page 23
Suggested Battle Hill Zone	Page 24
Suggested Pay and Display	Page 25

Burwash, Robertsbridge & Etchingam

Burwash and Robertsbridge Request Type and Locations	Page 26
Robertsbridge – Suggested Pay and Display	Page 27

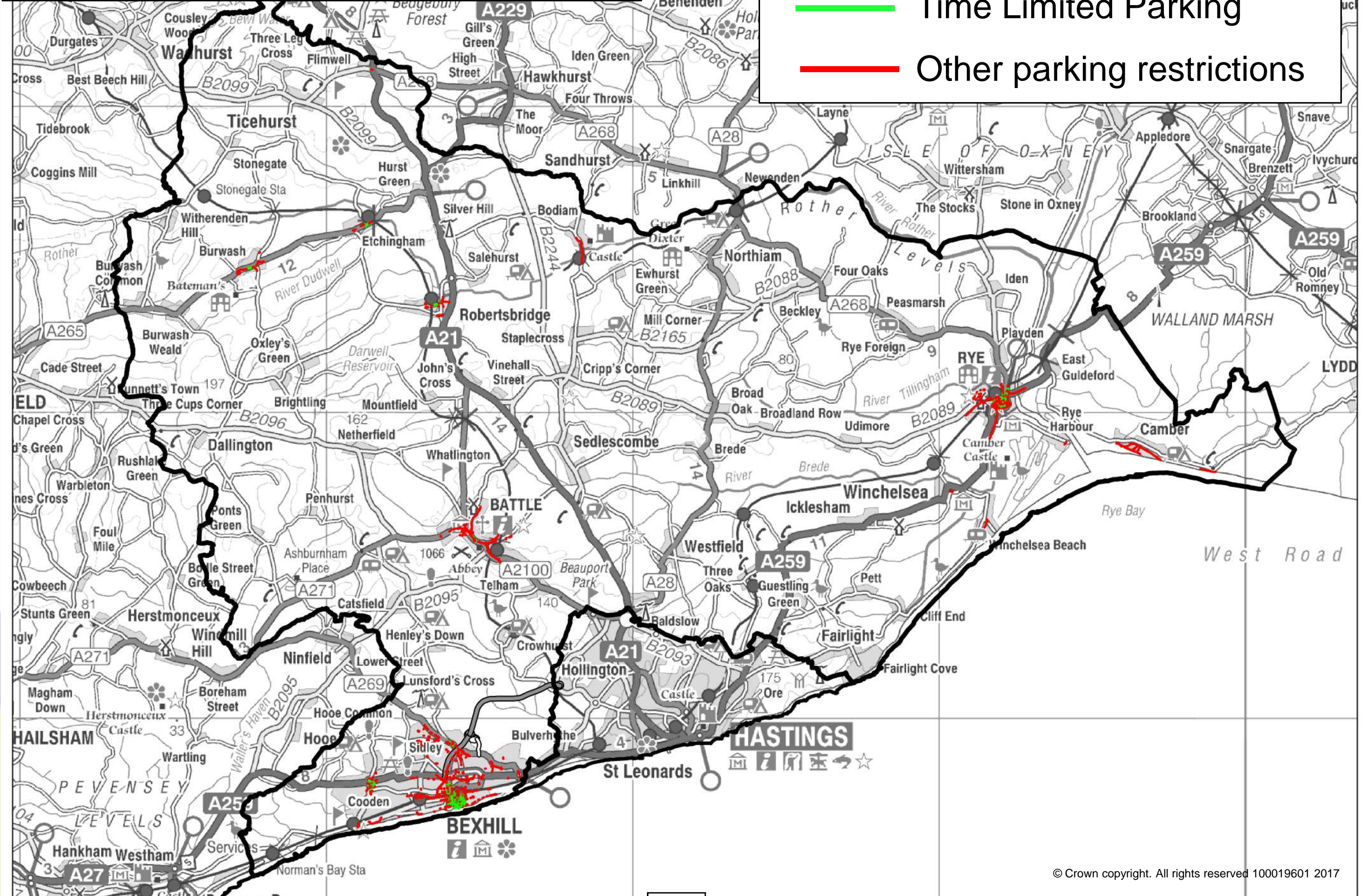
Analysis of potential costs and income for CPE in Rother

Set up and Running Costs	Page 28
Income from PCNs, Permits and Pay & Display	Page 29
Net surplus/deficit	Page 30
Requirements and Timescales Rother CPE Project	Page 31

Parking Bay and Permit Definitions

Incremental Tariff Structures	Page 32
	Page 33

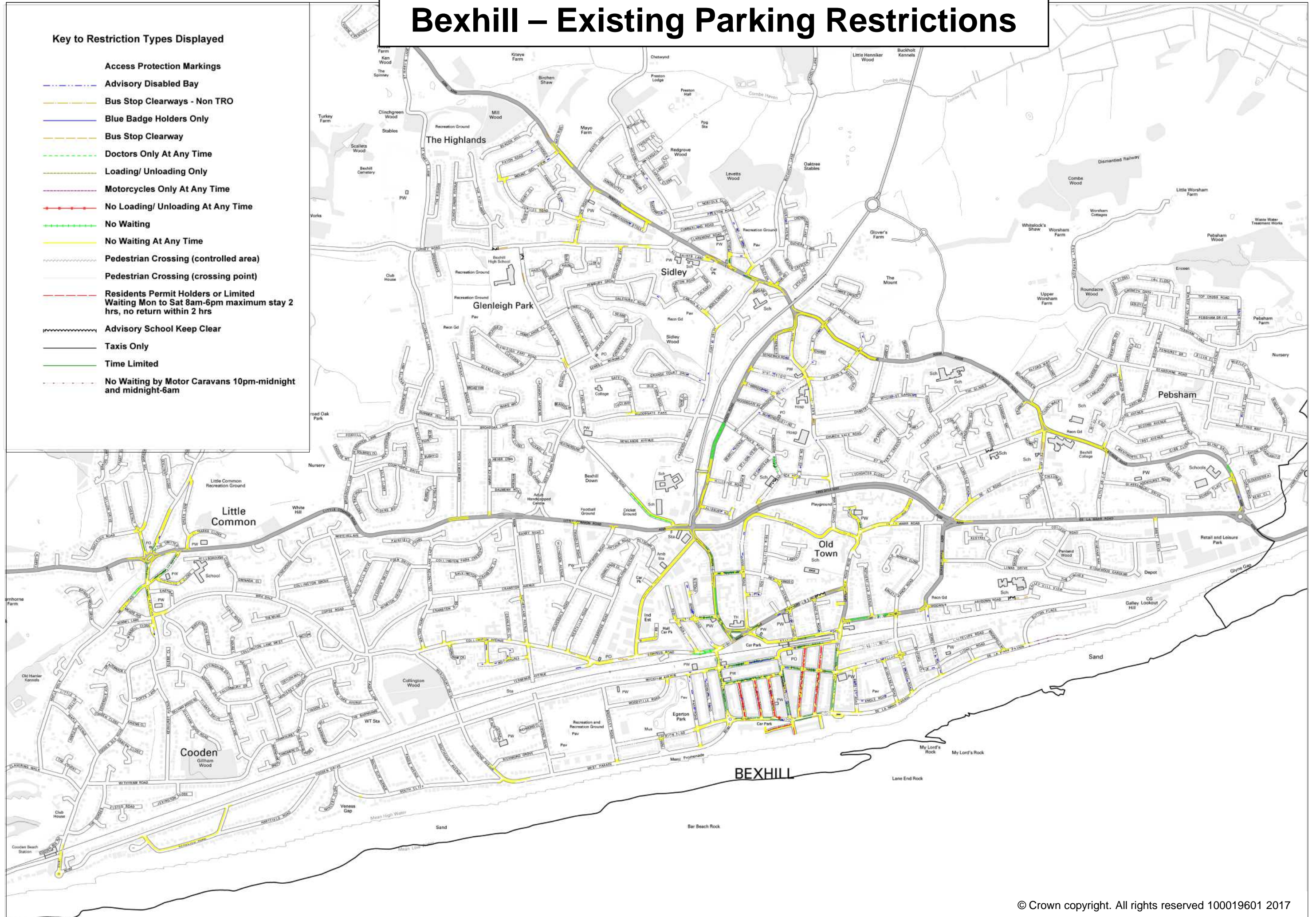
Rother District Existing Parking Restrictions



Bexhill – Existing Parking Restrictions

Key to Restriction Types Displayed

- Access Protection Markings**
- Advisory Disabled Bay
- Bus Stop Clearways - Non TRO
- Blue Badge Holders Only
- Bus Stop Clearway
- Doctors Only At Any Time
- Loading/ Unloading Only
- Motorcycles Only At Any Time
- No Loading/ Unloading At Any Time
- No Waiting
- No Waiting At Any Time
- Pedestrian Crossing (controlled area)
- Pedestrian Crossing (crossing point)
- Residents Permit Holders or Limited Waiting Mon to Sat 8am-6pm maximum stay 2 hrs, no return within 2 hrs
- Advisory School Keep Clear
- Taxis Only
- Time Limited
- No Waiting by Motor Caravans 10pm-midnight and midnight-6am



Rye and Camber Existing Parking Restrictions

Key to Restriction Types Displayed

Access Protection Markings

Bus Stop Clearways - Non TRO

Buses Only

Loading/ Unloading Only

No Loading/ Unloading 11am-3pm
by vehicles 7.5t and over

No Loading/ Unloading At Any Time

No Waiting

No Waiting At Any Time

Pedestrian Crossing (controlled area)

Pedestrian Crossing (crossing point)

Permit Holders or Limited Waiting Mon to
Sun 9am-6pm maximum stay 1 hours, no
return within 1 hour

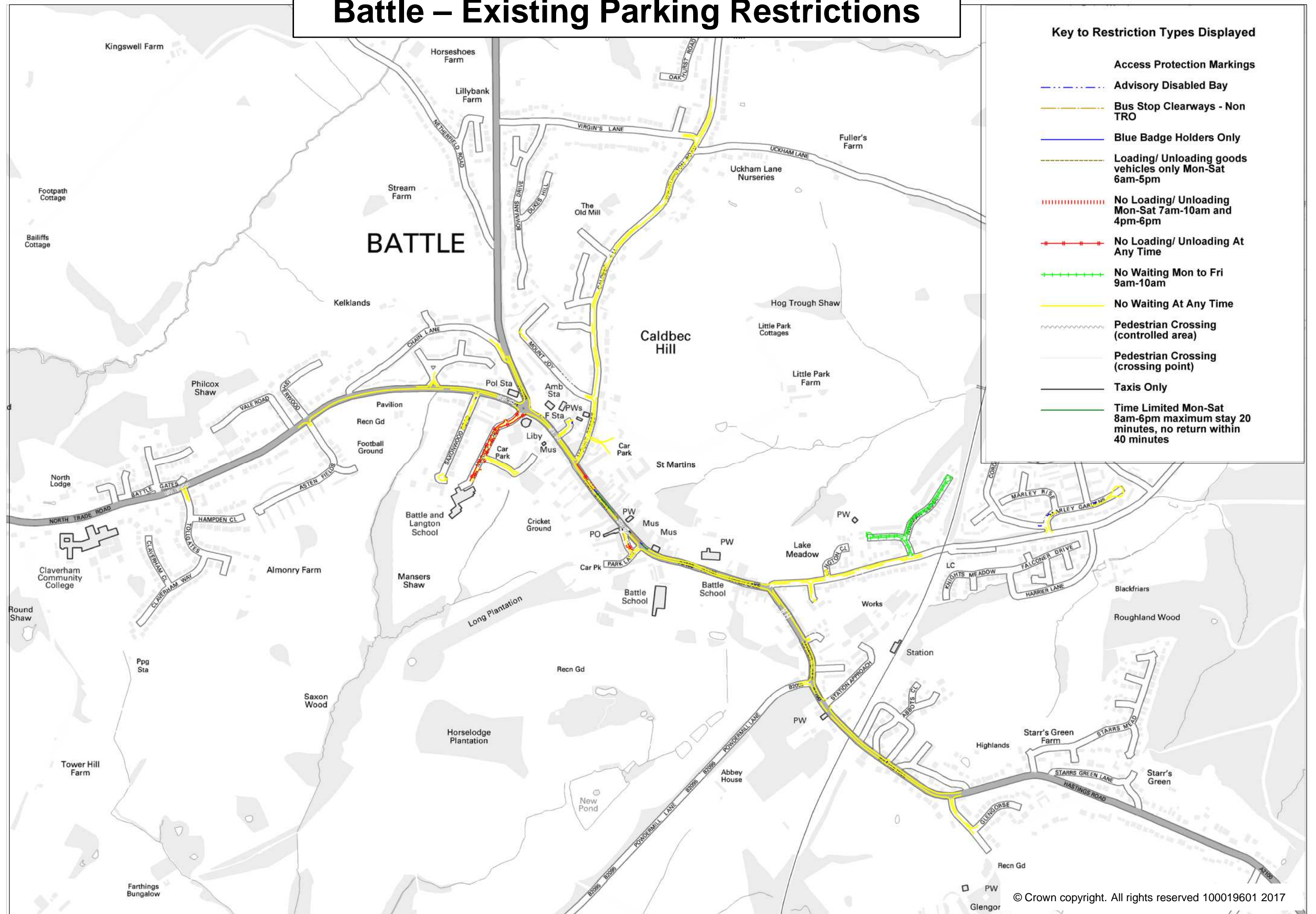
Residents Permit Parking Mon-Sat 8am-6pm

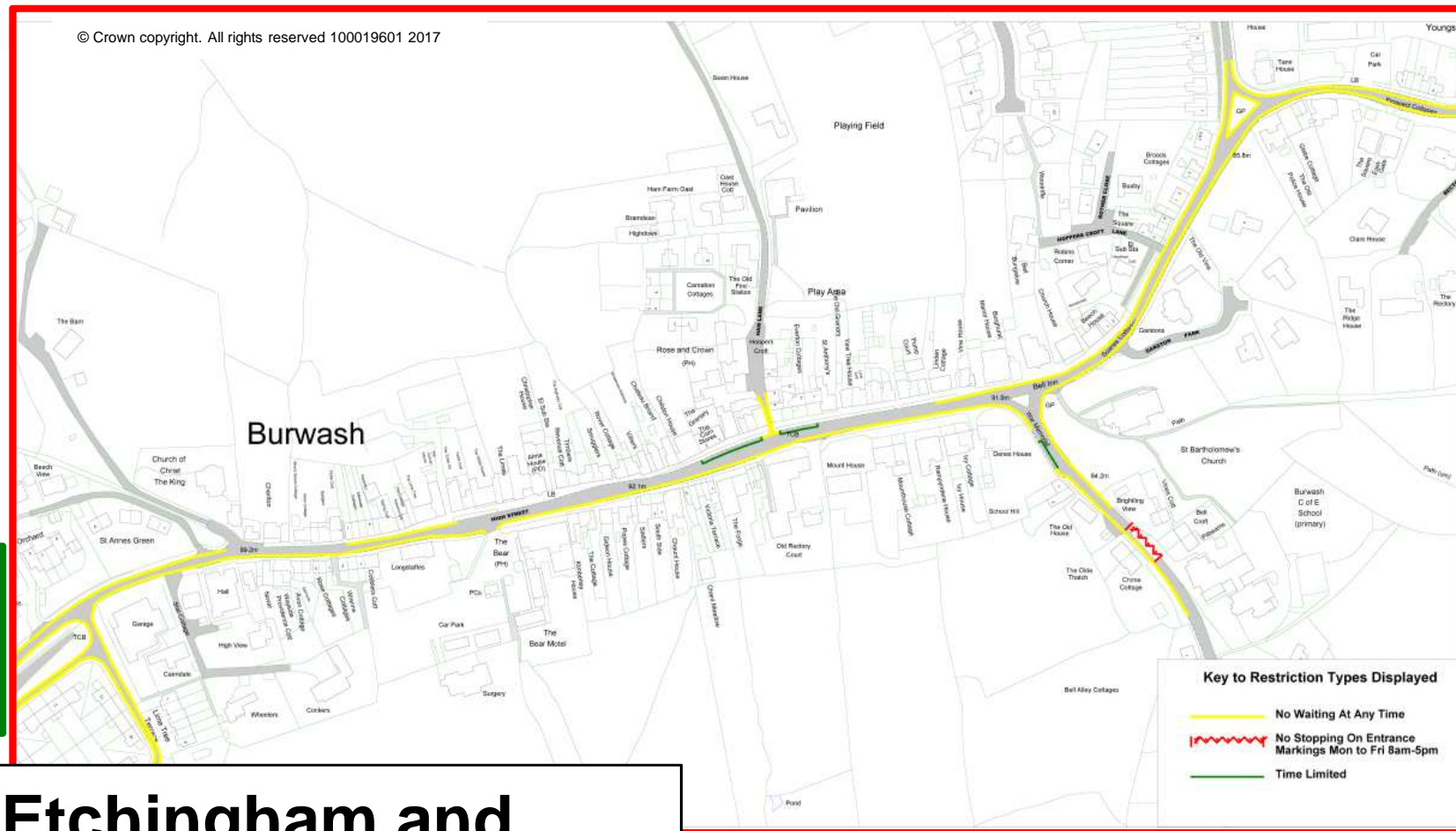
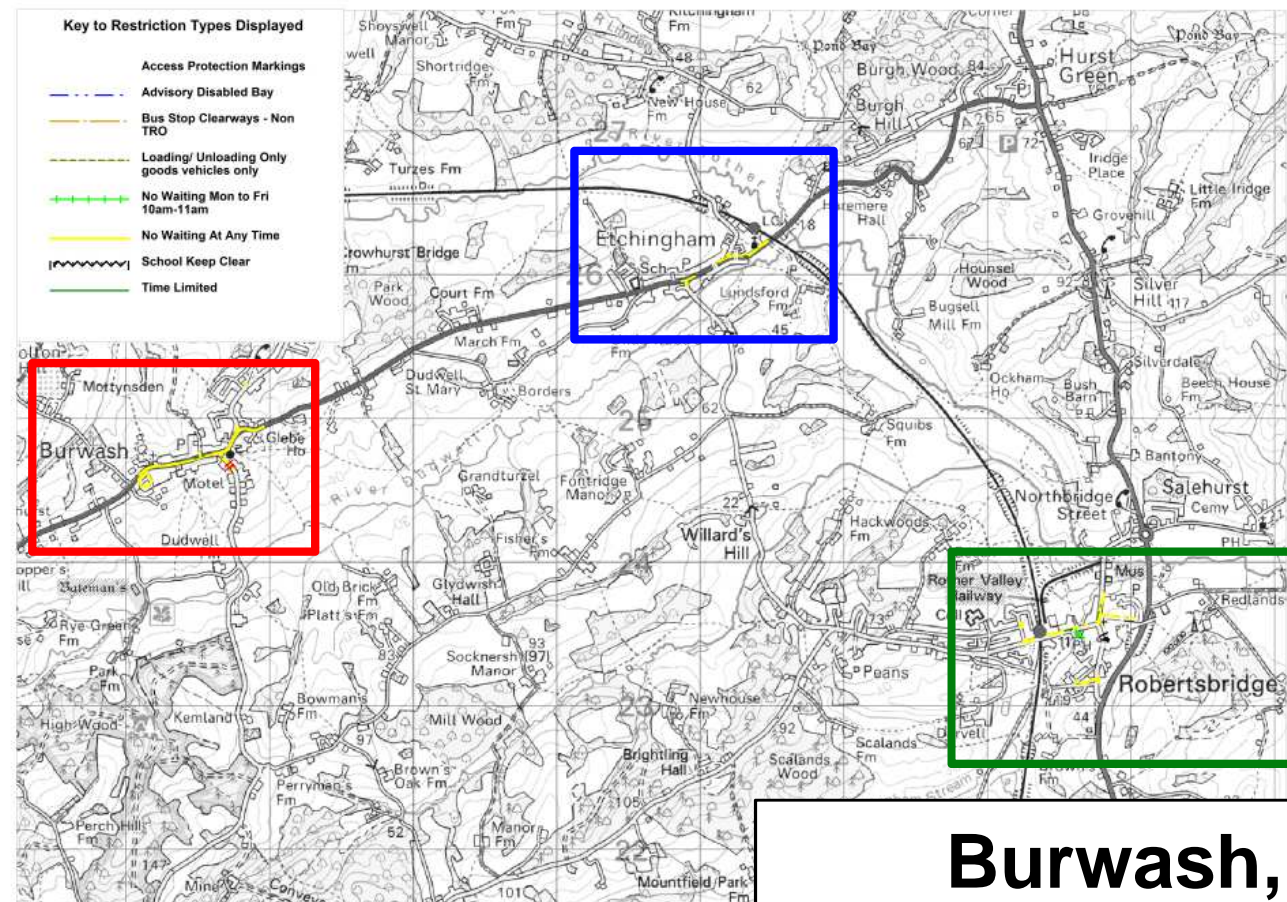
Advisory School Keep Clear

Time Limited

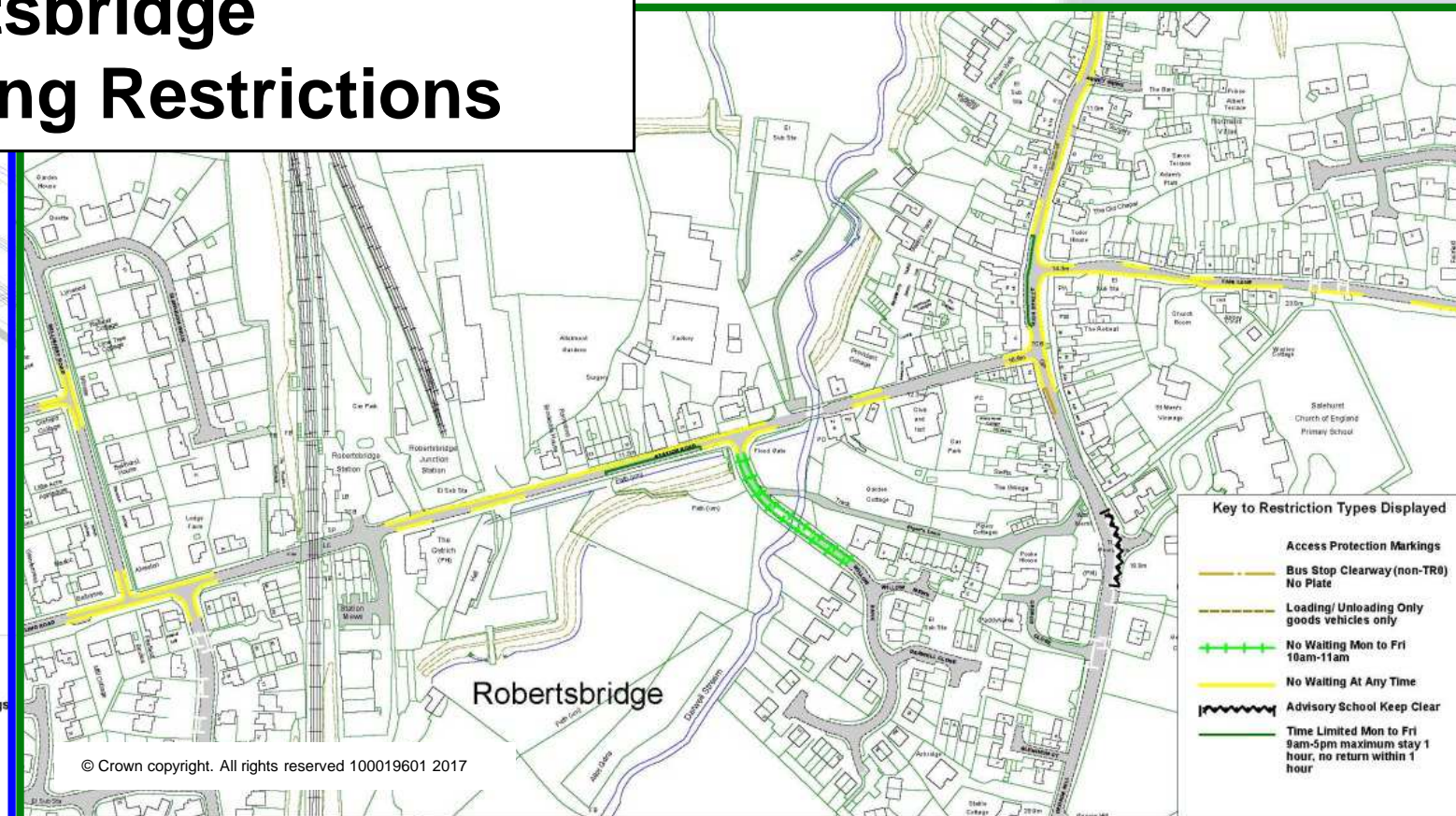
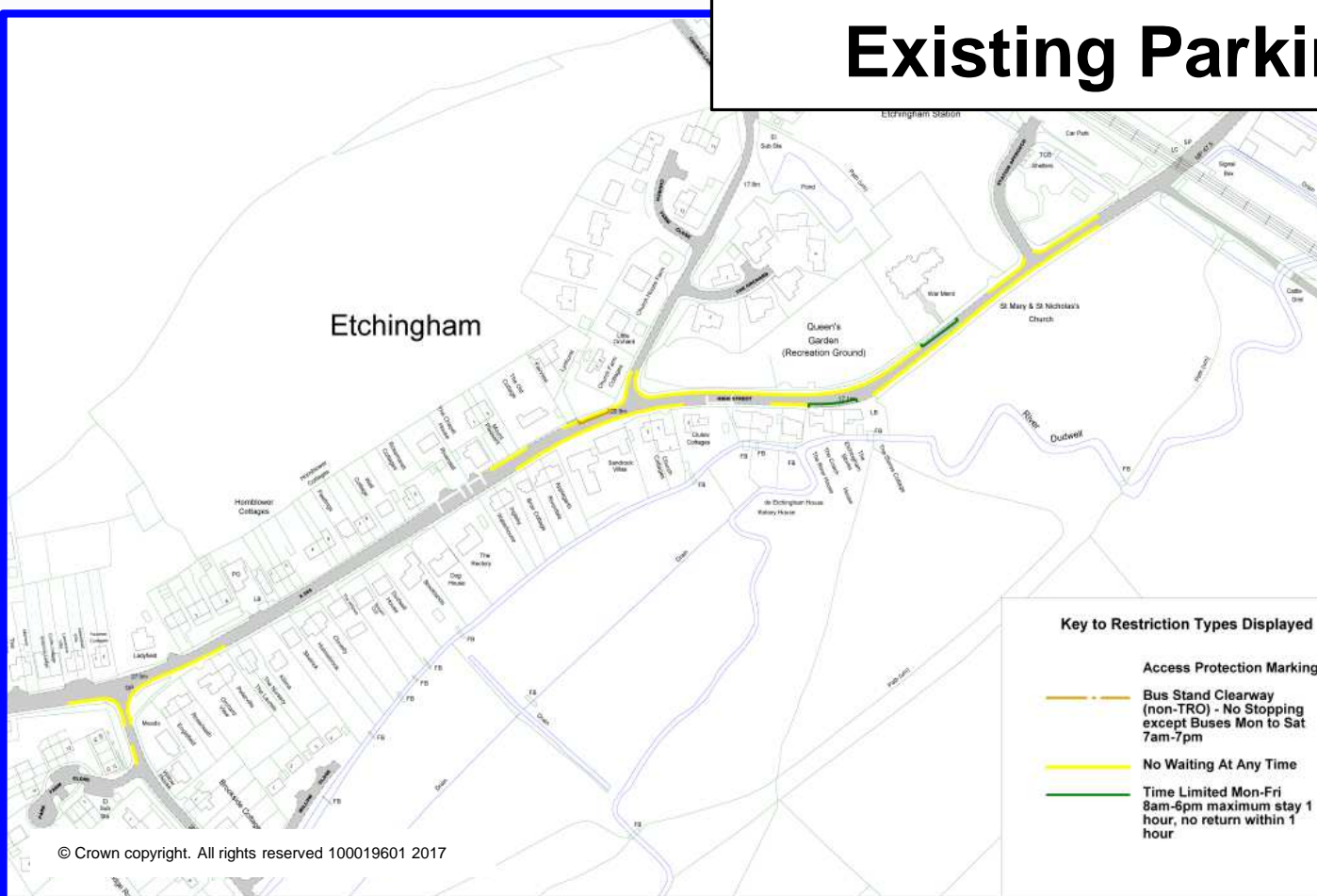


Battle – Existing Parking Restrictions





Burwash, Etchingham and Robertsbridge Existing Parking Restrictions



© Crown copyright. All rights reserved 100019601 2017

© Crown copyright. All rights reserved 100019601 2017

Parking Restrictions in Rother

Restriction length(m) by town									
Restriction type	Battle	Bexhill	Burwash	Camber	Etchingham	Robertsbridge	Rye	Rest of Rother	Rother District Total
No Loading/ Unloading	27								27
No Loading/ Unloading At Any Time	524	63					9		596
No Waiting	676	1162				176	1546		3560
No Waiting At Any Time	7318	22169	1692	3160	693	1620	11491	3160	51302
No Waiting by Motor Caravans		384							384
Total	8544	23779	1692	3160	693	1796	13046	3160	55870

Approximate number of controlled spaces by town									
Bay type	Battle	Bexhill	Burwash	Camber	Etchingham	Robertsbridge	Rye	Rest of Rother	Rother District Total
Blue Badge Holders Only	4	62							66
Doctors Only		5							30
Loading/ Unloading Only	2	17				1	1		252
Motorcycles Only		3							3
Permit Holders or Time Limited Parking							33		33
Resident Permits Only							9		52
Residents Permit Holders or Time Limited Parking		349							349
Taxis Only	3	19							22
Time Limited Parking	15	536	13		10	19	129		723

Note: excludes APMs, advisory disabled bays, school keep clears and bus stop/stand clearways

Requests and Action Spreadsheet

RDC = Rother District Council
RS = Road Safety
RDM = Rother District Councillor

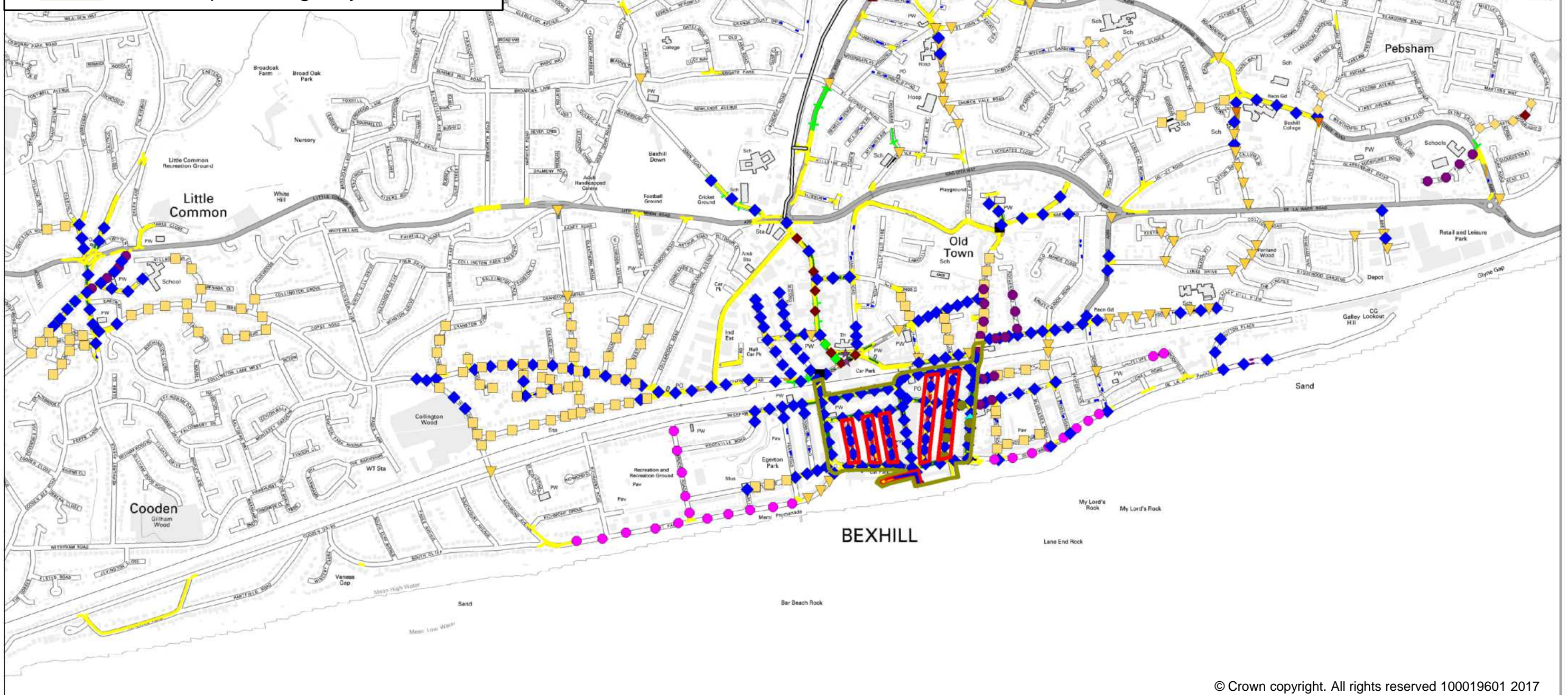
Polyname	Town	Log	RDC Cllr	ID	Location	Details	Summary	Request/ Possible Solution	Action
Bexhill 12	Bexhill	RDC		12	Little Common Roundabout area	ORANGE: Where restrictions apply but are rarely adhered to creating potentially dangerous areas due to restricted vision and pedestrian or vehicular passage.	Restrictions often abused creating potentially dangerous areas due to restricted vision and pedestrian or vehicular passage.	Enforcement	Enforcement
Bexhill 13	Bexhill	RDC		13	Seafront - West Parade and De La Warr Parade	Seafront and adjoining roads where large live abroad vehicles park for long periods of time limiting parking for users of Egerton Park and The Polegrove. No specific restrictions apply.	Large live abroad vehicles parking for long periods	Motor Caravan ban	Next review
Bexhill 14	Bexhill	RS		14	Cooden Drive/ Westcourt Dive	DYL at jw Westcourt Drive	DYL at junction	Yellow lines	Next review
Bexhill 15	Bexhill	RS		15	Lewis Avenue/ Hastings Road	DYL at junction	DYL at junction	Yellow lines	Next review
Bexhill 16	Bexhill	RS		16	Sutherland Avenue/ A259	DYL at junction	DYL at junction	Yellow lines	Next review
Bexhill 17	Bexhill	RS		17	Dorset Road/ De La Warr Road	DYL at junction	DYL at junction	Yellow lines	Next review
Bexhill 18	Bexhill	RS		18	A259 Ninfield Road	Extension to existing DYL south of Camperdown Street	Extension to existing DYL south of Camperdown Street	Yellow lines	Next review
Robertsbridge 5	Robertsbridge	RDM	Cllr Browne	RB5	Langham Road, Bellhurst Road, Brightling Road, Mill Rise	Commuters parking.	Commuters parking.	Commuter restrictions	Next review
Robertsbridge 6	Robertsbridge	RDM	Cllr Browne	RB6	Station Road	No enforcement of 2 hour bays.	No enforcement of 2 hour bays.	Enforcement	Enforcement
Robertsbridge 7	Robertsbridge	RDM	Cllr Browne	RB7	Fair Lane (south)	Shoppers on double yellow lines.	Shoppers on double yellow lines.	Enforcement	Enforcement
Robertsbridge 8	Robertsbridge	RDM	Cllr Browne	RB8	High Street at the junction of Station Road	Danger and congestion.	Danger and congestion.	Enforcement	Enforcement
Robertsbridge 9	Robertsbridge	RDM	Cllr Browne	RB9	George Hill	School drop off and pick up issues. Can't drive into school during pickup times	School drop off and pick up issues. Can't drive into school during pickup times	Parking Controls - School time	Next review
Robertsbridge 10	Robertsbridge	RDM	Cllr Browne	RB10	High Street	Parking in loading bay and on bend of High Street.	Parking in loading bay and on bend of High Street.	Enforcement	Enforcement
Salhurst 11	Salhurst	RDM	Cllr Browne	S1	Church lane at the junction of Beech House Lane	Popular pub and church events.	Popular pub and church events.	Parking Controls	Next review

Bexhill – Request Type and Locations

Request Type

- ▼ Bus Stop Clearways
- Change bay hours/ days
- ◆ Change bay max stay
- ◆ Disabled bay & doctors bay
- ◆ Echelon bays
- ◆ Enforcement
- footway/verge ban
- Loading provision
- ◆ Loading/ Footway ban
- More parking spaces
- Motor Caravan ban
- Parking Controls
- ◆ Parking Controls - School time
- Remove Yellow lines
- Resident Parking
- ★ Taxi rank
- ▼ Yellow lines

- Existing resident permit zone
- Resident permit eligibility area

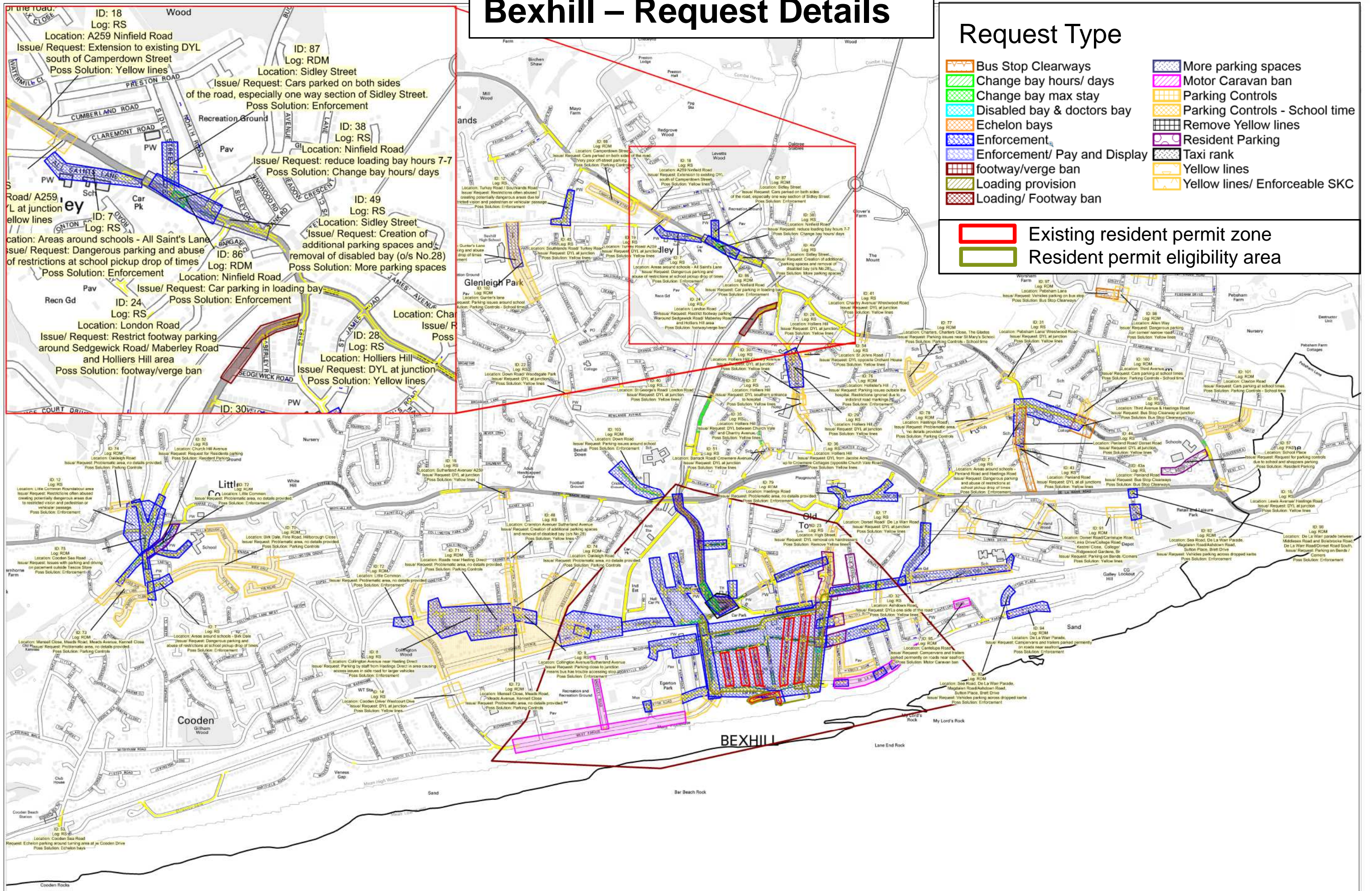


Bexhill – Request Details

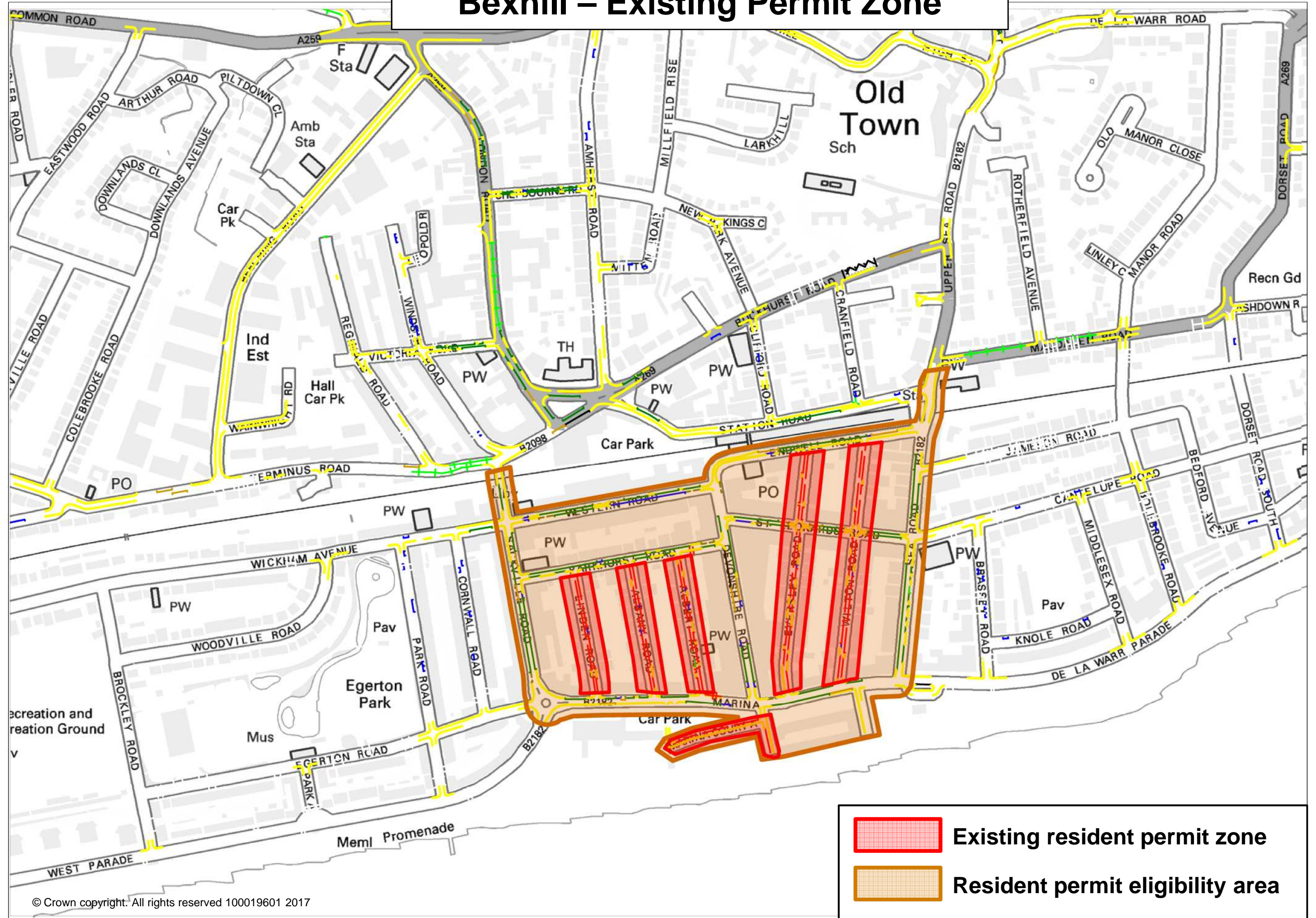
Request Type

- | | | | |
|--|------------------------------|--|--------------------------------|
| | Bus Stop Clearways | | More parking spaces |
| | Change bay hours/ days | | Motor Caravan ban |
| | Change bay max stay | | Parking Controls |
| | Disabled bay & doctors bay | | Parking Controls - School time |
| | Echelon bays | | Remove Yellow lines |
| | Enforcement | | Resident Parking |
| | Enforcement/ Pay and Display | | Taxi rank |
| | Footway/verge ban | | Yellow lines |
| | Loading provision | | Yellow lines/ Enforceable SKC |
| | Loading/ Footway ban | | |

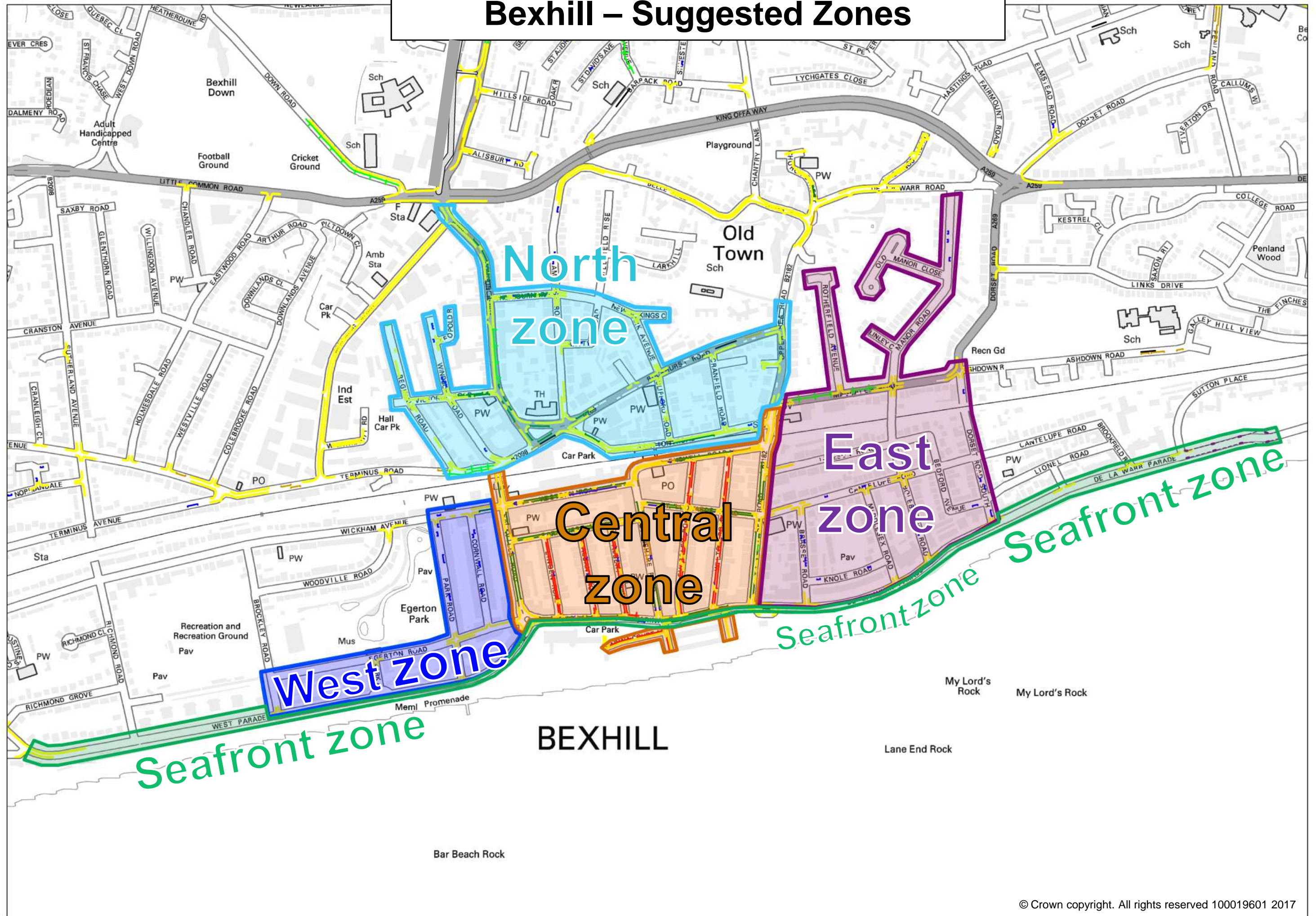
- Existing resident permit zone
- Resident permit eligibility area



Bexhill – Existing Permit Zone



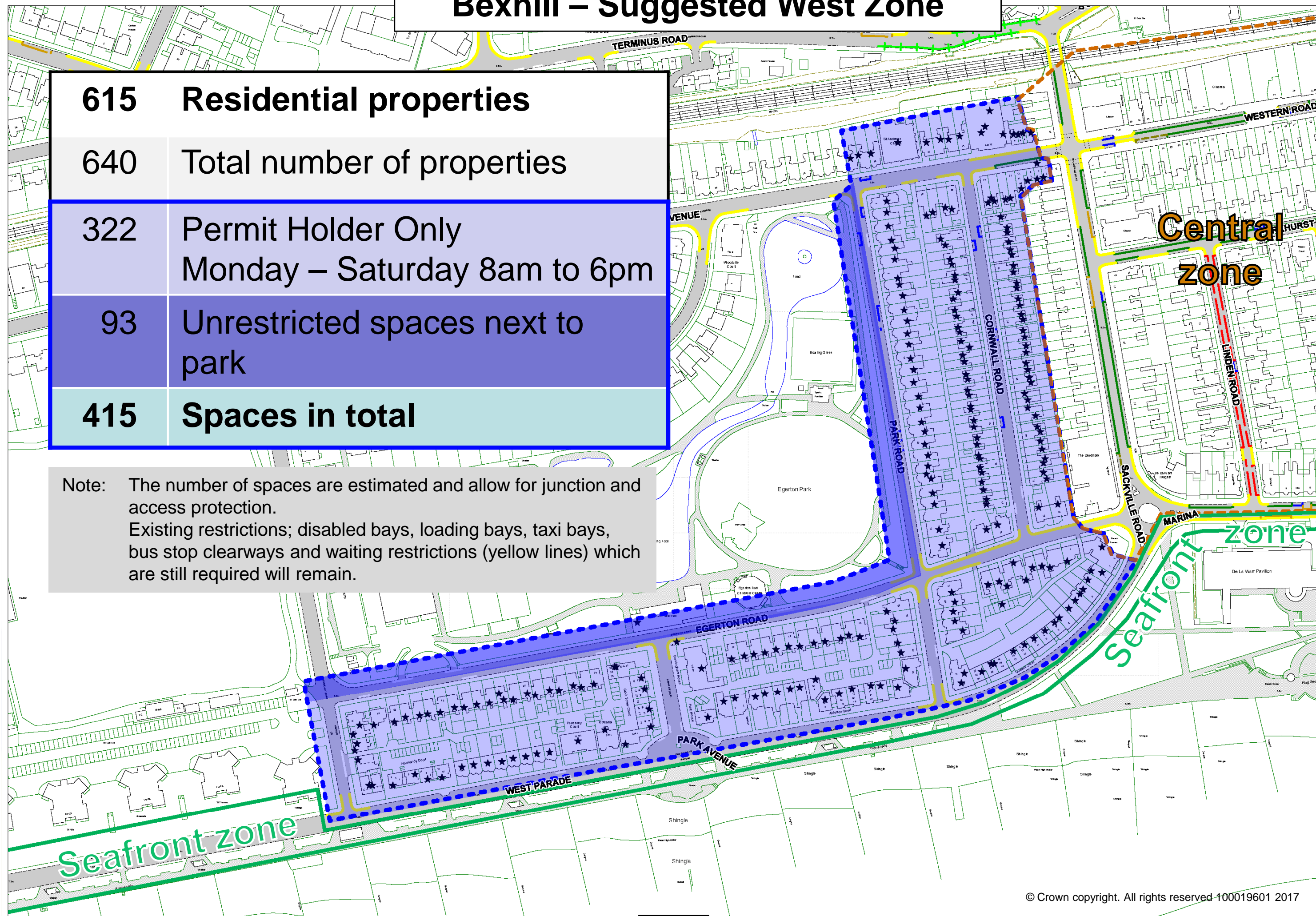
Bexhill – Suggested Zones



Bexhill – Suggested West Zone

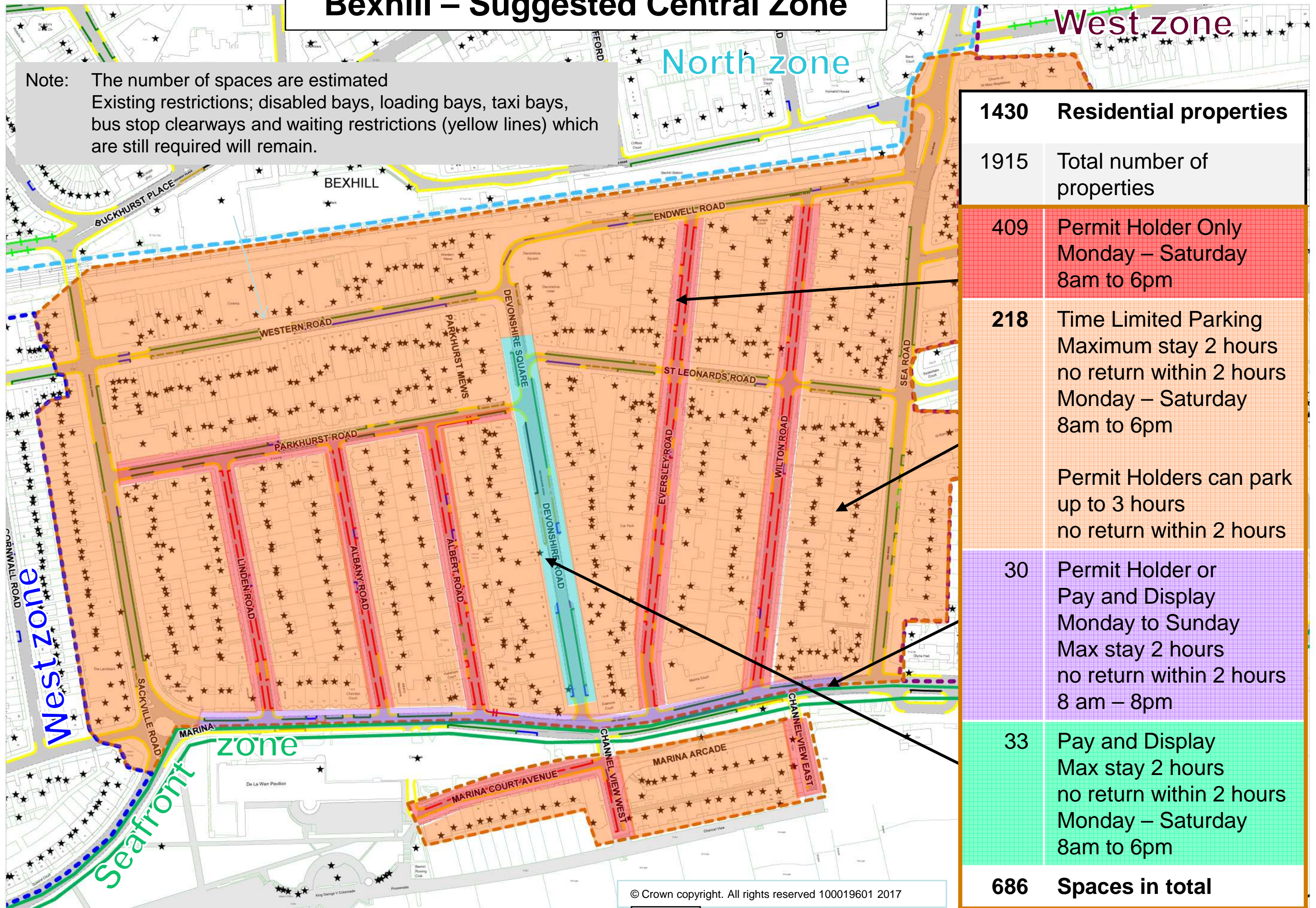
615	Residential properties
640	Total number of properties
322	Permit Holder Only Monday – Saturday 8am to 6pm
93	Unrestricted spaces next to park
415	Spaces in total

Note: The number of spaces are estimated and allow for junction and access protection.
Existing restrictions; disabled bays, loading bays, taxi bays, bus stop clearways and waiting restrictions (yellow lines) which are still required will remain.



Bexhill – Suggested Central Zone

Note: The number of spaces are estimated
Existing restrictions; disabled bays, loading bays, taxi bays,
bus stop clearways and waiting restrictions (yellow lines) which
are still required will remain.



1430 Residential properties

1915 Total number of properties

**409 Permit Holder Only
Monday – Saturday
8am to 6pm**

**218 Time Limited Parking
Maximum stay 2 hours
no return within 2 hours
Monday – Saturday
8am to 6pm**

Permit Holders can park
up to 3 hours
no return within 2 hours

**30 Permit Holder or
Pay and Display
Monday to Sunday
Max stay 2 hours
no return within 2 hours
8 am – 8pm**

**33 Pay and Display
Max stay 2 hours
no return within 2 hours
Monday – Saturday
8am to 6pm**

686 Spaces in total

© Crown copyright. All rights reserved 100019601 2017

Bexhill – Suggested East Zone



1221

**Residential
properties**

1260

**Total number of
properties**

730

**Permit Holder or
Time Limited
Parking
Maximum stay
2 hours
no return within
2 hours
Monday – Saturday
8am to 6pm**

Note: The number of spaces are estimated and allow for junction and access protection. Existing restrictions; disabled bays, loading bays, taxi bays, bus stop clearways and waiting restrictions (yellow lines) which are still required will remain.

Bexhill – Suggested North Zone

330 Residential properties

420 Total number of properties

93 Permit Holder or Pay and Display
Maximum stay 2 hours no return within 2 hours
Monday – Saturday 8am – 6pm

447 Permit Holder or Time Limited Parking
Maximum stay 2 hours no return within 2 hours
Monday – Saturday 8am – 6pm

Note: The number of spaces are estimated and allow for junction and access protection.
Existing restrictions; disabled bays, loading bays, taxi bays, bus stop clearways and waiting restrictions (yellow lines) which are still required will remain.

Bexhill – Suggested Seafront Zone Pay and Display

Pay and Display Bexhill Seafront
(617 spaces and 36 Pay & Display machines)
Monday to Sunday 8am to 6pm

Tariff

- Up to 7 minutes - 5p
- Up to 15 minutes - 10p
- Up to 30 minutes - 20p
- Up to 1 hour - 40p
- Up to 2 hours - 70p
- Up to 4 hours - £1.40
- Up to 6 hours or over - £2.00

March/May	June/Aug	Sept/Nov	Dec/Feb
92 days at 70%	92 days at 70%	91 days at 60%	90 days at 30%
£79,470	£79,470	£67,376	£33,318

Total income £259,634

Note: The number of spaces are estimated and allow for junction and access protection. Existing restrictions; disabled bays, loading bays, taxi bays, bus stop clearways and waiting restrictions (yellow lines) which are still required will remain.

Pay and Display Bexhill Seafront Central
(22 spaces and 2 Pay & Display machines)
Monday to Sunday 8am to 8pm
(2 hours no return within 2 hours)

Tariff

- Up to 5 minutes - 15p
- Up to 10 minutes - 30p
- Up to 15 minutes - 45p
- Up to 30 minutes - 90p
- Up to 1 hour - £1.70
- Up to 2 hours - £2.70

March/May	June/Aug	Sept/Nov	Dec/Feb
92 days at 70%	92 days at 70%	91 days at 60%	90 days at 30%
£22,952	£22,952	£19,459	£9,623

Total income £74,987

De La Warr Pavilion Car Park

- Up to 1 hr - £1.50
- Up to 2 hrs - £2.50
- Up to 3 hrs - £3.00
- Up to 5 hrs - £4.50
- Over 5 hrs - £5.00

Eversley Road Car Park

- Up to 1 hr - £1.50
- Up to 2 hrs - £3.00
- Up to 4 hrs - £4.50
- Over 4 hrs - £6.00

Seafront Zone (Central)

Seafront zone

Seafront zone

Bexhill – Suggested Central Zone Pay and Display

Note: The number of bays are estimated
Existing restrictions; disabled bays, loading bays, taxi bays,
bus stop clearways and waiting restrictions (yellow lines) which
are still required will remain.

Pay and Display Bexhill Devonshire Road
(33 spaces and 4 Pay & Display machines)
Monday to Saturday 8am to 6pm
(2 hours no return within 2 hours)

Tariff

Up to 7 minute - 5p
Up to 15 minutes - 10p
Up to 30 minutes - 20p
Up to 1 hour - 40p
Up to 2 hours - 80p

March/May	June/Aug	Sept/Nov	Dec/Feb
80 days at 60%	80 days at 80%	79 days at 60%	78 days at 30%
£6,336	£8,448	£6,257	£3,089

Total income £24,130

Eversley Road Car Park

Up to 1 hr - £1.50
Up to 2 hrs - £3.00
Up to 4 hrs - £4.50
Over 4 hrs - £6.00

Pay and Display Bexhill Central
(30 shared use spaces and
5 Pay & Display machines)
Monday to Sunday 8am to 6pm
(2 hours no return within 2 hours)

Tariff

5 minutes - 15p
10 minutes - 30p
15 minutes - 45p
30 minutes - 90p
1 hour - £1.70
2 hours - £2.70

De La Warr Pavilion Car Park

Up to 1 hr - £1.50
Up to 2 hrs - £2.50
Up to 3 hrs - £3.00
Up to 5 hrs - £4.50
Over 5 hrs - £5.00

March/May	June/Aug	Sept/Nov	Dec/Feb
92 days at 50%	92 days at 50%	91 days at 40%	90 days at 20%
£22,356	£22,356	£17,690	£8,748

Total income £71,150

Bexhill – Suggested North Zone Pay and Display

Note: The number of bays are estimated
Existing restrictions; disabled bays, loading bays, taxi bays, bus stop clearways and waiting restrictions (yellow lines) which are still required will remain.

Pay and Display Bexhill North
(93 spaces and 15 Pay & Display machines)
Monday to Saturday 8am to 6pm
(2 hours no return within 2 hours)

Tariff

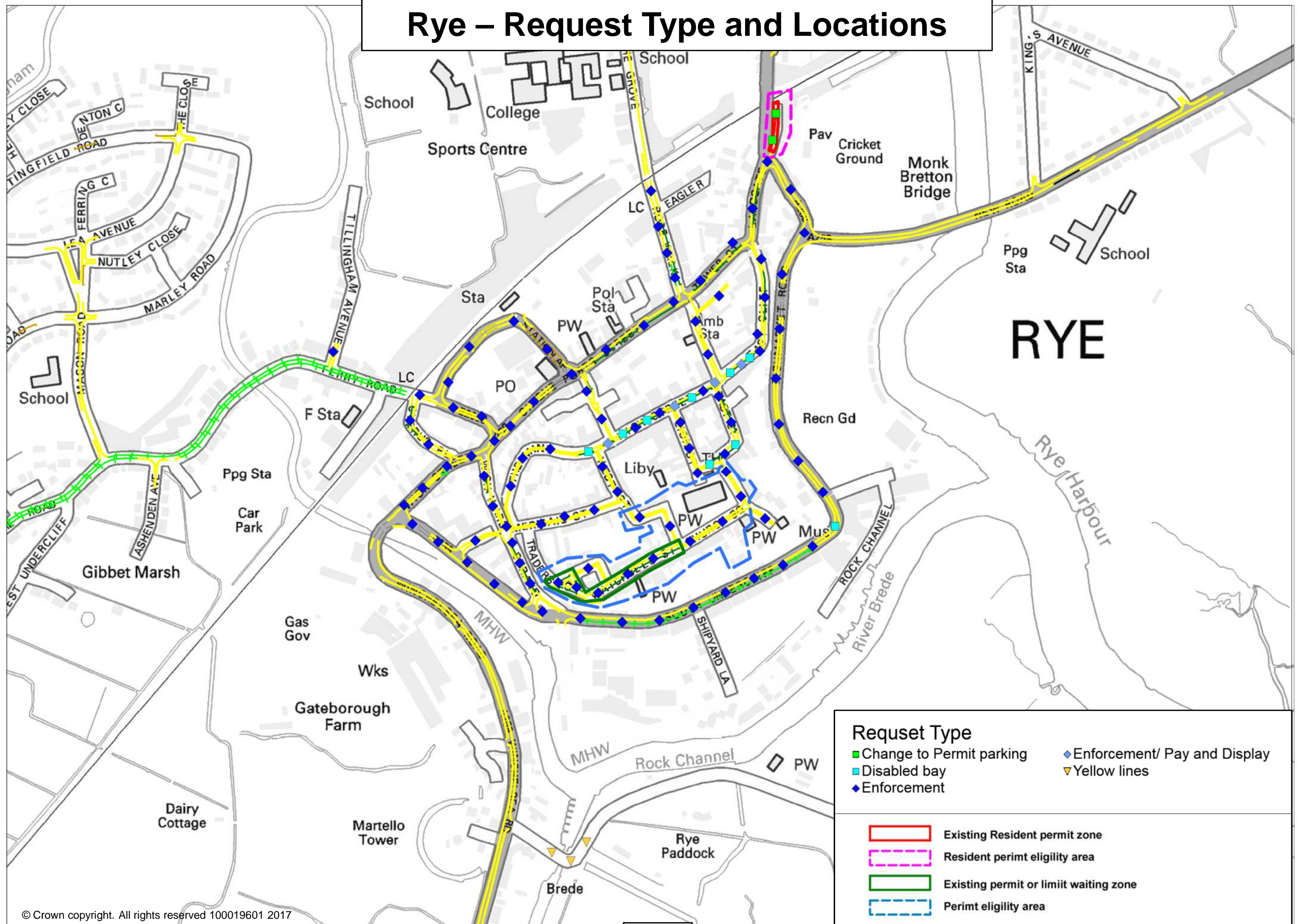
Up to 7 minutes - 5p
Up to 15 minutes - 10p
Up to 30 minutes - 20p
Up to 1 hour - 40p
Up to 2 hours - 80p

March/May	June/Aug	Sept/Nov	Dec/Feb
80 days at 60%	80 days at 80%	79 days at 60%	78 days at 30%
£17,856	£23,808	£17,633	£8,705

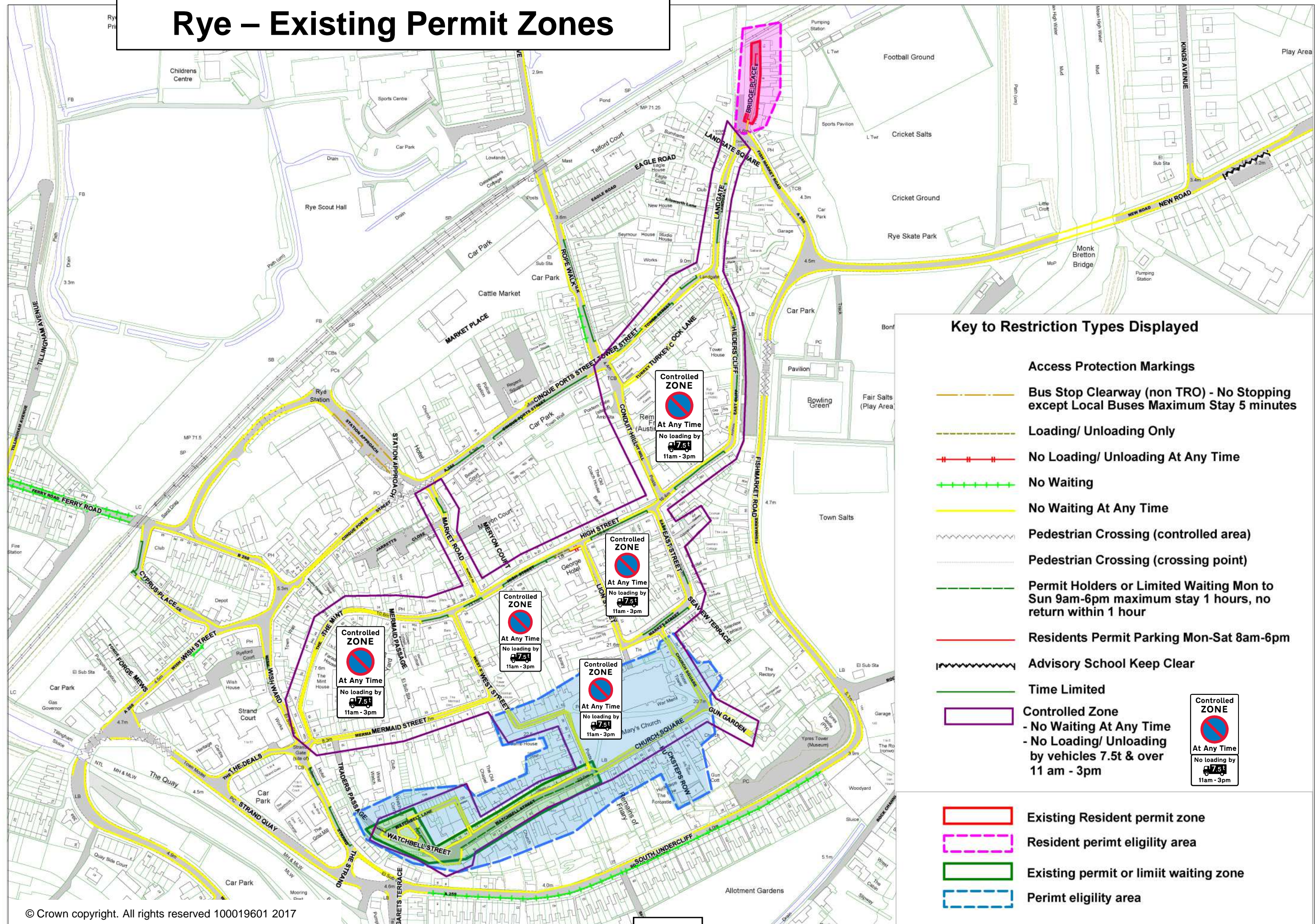
Total income £68,002

Wainwright Road Car Park
All day - £1.00

Rye – Request Type and Locations



Rye – Existing Permit Zones



Rye – Suggested Permit Zone Changes

Bridge Place Zone Resident Permit Holders only (no changes to zone)

13 Residential properties

9 Resident Permit Holders only
Monday – Saturday
8am to 6 pm

Note: The number of spaces are estimated
Existing restrictions; disabled bays, loading bays, taxi bays, bus stop clearways and waiting restrictions (yellow lines) which are still required will remain.

Citadel Zone Suggested change from Permit Holders or Time Limited Parking to Permit Holder Only

106 Residential properties

117 Total number of properties

33 Permit Holder Only
9am to 6pm

Rye – Suggested Pay and Display

Rye Swimming Pool Car Park

Up to 1 hr - £2.50
Up to 2 hrs - £3.50
Up to 4 hrs - £7.00
Over 4 hrs - £10.00

Note: The number of spaces are estimated and allow for junction and access protection. Existing restrictions; disabled bays, loading bays, taxi bays, bus stop clearways and waiting restrictions (yellow lines) which are still required will remain.

Gibbet Marsh Car Park (off map)

1st Oct to 31st March	1st Apr to 30th Sep
Up to 2 hrs - £1.50	Up to 2 hrs - £2.50
Over 2 hrs £3.00	Over 2 hrs £4.00

Cinque Ports Street & The Stand Car Parks

Up to 1 hr - £1.00
Up to 2 hrs - £2.00
Up to 4 hrs - £4.50
Over 4 hrs - £7.00

Bedford Place & Lucknow Place Car Parks

Up to 1 hr - £1.00
Up to 2 hrs - £2.00
Up to 4 hrs - £4.00
Over 4 hrs - £5.00

Suggested change of Time Limited Parking bays to Pay and Display bays

Pay and Display Rye (129 spaces and 19 Pay & Display machines) Monday to Saturday 8am to 6pm (average) (2 hours no return within 2 hours)

Tariff

Up to 7 minutes - 5p
Up to 15 minutes - 10p
Up to 30 minutes - 20p
Up to 1 hour - 40p
Up to 2 hours - 80p

Suggested new loading bay on Ferry Road

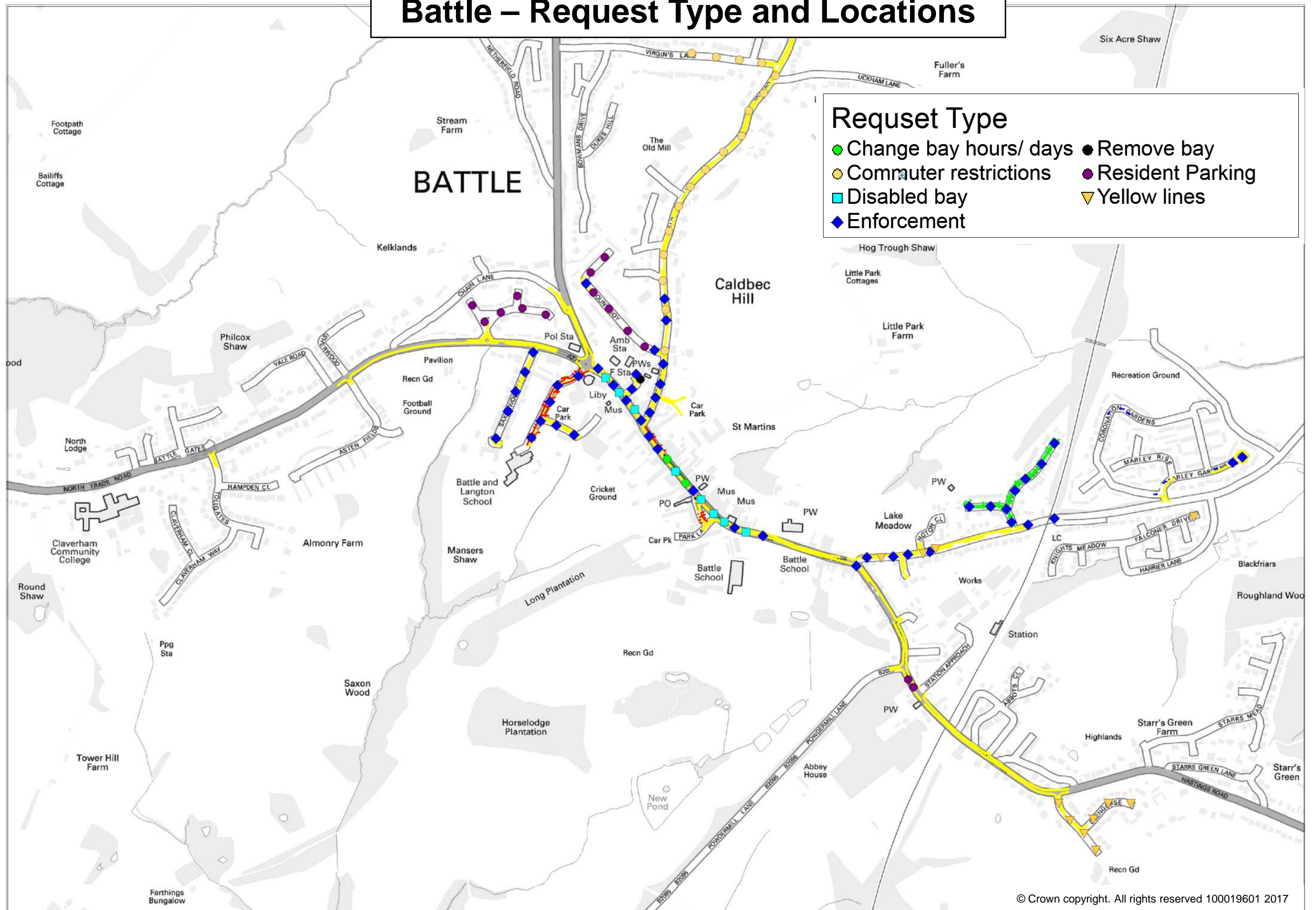
Winchelsea Road Car Park

Up to 1 hr - £1.00
Up to 2 hrs - £2.00
Up to 4 hrs - £3.00
Over 4 hrs - £5.00

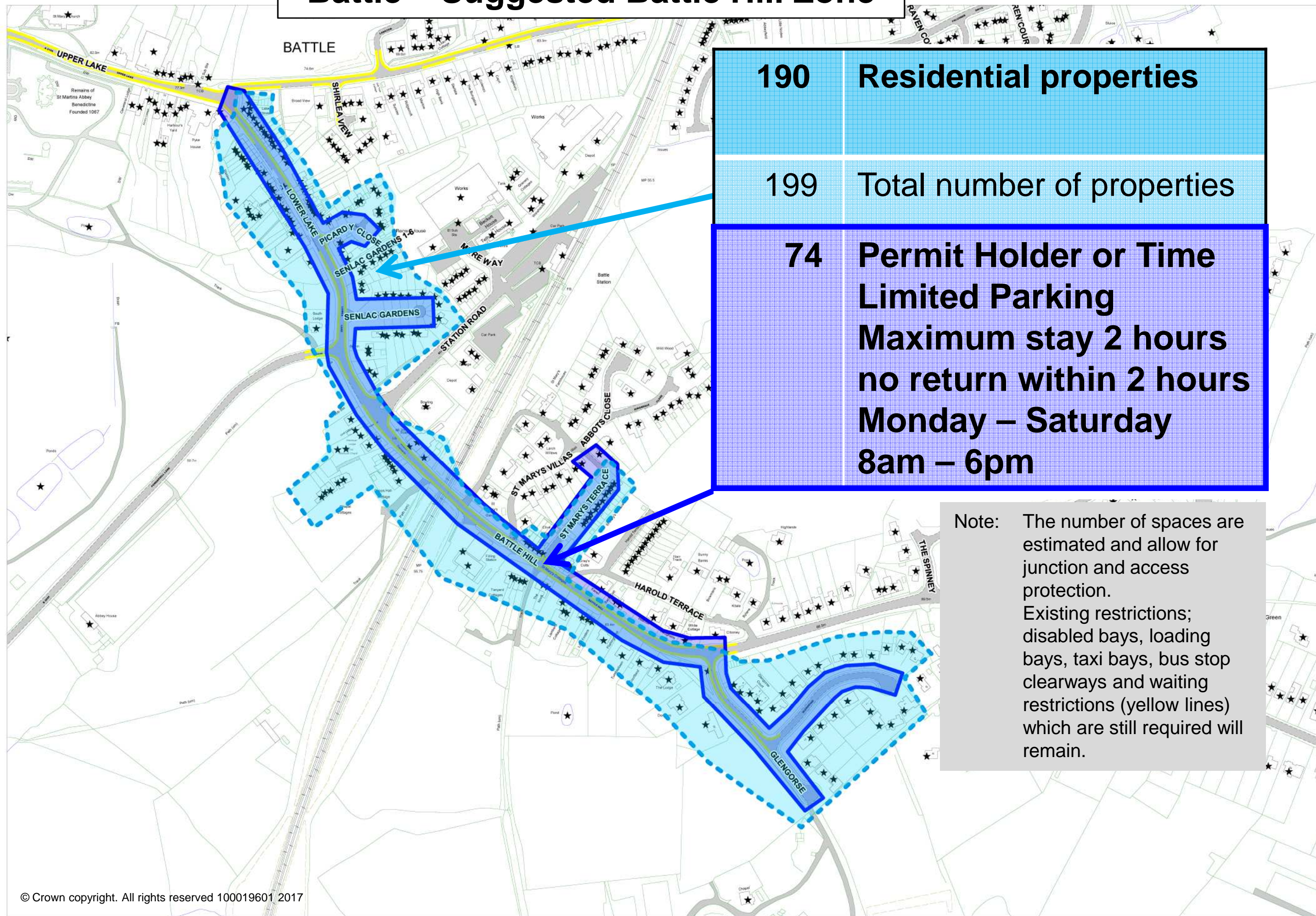
March/May	June/Aug	Sept/Nov	Dec/Feb
80 days at 60%	80 days at 70%	79 days at 60%	78 days at 30%
£24,768	£28,896	£24,458	£12,074

Total income £90,197

Battle – Request Type and Locations



Battle – Suggested Battle Hill Zone



Battle – Suggested Pay and Display

Mount Street Car Park

1 hr - £1.00
2 hrs - £2.00
4 hrs - £4.00
Over 4 hrs - £5.00

**Suggested change
of Time Limited Parking to
Pay and Display and an increase
from 20 mins to 30 mins**

Parking Bays Battle

(15 spaces and 2 Pay & Display machines)
Monday to Saturday 8am to 6pm
(30 minutes no return in 40 minutes)

Tariff

Up to 7 minutes - 5p
Up to 15 minutes - 10p
Up to 30 minutes - 20p

March/May	June/Aug	Sept/Nov	Dec/Feb
80 days at 70%	80 days at 70%	79 days at 60%	78 days at 30%
£3,360	£3,360	£2,844	£1,404

Total income £10,968

Upper Market Car Park

1 hr - £1.00
2 hrs - £2.00
4 hrs - £4.50

Lower Market Car Park

2 hr - £2.00
All day - £4.00

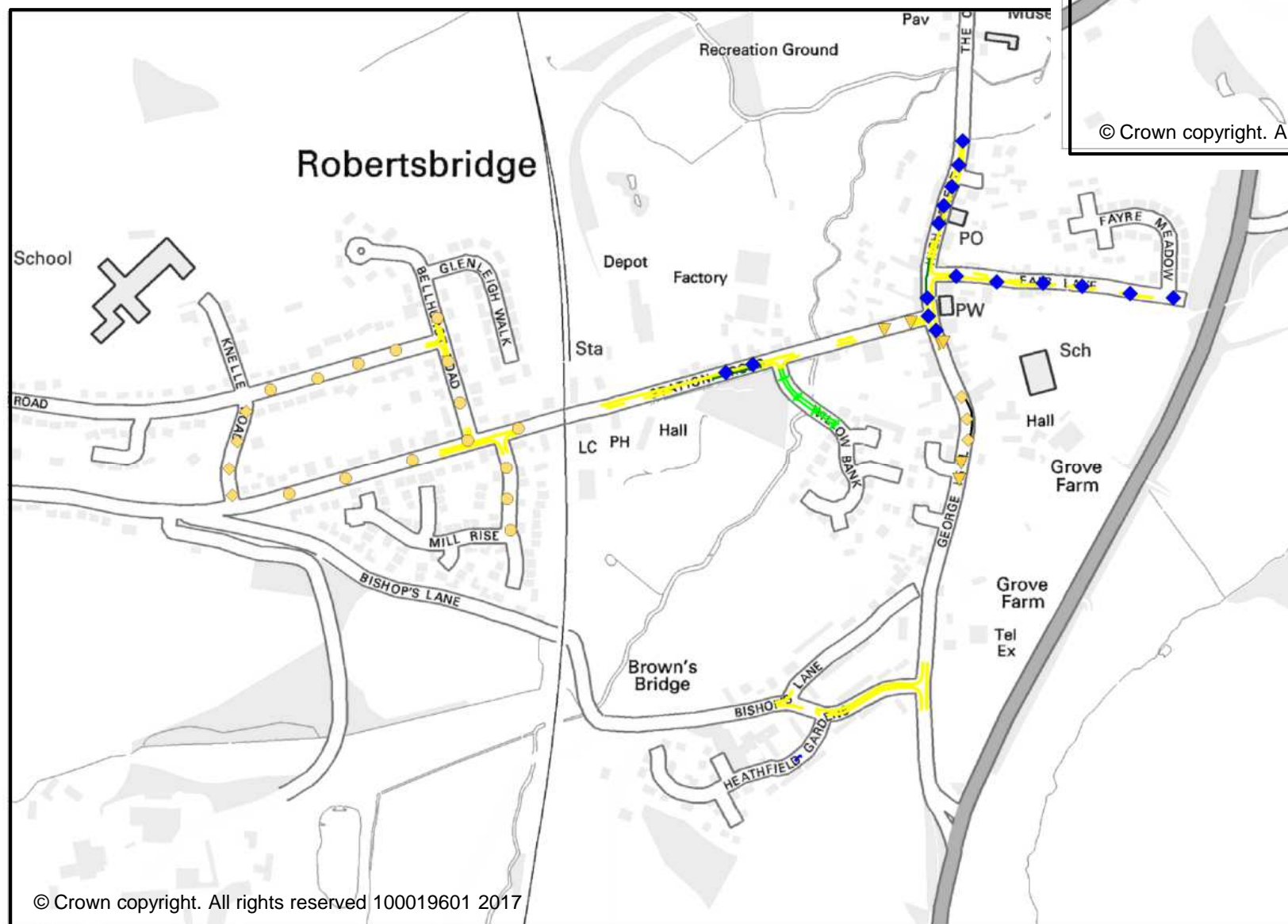
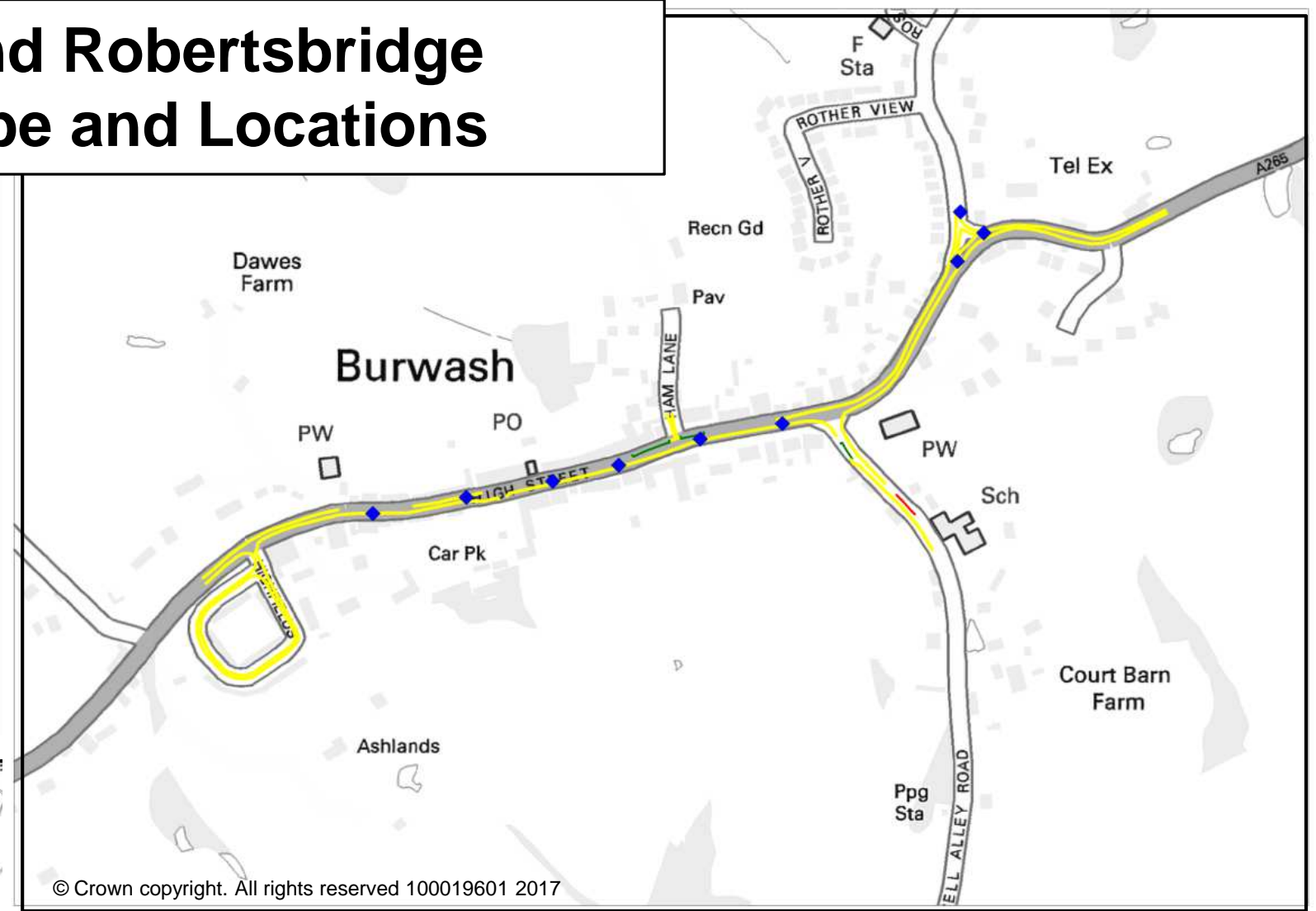
Battle Abbey Car Park

All day - £4.50
(Visitors £3.50 whilst site open)

Burwash and Robertsbridge Request Type and Locations

Request Type

- Commuter restrictions
- ◆ Enforcement
- ◆ Parking Controls - School time
- ▼ Yellow lines



Robertsbridge – Suggested Pay and Display

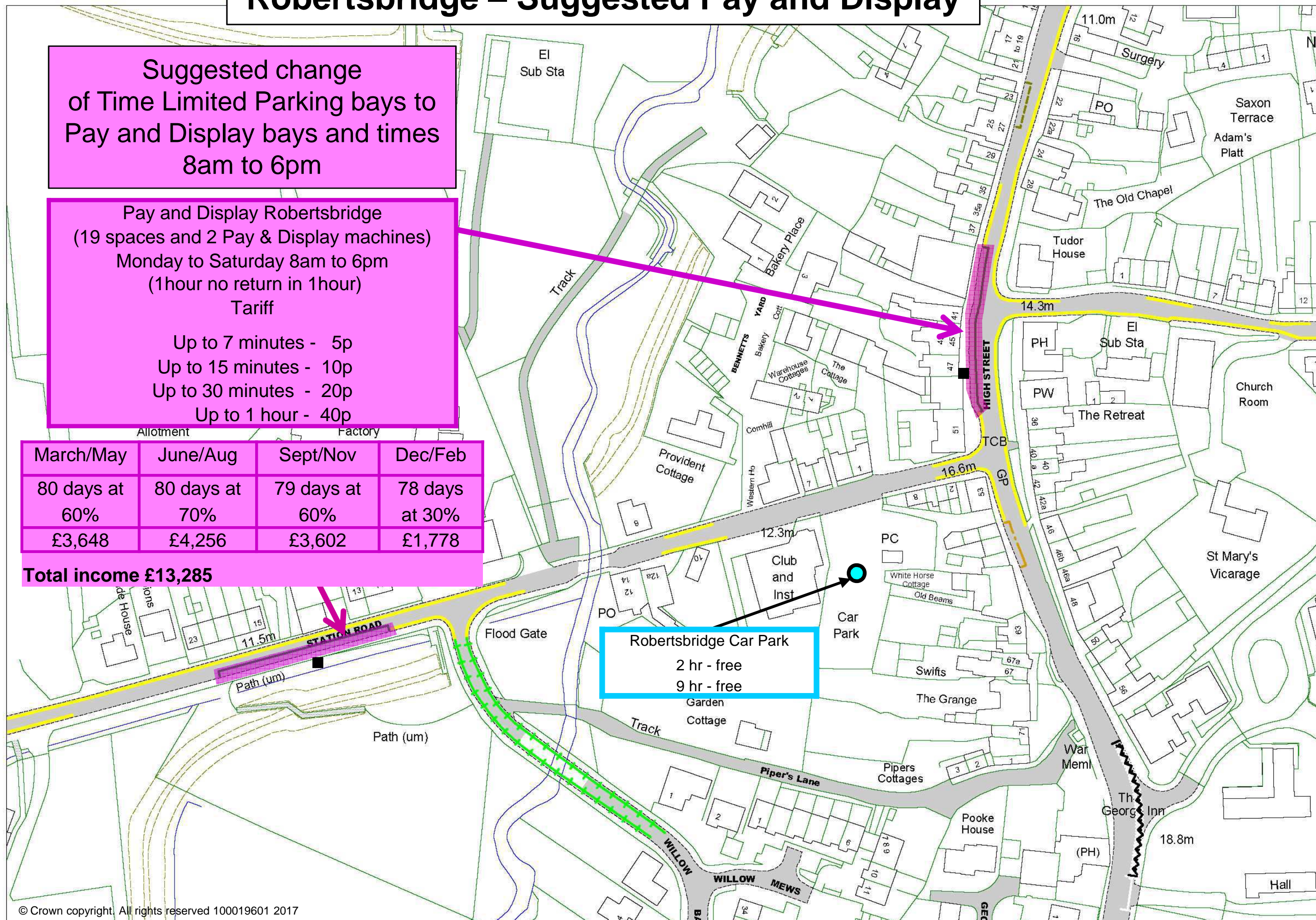
**Suggested change
of Time Limited Parking bays to
Pay and Display bays and times
8am to 6pm**

Pay and Display Robertsbridge
(19 spaces and 2 Pay & Display machines)
Monday to Saturday 8am to 6pm
(1hour no return in 1hour)
Tariff

Up to 7 minutes - 5p
Up to 15 minutes - 10p
Up to 30 minutes - 20p
Up to 1 hour - 40p

March/May	June/Aug	Sept/Nov	Dec/Feb
80 days at 60%	80 days at 70%	79 days at 60%	78 days at 30%
£3,648	£4,256	£3,602	£1,778

Total income £13,285



Analysis of potential costs and income for CPE in Rother

Set up and Running Costs

These are initial estimates based on current plans and costs. More detailed work would be required to finalise these figures once the proposals have been advertised and approved. If plans are modified significantly there may be an impact to costs and income.

Set up Costs	
Project Management	£85,000
Traffic Regulation Order Map based Review (stage 1) Spinal Point 22	£30,040
Officer from Rother on the project team	No cost to ESCC
Traffic Regulation Order Review and Planning (stage 2)	£30,040
ICT Costs	£10,000
Consultations, surveys and surgeries	£40,000
Signs and road markings	£40,000
Legal costs	Internal
Advertisements	£20,000
Pay & Display machines with installation (85)	£339,320
Set Up Costs	£594,400

Running costs	Yearly	Details
Operational expenditure (non- enforcement)	£70,000	Lines & Signs, Traffic Enforcement Centre, Parking and traffic regulations outside London, Maintenance contract
Contractor Enforcement	£221,857	6 Civil Enforcement Officers (employed) 1 Supervisor and 1 Senior 2 vehicles
Contractor Admin	£27,000	1 administration staff (based in East Sussex County Council library)
ESCC staff with £1,000 each of ICT costs	£108,000	3 (Full time equivalent)notice processing, Traffic Regulation Order, administration and a percentage of lead officers time (£15k)
Parking stationery	£40,000	Penalty Charge Notices, carriers and notices
Virtual resident permits (2036)	£3,970	£1.95 each
Visitor, trade, hotel and healthcare permits (2,400)	£480	(20p each)
Maintenance of P&D machines	£53,210	Maintenance (Including parts)
Cash collection	£75,893	Cash collection
Headline Running Costs	£600,410	Total (set up and year one running costs) £1,194,810

Income from PCNs, Permits and Pay & Display

Approximate income		
Permit Income	£50,900	Annual permits plus scratch cards
Penalty Charge Notice income	£71,500	Estimate (2,500 PCN's issued with average collection rates)
Pay and Display in Battle (15 spaces)	£10,968	
Pay and Display in Rye (129 spaces)	£90,197	
Pay and Display in Bexhill (795 spaces)	£497,902	
Pay and Display in Robertsbridge (19 spaces)	£13,285	
Potential annual income	£734,752	

Year 1 total set up and running costs £1,194,810

Year 2 onwards running costs £600,410

Projected operational surplus £134,341

Net surplus/deficit year 1	-£460,059
Net surplus/deficit year 2	-£325,717
Net surplus/deficit year 3	-£191,376
Net surplus/deficit year 4	-£57,035
Net surplus/deficit year 5	£77,307
Net surplus/deficit year 6	£211,648

Requirements and Timescales Rother CPE Project

Main Headings	Detailed actions and timescales to be added
Feasibility study	Early February 2017
Research of areas to identify possibilities and requirements of Civil Parking Enforcement	May 2017
Finalise initial review of main parking concerns and proposals	April 2017
Estimate set up and running costs and what level of charging would be required to offset these costs	April/May 2017
Develop draft outline of a suggested Civil Parking Enforcement scheme for Rother district	June 2017
Finalise timeline for implementation of Civil Parking Enforcement scheme	June 2017
Rother District Council Overview and Scrutiny Committee	
Rother District Council Full Council	
Agreement of East Sussex County Council Lead Member	
Consultation with Police and Highways Agency	
Public consultation exercise	
Obtain written agreements to Civil Parking Enforcement from all Agencies involved	
Notify Department of Transport of intention to apply for Civil Parking Enforcement and meet with them	
Review existing Traffic Regulation Orders for new areas	
Prepare consolidation/amendment orders as appropriate	
Ensure ParkMap is brought up to date (map based Traffic Regulation Orders)	
Arrange for lining and signing works where necessary	
Application to Department of Transport	
Establish additional resources required to manage scheme	
Have Traffic Regulation Orders agreed by Legal and advertised	
Arrange for publicity prior to go live date	

Parking Bay and Permit Definitions

Parking Bay Definitions

- **Pay and Display, Monday to Saturday 8am – 6pm**
Drivers must buy a ticket and display it in their vehicle or make a cashless payment to RingGo via phone, text, web or app. Outside of the days and times specified no restrictions apply and any vehicle can park without charge.
- **Permit Holder Only, Monday to Saturday 8am – 6pm**
Only permit holders can park. Outside of the days and times specified no restrictions apply and any vehicle can park.
- **Resident Permit Holder Only, Monday to Saturday 8am – 6pm**
Only resident permit holders can park. Outside of the days and times specified no restrictions apply and any vehicle can park.
- **Time Limited Parking, maximum stay 2 hours, no return within 2 hours, Monday to Saturday 8am – 6pm**
Vehicles can park without charge for up to two hours and vehicles cannot return to the same area within two hours. Outside of the days and times specified no restrictions apply and any vehicle can park without time limit.
- **Permit Holder or Pay and Display, maximum stay 2 hours, no return within 2 hours, Monday to Saturday 8am – 6pm**
Vehicles must either have a valid permit or pay and display ticket or make a cashless payment to RingGo via phone, text, web or app. Pay and display parking is limited to two hours and vehicles cannot return to the same area within two hours. Permit holders can park without time limit. Outside of the days and times specified no restrictions apply and any vehicle can park without charge or time limit.
- **Permit Holder or Time Limited Parking, maximum stay 2 hours, no return within 2 hours, Monday to Saturday 8am – 6pm**
Permit holders can park without time limit. Other vehicles can park without charge for up to two hours and vehicles cannot return to the same area within two hours. Outside of the days and times specified no restrictions apply and any vehicle can park without time limit.
- **Time Limited Parking Max stay, maximum stay 2 hours, no return within 2 hours Monday to Saturday 8am – 6pm, Permit Holders can park up to 3 hours no return within 2 hours**
Vehicles can park without charge for up to two hours and vehicles cannot return to the same area within two hours. Permit holders can park for up to three hours and vehicles cannot return to the same area within two hours. Outside of the days and times specified no restrictions apply and any vehicle can park without time limit.

Permit Definitions

- **Resident permit**
A permit for residents living within a defined area
- **Visitor permit**
A permit for residents living within a defined area to give to their visitors
- **Business permit**
A permit for business based within a defined area

Incremental Tariff Structures

Bexhill Central & Seafront Central				Bexhill Seafront				All Other			
Maximum Stay Up to 2 hours								Maximum Stay Up to 2 hours			
Up to 5 Minutes	15p			Up to 7 Minutes	5p			Up to 7 Minutes	5p		
Up to 10 Minutes	30p			Up to 15 Minutes	10p			Up to 15 Minutes	10p		
Up to 15 Minutes	45p			Up to 30 Minutes	20p			Up to 30 Minutes	20p		
Up to 30 Minutes	90p			Up to 1 hour	40p			Up to 1 hour	40p		
Up to 1 hour	£1.70			Up to 2 hours	70p			Up to 2 hours	80p		
Up to 2 hours	£2.70			Up to 4 hours	£1.40						
				Up to 6 hours or over	£2.00						
Cost	Time in Minutes	Cost	Time in Minutes	Cost	Time in Minutes	Cost	Time in Minutes	Cost	Time in Minutes	Cost	Time in Minutes
5p	2	£1.75	63	5p	7	£1.45	250	5p	7		
10p	3	£1.80	66	10p	15	£1.50	260	10p	15		
15p	5	£1.85	69	15p	23	£1.55	270	15p	23		
20p	7	£1.90	72	20p	30	£1.60	280	20p	30		
25p	8	£1.95	75	25p	38	£1.65	290	25p	38		
30p	10	£2.00	78	30p	45	£1.70	300	30p	45		
35p	12	£2.05	81	35p	53	£1.75	310	35p	53		
40p	13	£2.10	84	40p	60	£1.80	320	40p	60		
45p	15	£2.15	87	45p	70	£1.85	330	45p	68		
50p	17	£2.20	90	50p	80	£1.90	340	50p	75		
55p	18	£2.25	93	55p	90	£1.95	350	55p	83		
60p	20	£2.30	96	60p	100	£2.00	360	60p	90		
65p	22	£2.35	99	65p	110			65p	98		
70p	23	£2.40	102	70p	120			70p	105		
75p	25	£2.45	105	75p	129			75p	113		
80p	27	£2.50	108	80p	137			80p	120		
85p	28	£2.55	111	85p	146						
90p	30	£2.60	114	90p	154						
95p	32	£2.65	117	95p	163						
£1.00	34	£2.70	120	£1.00	171						
£1.05	36			£1.05	180						
£1.10	38			£1.10	189						
£1.15	39			£1.15	197						
£1.20	41			£1.20	206						
£1.25	43			£1.25	214						
£1.30	45			£1.30	223						
£1.35	47			£1.35	231						
£1.40	49			£1.40	240						
£1.45	51										
£1.50	53										
£1.55	54										
£1.60	56										
£1.65	58										
£1.70	60										