

# Budget Summary 2022/23

Revenue Budget 2022/23

Medium Term Financial Plan 2022/23 to 2024/25

Capital Programme to 2031/32

# DRAFT

# Contents

	Page		Page
<b>Introduction</b>	<b>3</b>	<b>Capital Programme to 2031/32</b>	<b>28 to 35</b>
		Introduction	
		Summary of Departmental Spending & Resources	
<b>Medium Term Financial Planning</b>	<b>4 to 6</b>	Adult Social Care	
		Business Services	
		Children's Services	
		Communities Economy and Transport	
<b>Resources</b>	<b>7 to 10</b>		
Funding / spending power			
Council Tax in East Sussex			
Specific and Special Grant Funding			
		<b>Reserve balances</b>	<b>36</b>
<b>Revenue Budget Summary</b>	<b>11 to 19</b>	<b>Explanation of key terms</b>	<b>37</b>
ESCC Budget			
Gross Budget to Net Budget			
Departmental Budget Movements - prior years			
Gross & Net Revenue Budgets Charts			
Budget Changes 2021/22 to 2022/23			
Subjective Analysis			
<b>Revenue Budgets</b>	<b>20 to 27</b>		
Adult Social Care			
Public Health			
Business Services / Orbis			
Children's Services			
Communities Economy and Transport			
Governance Services			

Further information can also be obtained from our website:  
[eastsussex.gov.uk](http://eastsussex.gov.uk)

or by writing to:  
Ian Gutsell  
Chief Finance Officer  
East Sussex County Council  
County Hall, St Anne's Crescent  
Lewes  
East Sussex BN7 1UE  
or by email to:  
[finance@eastsussex.gov.uk](mailto:finance@eastsussex.gov.uk)

# Chief Finance Officer's Foreword

## Introduction

This budget summary provides detail on the 2022/23 revenue budget and the Capital Programme to 2031/32. It gives analysis of expenditure by type and also by accountability, along with detail of our resources to finance that expenditure. The summary provides a useful source of information for Council officers, elected members and the public alike.

## The 2022/23 Approved Budget

In 2022/23 the Council (including schools) will spend £921.4m to deliver services to the people of East Sussex, with a further £101.9m of investment in infrastructure and assets through its capital programme. The Council's stated priorities outcomes are:-

- Driving Sustainable Economic Growth;
- Helping people to help themselves;
- Keeping vulnerable people safe; and
- Making the best use of resources in the short and long term.

## Revenue Budget

The Spending Review 2021, announced in October 2021, provided 3 year high level funding totals across a number of service areas. The Provisional Local Government Settlement, announced on 16 December 2021, whilst providing more funding than our planning assumptions had modelling, was largely a one year settlement. The uncertainty of future funding continues. In setting the balanced budget for 2022/23, no additional savings to those identified in previous years have been sought - £1.2m will be delivered in 2022/23, out of the £2.6m to be delivered over the Medium Term Financial Plan (MTFP) period. In addition, £5.175m from the new Services Grant has been set aside for investment opportunities that will be identified during 2022/23; whilst a new Adult Social Care Reform Reserve has been set up to support the management of the financial risks associated with changes to social care in the coming years.

In setting a balanced budget for 2022/23, there still remains an deficit on the MTFP of £9.6m by 2024/25. There remain significant uncertainties which may have an impact:

- What will be the announcement of Funding Reform when implemented from 2023/24?
- What will happen with regard to the Business Rates system, particularly as Business Rates Retention seems to be off the table?
- How will the Levelling Up agenda impact?
- How long will inflation remain comparatively high and what impact will this have on services?
- What financial impact will the reforms to Adult Social Care and Children's Services have in the coming years?
- What pressures will arise as the climate change agenda moves forward?
- What are long term implications of the pandemic?

## **Chief Finance Officer's Foreword (cont'd)**

### **Capital Programme**

The planned programme aligned to the Capital Strategy to 2042/43 has been reviewed and extended to maintain a 10 year planned programme. Work has been completed to reset priorities and present realigned targeted basic need capital investment to maintain capital assets, deliver core services to the residents of East Sussex, as well as to support carbon reduction targets.

The programme to 2031/32 is £752.9m gross. The projected income to fund the programme is £379.2m, leaving a potential borrowing requirement of £373.6m. The programme includes increased investment in: Highways roads maintenance of £31m, Highways structures and street lighting of £10.8m, Special Educational Needs school provision of £19m and £6m to support Climate Emergency works.

**Ian Gutsell**

**Chief Finance Officer**

**February 2022**

# Medium Term Financial Planning

£'m	2021/22 Budget	2022/23 Estimate	2023/24 Estimate	2024/25 Estimate
<b>TAXATION &amp; GOVERNMENT FUNDING</b>				
Council Tax	(305.914)	(14.890)	(4.160)	(10.482)
Adult Social Care Precept	(4.486)	(7.840)	(3.284)	(3.412)
Business Rates (Inclusive of BR Pooling in 2021/22 & 2022/23)	(81.522)	(5.227)	(1.562)	(2.246)
Social Care Grant	(17.082)	(6.592)		
Services Grant (1 year only)		(5.175)	5.175	
Services Grant - impact of funding review			(2.588)	
Revenue Support Grant	(3.568)	(0.119)	2.912	1.845
Local Council Tax Support Grant 2021/22	(2.621)	2.621	(2.114)	2.114
Local Tax Income Guarantee for 2020/21	(1.047)	1.047	(0.459)	0.459
New Homes Bonus	(0.505)	(0.311)	0.816	
<b>TOTAL TAXATION &amp; GOVERNMENT FUNDING</b>	<b>(416.745)</b>	<b>(453.231)</b>	<b>(458.495)</b>	<b>(470.217)</b>
<b>SERVICE PLAN</b>				
Service Expenditure	381.308	381.374	396.461	409.934
Inflation				
<b>Pay Award 2020/21</b>	0.074			
Contractual inflation (contract specific)	0.539	1.747	2.812	0.911
Normal inflation for contracts	6.763	13.664	9.558	9.286
Adult Social Care				
<b>Improved Better Care Fund</b>	(21.137)	(0.639)		
Growth & Demography	3.413	(3.413)	3.413	3.917
Future demand modelling net of attrition (Covid-related)	1.133	(1.133)	1.133	(0.365)
Market Sustainability and Fair Cost of Care (MSFCC) Fund		(1.745)		
MSFCC Fund Pressures		1.745		
MFSCC - Support for New Burdens (from precept)		3.149	(3.149)	
<b>Pressures approved via protocol</b>	(0.743)			
Voluntary Sector, Community Hubs, Shielded Group	0.880	(0.440)	0.440	
Children's Services				
Dedicated Schools Grant		0.422		
Growth & Demography	1.070	4.091	1.495	0.569
Looked After Children	1.909			
Disabled Access Regulations for Buses/Coaches	0.043	0.098		
Home to School Transport	0.523	0.523		
Looked After Children Placements Covid-related	3.429	1.393	(0.872)	(0.347)
Covid Grant Funding for Looked After Children Placements		(1.393)	0.077	(0.442)

# Medium Term Financial Planning

£'m	2021/22	2022/23	2023/24	2024/25
	Budget	Estimate	Estimate	Estimate
<b>Pressures approved via protocol</b>	0.184	(0.124)	(0.124)	0.124
SEND High Needs Block Additional funding	(0.814)	(2.138)		
Social Worker Pay		1.493		
Communities, Environment & Transport				
Waste PFI Efficiencies		(0.100)	(0.100)	
<b>Waste Housing Growth</b>	0.236	0.150	0.251	0.303
Street lighting Electricity/Re-payment of Investment	(0.655)			
Pressures approved via protocol	0.262	0.265	0.015	
Support to economic development	0.100	0.025	(0.055)	
<b>Business Services</b>				
IT & Digital Licences	0.025			
Pressures approved via protocol	0.110	0.411	(0.074)	(0.078)
Modernising Back Office Systems (MBOS)				0.386
<b>Governance Services</b>				
Additional resource to support Equalities and Diversity	0.060			
Additional capacity in Legal Services to support Children's Social Care	0.143			
<b>Investment Areas</b>				
Investment of unallocated funding – Revenue Savings	1.707	(1.707)		
Savings 2020/21 - 2021/22	(2.953)			
Temporary mitigations to savings	(0.298)	(0.388)	(0.100)	
Removal of CSD Safeguarding Savings		0.854		
Removal of CET Trading Standards Saving		0.100	0.100	
Removal of Early Help Saving		0.893		
Savings Slippage	4.063	(2.716)	(1.347)	
<b>Net Service Expenditure</b>	<b>381.374</b>	<b>396.461</b>	<b>409.934</b>	<b>424.198</b>
Corporate Expenditure		35.371	56.770	51.453
Treasury Management	18.709	1.221	1.500	0.100
New Homes Bonus to Capital Programme		0.816	(0.816)	
General Contingency	3.980	0.350	0.040	0.120
Contingency for Potential Pay Award	2.071	3.620	3.087	3.145
National Insurance 1.25% Increase	0.000	1.514	0.030	0.031

## Medium Term Financial Planning

£'m	2021/22	2022/23	2023/24	2024/25
	Budget	Estimate	Estimate	Estimate
Contract inflation and collection fund risk	0.648	4.107	(0.811)	0.746
Pensions	8.423	(0.400)	1.800	0.020
Apprenticeship Levy	0.600			
Levies & Grants	0.940	0.012	0.012	0.012
One off investment opportunities (held in Financial Management reserve)		5.175	(5.175)	
Future Risks: CSD/SEND/ASC and Funding Reform/COVID legacy (held in Financial Management reserve)		4.984	(4.984)	
<b>TOTAL CORPORATE EXPENDITURE</b>	<b>35.371</b>	<b>56.770</b>	<b>51.453</b>	<b>55.627</b>
<b>TOTAL PLANNED EXPENDITURE</b>	<b>416.745</b>	<b>453.231</b>	<b>461.387</b>	<b>479.825</b>
<b>CUMULATIVE DEFICIT/(SURPLUS)</b>	<b>0.000</b>	<b>0.000</b>	<b>2.892</b>	<b>9.608</b>
<b>ANNUAL DEFICIT/(SURPLUS)</b>	<b>0.000</b>	<b>0.000</b>	<b>2.892</b>	<b>6.716</b>

## Resources - funding / core spending power

### Settlement Funding Assessment 2022/23

For only the third time since the introduction of current formula in 2013/14, Government funding to local authority services has increased. However 2022/23 sees a very limited increase being provided only on the Revenue Support Grant.

#### Settlement Funding Assessment (SFA):

Funding	2021/22	2022/23	1 year change	1 year change
	£'000	£'000	£'000	%
Business Rates Retention	12,291	12,291	0	0.00%
Business Rates Top-up	62,773	62,773	0	0.00%
<b>Total Business Rates</b>	75,064	75,064	0	0.00%
Revenue Support Grant (RSG)	3,568	3,687	120	3.36%
<b>Total - ESCC</b>	<b>78,632</b>	<b>78,752</b>	<b>120</b>	<b>0.15%</b>

The SFA represents the general funding level provided by Government to local authorities. For 2022/23, the increase in SFA is £0.120m or 0.15%. The increase is small in comparison to the decreases the Council has experienced in SFA. 2019/20 was the final year of the four year offer, in those four years the SFA decreased by £59.653m or (43.5)%

Business rates retention is based on the Government's national assessment of business rate yield. The Council's budget for business rates retention reflects its 9% share of locally collected business rates from information provided by the District and Borough Councils at set points in time.



## Resources - funding / core spending power

### Core Spending Power

Core Spending Power represents the Government's assessment of the funding they provide to us. It includes their assumptions on growth and inflation. The calculation is designed to give their view as to how local authority spending is changing overall.

The table below details changes to the County Council's Spending Power for 2015/16 to 2022/23; 2022/23 reflecting a one-year settlement only.

Core Spending Power	2015/16	2016/17	2017/18	2018/19	2019/20	2020/21	2021/22	2022/23	6 Year Change	
	£'000	£'000	£'000	£'000	£'000	£'000	£'000	£'000	£'000	%
Settlement Funding Assessment	137,005	113,805	96,827	87,172	77,352	78,612	78,632	78,752	(58,253)	-42.5%
Compensation for business rates capping	994	994	1,053	1,655	2,407	3,009	3,911	6,168	5,174	520.7%
Council Tax	227,221	242,632	257,380	276,720	289,676	300,874	310,355	326,460	99,239	43.7%
Improved Better Care Fund			11,313	15,157	18,551	21,136	21,136	21,776	21,776	
New Homes Bonus	2,275	2,720	2,078	1,231	886	761	505	816	(1,459)	-64.1%
New Homes Bonus returned funding	222	159	168						(222)	-100.0%
Transition Grant		2,704	2,696						0	
Adult Social Care Support Grant			2,597	1,616					0	
Winter pressures Grant 1				2,586	2,586				0	
Social Care Support Grant 2					4,417				0	
Social Care Grant						14,631	17,083	23,674	23,674	
Market Sustainability and Fair Cost of Care Fund								1,745	1,745	
2022/23 Services Grant								5,175	5,175	
<b>ESCC Core Spending Power</b>	<b>367,716</b>	<b>363,012</b>	<b>374,113</b>	<b>386,136</b>	<b>395,875</b>	<b>419,023</b>	<b>431,622</b>	<b>464,564</b>	<b>96,848</b>	<b>26.3%</b>

<sup>1</sup> For 2020-21, Winter Pressures Grant allocations were rolled into the Improved Better Care Fund, and no longer ringfenced.

<sup>2</sup> For 2020-21, Social Care Support Grant allocations were rolled into the Social Care Grant.

For the Council, last years Spending Power calculation showed that spending would increase by £72.6m or 19.7% in the 6 years since 2015/16. However Government have now revised down this estimate by £8.7m. This year's calculation suggests an increase in Spending Power of £96.8m or 26.3% over the last 7 years. The increase is due to the Government's assumption that the Council will take up the maximum allowance to increase Council Tax by 4.49% in 2022/23, which includes an adult social care precept at 2.5%. The new 2022/23 Services Grant is for general expenditure, however this funding is only for one year. The new Market Sustainability and Fair Cost of Care Fund will be used to support as yet unknown new social care burdens. There is also additional social care funding of £7.2m via the Social Care Grant and the Improved Better Care Fund.

The Government revises this measure each year, the combination of additional inclusions and changes to Core Spending Power mean the Government's presentation of Core Spending Power may lead to public confusion with regards to the County Council's financial position.

## Resources - Council Tax

*To be included in the final version following signing of the precept notice.*

# Resources - specific and special grant funding

## Direct impact on County Council Services

	Rebased Budget 2021/22 £'000	Estimate 2022/23 £'000	Change £'000
<b>Adult Social Care/Public Health</b>			
Public Health Grant	28,074	28,074	0
DoH ADDER Grant	0	1,350	1,350
Improved Better Care Fund incl. Winter Pressures	20,106	20,745	639
Local Reform and Community Voices Grant - War Pensions scheme disregard	218	218	0
Local Reform and Community Voices Grant	54	54	0
Former Independent Living Fund (ILF) Recipient Grant	956	956	0
Local Reform and Community Voices Grant (moved from Business Services)	307	307	0
Healthy Aging through Innovation in Rural Europe	0	56	56
Market Sustainability and Fair Cost of Care	0	1,745	1,745
	<b>49,715</b>	<b>53,505</b>	<b>3,790</b>
<b>Children's Services</b>			
Troubled Families Grant	1,527	1,527	0
Unaccompanied Asylum Seeking Children (UASC)	2,254	2,328	74
Extended Rights to Free Transportation	701	714	13
Staying Put	297	297	0
Youth Offending Team Grant - Core	420	457	37
Youth Offending Team Grant - Secure Remand	197	197	0
School Improvement grant	145	217	72
Hastings Opportunity Area Fund	577	441	(136)
Early Years Professional Development grant	111	0	(111)
DfE 18+ Care Leavers Service	81	81	0
KS2 moderation and phonics	25	18	(7)
	<b>6,335</b>	<b>6,277</b>	<b>(58)</b>
<b>Communities Economy and Transport</b>			
PFI Grant - Waste	2,996	2,996	0
Transport of the South East	1,225	1,225	0
Bus Service Operators Grant	438	439	1
DEFRA - Area of Outstanding Natural Beauty High Weald	281	987	706
Bikeability Grant for Local Highway Authorities	118	118	0
Lead Local Flood Authority Grant	48	0	(48)
Arts Council	2	0	(2)
DEFRA - Countryside Stewardship	24	0	(24)
DfT Transport Services	5	4	(1)
Active Travel	0	220	220
	<b>5,137</b>	<b>5,989</b>	<b>852</b>
<b>Business Services</b>			
PFI Grant - Peacehaven Schools	1,759	1,759	0
	<b>1,759</b>	<b>1,759</b>	<b>0</b>
<b>Centrally Held items</b>			
Inshore Fisheries Conservation Authorities Grant	58	58	0
MHCLG New Burdens grant	12	12	0
	<b>70</b>	<b>70</b>	<b>0</b>
<b>Total Direct Impact</b>	<b>63,016</b>	<b>67,600</b>	<b>4,584</b>

## Indirect impact - where the Council passports funds to schools/other organisations

	Rebased Budget 2021/22 £'000	Estimate 2022/23 £'000
<b>Children's Services</b>		
Dedicated Schools Grant	242,372	242,058
Pupil Premium Grant	9,078	9,085
Teachers Pension Grant	104	104
Universal Infant Free School Meals	3,197	3,197
PE and Sport Grant	836	836
Teachers Pay Grant	37	37
Higher Education Funding Council grant	715	658
	<b>256,339</b>	<b>255,975</b>
<b>Communities Economy and Transport</b>		
Skills Funding Agency	564	564
Community Learning	202	202
<b>Adult Social Care/Public Health</b>		
Disabled Facilities Grant (passported to Districts & Boroughs)	7,160	7,160
<b>Total Indirect Impact</b>	<b>264,265</b>	<b>263,901</b>
<b>Grant Funding Summary</b>		
<b>Government Specific and Special Grants</b>		
Total Direct Impact	63,016	67,600
Total Indirect Impact	264,265	263,901
	<b>327,281</b>	<b>331,501</b>
<b>Grants from other agencies</b>		
-	0	0
	<b>0</b>	<b>0</b>
<b>Total</b>	<b>327,281</b>	<b>331,501</b>
<b>Summary by department</b>		
Adult Social Care/Public Health	56,875	60,665
Children's Services	262,674	262,252
Communities Economy and Transport	5,903	6,755
Governance Services	0	0
Business Services	1,759	1,759
	<b>327,211</b>	<b>331,431</b>
Corporate items	70	70
	<b>327,281</b>	<b>331,501</b>
Grants from other agencies	0	0
<b>Total</b>	<b>327,281</b>	<b>331,501</b>

(please note, at this stage not all grants are confirmed)

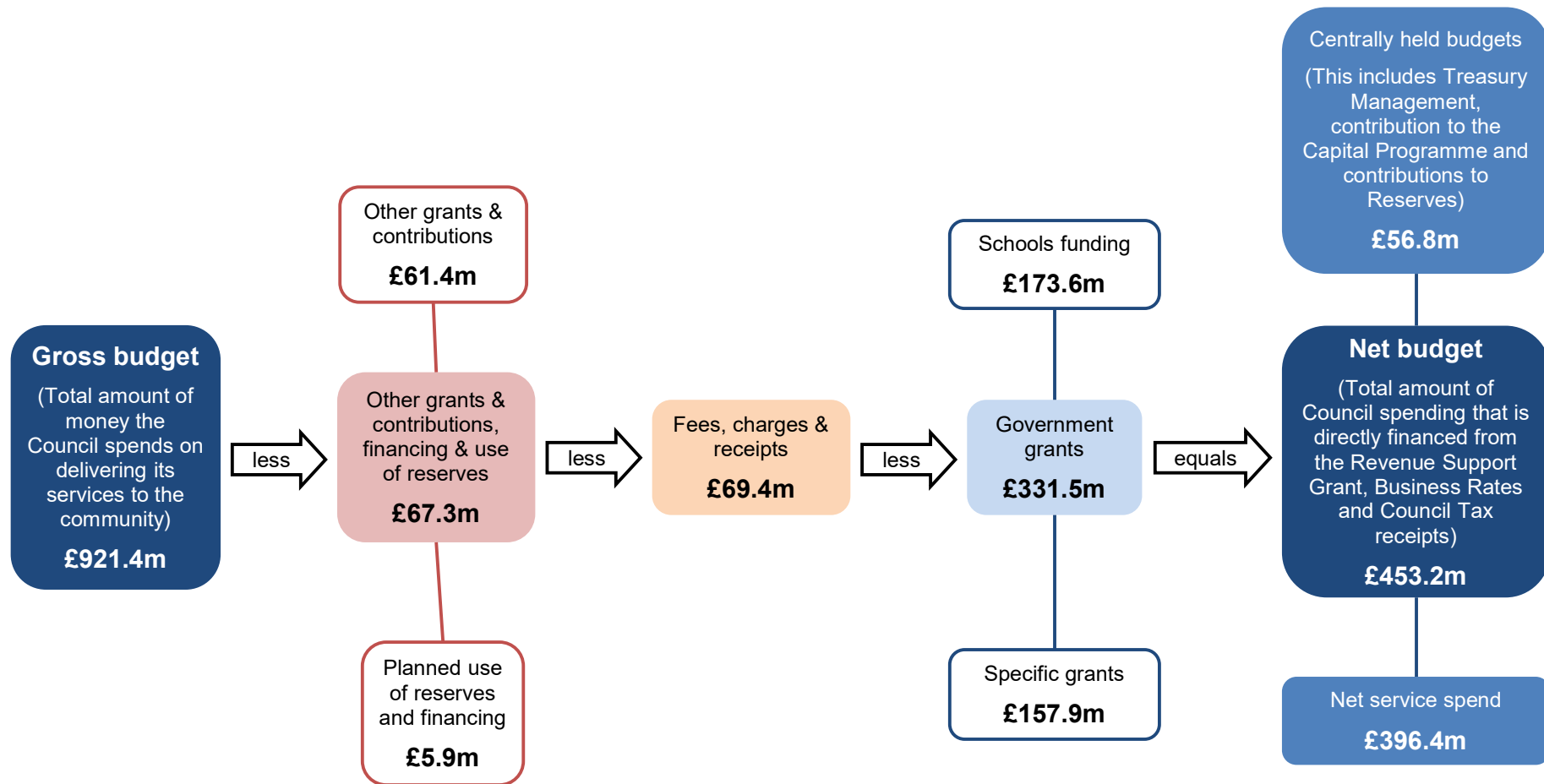
# Revenue Budget Summary 2022/23

ESCC Budget	2021/22 Budget £000	2022/23 Budget £000	Change £000	%
<b>Gross Expenditure</b>	<b>868,433</b>	<b>921,363</b>	<b>52,930</b>	<b>6.09%</b>
Less:				
Fees, Charges & Receipts	(68,013)	(69,390)	(1,377)	
Specific Government Grants	(327,318)	(331,501)	(4,183)	
Financing and Planned use of reserves	(9,682)	(5,901)	3,781	
Other grants and contributions	(46,675)	(61,340)	(14,665)	
<b>Net Expenditure</b>	<b>416,745</b>	<b>453,231</b>	<b>36,486</b>	<b>8.75%</b>
Made up of:-				
Net Service Expenditure	<b>381,374</b>	<b>396,461</b>	<b>15,087</b>	<b>3.96%</b>
Treasury Management	18,709	19,930		
Funding Capital Programme - New Homes Bonus		816		
General Contingency	3,980	4,330		
Contingency for Potential Pay Award	2,071	5,691		
National Insurance 1.25% Increase		1,514		
Contract inflation and collection fund risk	648	4,755		
Pensions	8,423	8,023		
Apprenticeship Levy	600	600		
Levies and Grants	940	952		
One off investment opportunities (held in Financial Management reserve)		5,175		
Future Risks: CSD/SEND/ASC and Funding Reform/COVID legacy (held in Financial Management reserve)		4,984		
<b>Net corporate expenditure</b>	<b>35,371</b>	<b>56,770</b>	<b>21,399</b>	<b>60.50%</b>
<b>Net Budget</b>	<b>416,745</b>	<b>453,231</b>	<b>36,486</b>	<b>8.75%</b>
Funded by:-				
Business Rates (Inclusive of BR Pooling in 2021/22 & 2022/23)	(81,522)	(86,749)		
Social Care Grant	(17,082)	(23,674)		
Services Grant (1 year only)		(5,175)		
Revenue Support Grant	(3,568)	(3,687)		
Local Council Tax Support Grant 2021/22	(2,621)			
Local Tax Income Guarantee for 2020/21	(1,047)			

## Revenue Budget Summary 2022/23

ESCC Budget	2021/22 Budget £000	2022/23 Budget £000	Change £000	%
New Homes Bonus	(505)	(816)		
Collection Fund Adjustment	1,101			
Collection Fund Council Tax (Surplus)/Deficit	(1,146)	(4,763)		
<b>Funding Other Than Council Tax</b>	<b>(106,390)</b>	<b>(124,864)</b>	<b>(18,474)</b>	<b>17.36%</b>
<b>Council Tax Requirement</b>	<b>310,355</b>	<b>328,367</b>		
Taxbase: Number of "Band D" equivalent dwellings	201,002	203,532		
<b>Band D Council Tax</b>	<b>£1,544.04</b>	<b>£1,613.34</b>	<b>£69.30</b>	<b>4.49%</b>

# Revenue Budget Summary 2022/23 - gross budget to net budget

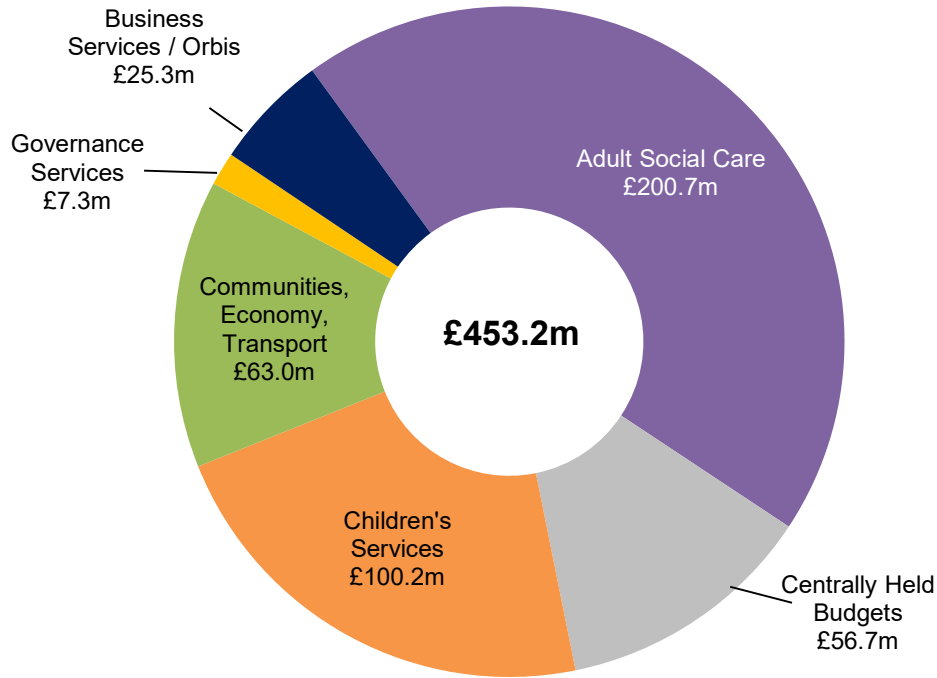


## Revenue Budget Summary - departmental budget movements 2018/19 to 2021/22

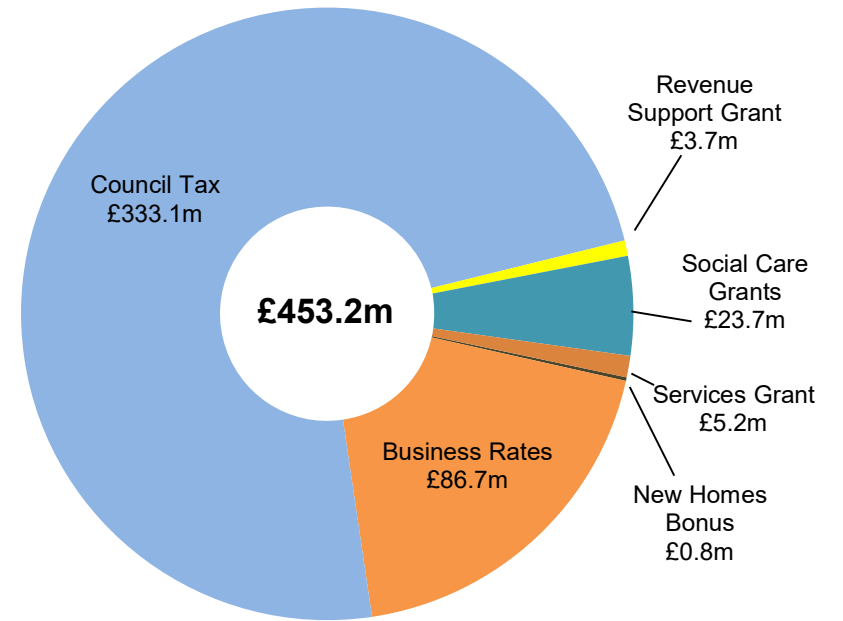
	2018/19 Rebased Budget £'000	Net Movt %	2019/20 Rebased Budget £'000	Net Movt %	2020/21 Rebased Budget £'000	Net Movt %	2021/22 Rebased Budget £'000	Net Movt 17/18 to 20/21 %
Adult Social Care	165,407	3.66%	171,456	7.37%	184,093	4.64%	192,628	16.46%
Public Health	0	0.00%	0	0.00%	0	0.00%	0	0.00%
Business Services / Orbis	22,270	4.30%	23,227	3.48%	24,036	1.20%	24,324	9.22%
Children's Services (excl. schools)	68,655	12.61%	77,314	14.90%	88,838	7.24%	95,271	38.77%
Communities, Economy & Transport	62,206	-0.93%	61,626	-0.48%	61,330	1.00%	61,942	-0.42%
Governance Services	7,192	2.42%	7,366	-5.15%	6,987	3.18%	7,209	0.24%
<b>Total Departments</b>	<b>325,730</b>	<b>4.68%</b>	<b>340,989</b>	<b>7.12%</b>	<b>365,284</b>	<b>4.40%</b>	<b>381,374</b>	<b>17.08%</b>

# Revenue Budget Summary 2022/23 - net revenue budget

## How we will spend your money (net)



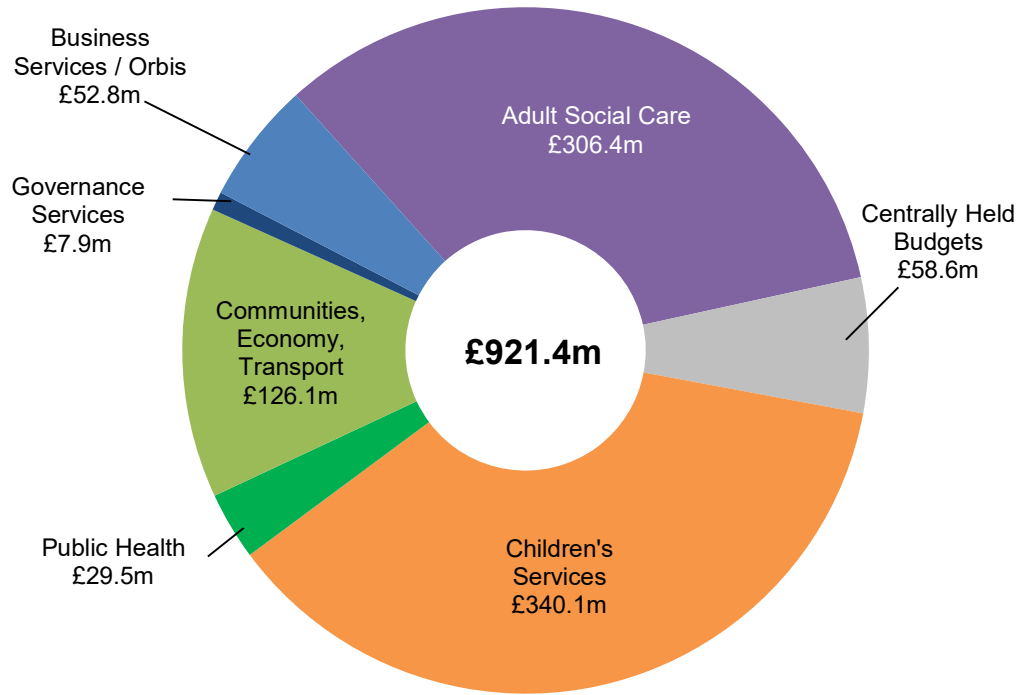
## Where the money comes from (net)



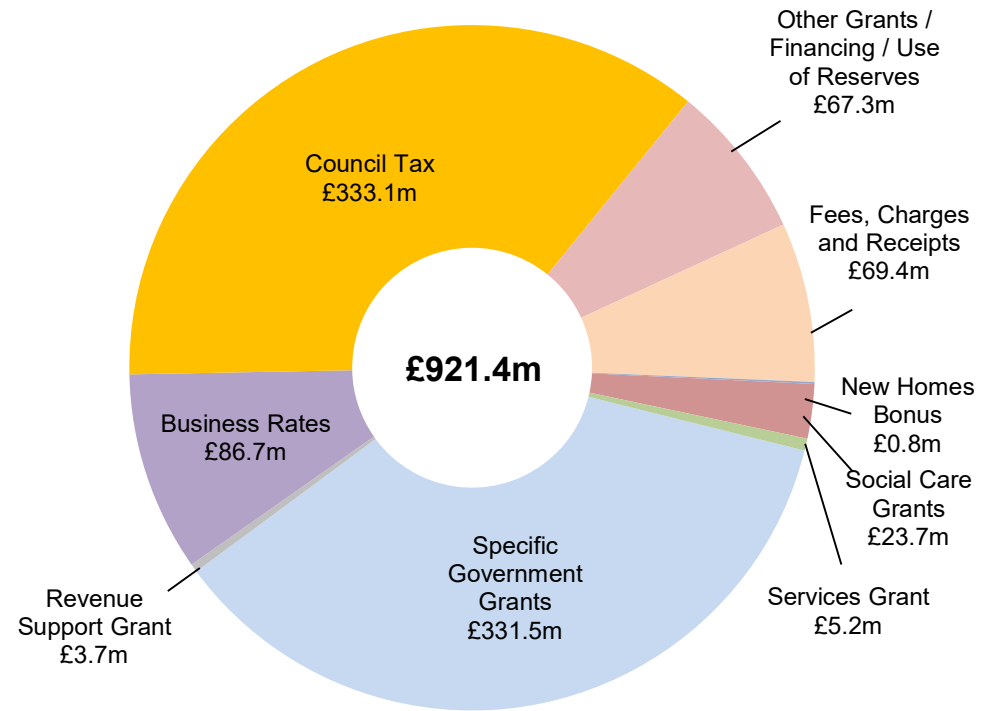


# Revenue Budget Summary 2022/23 - gross revenue budget

## How we will spend your money (gross)



## Where the money comes from (gross)



## Revenue Budget Summary 2022/23 - budget changes 2021/22 to 2022/23

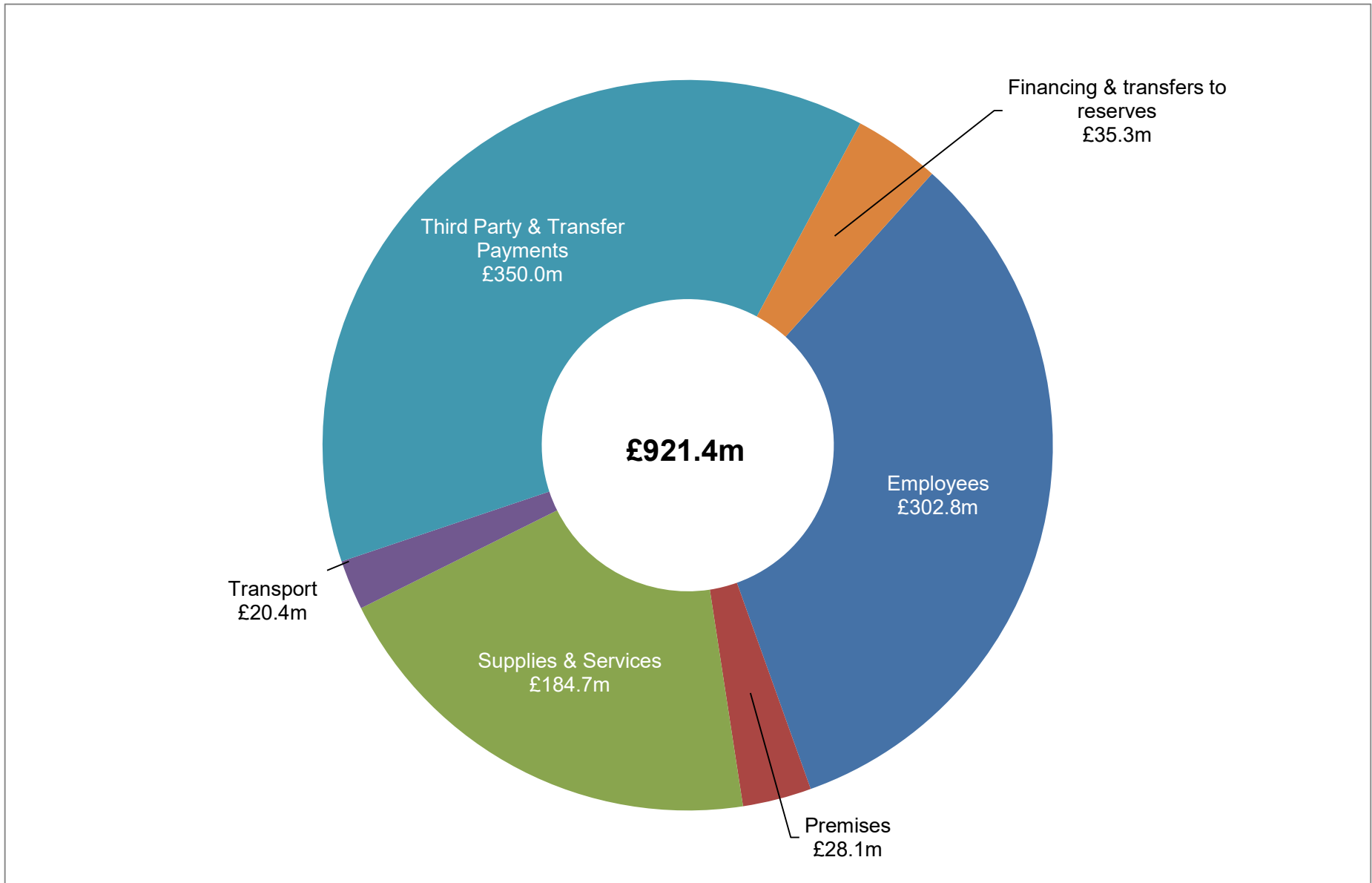
	2021/22	Additions	Reductions	2022/23 Net	Change	
	Rebased Net Budget			Budget		
	£'000	£'000	£'000	£'000	£'000	%
Adult Social Care	192,628	14,402	(6,267)	200,763	8,135	4.22%
Public Health	-	-	-	-	-	0.00%
Business Services / Orbis	24,324	944	-	25,268	944	3.88%
Children's Services (inc. schools)	95,271	4,909	-	100,180	4,909	5.15%
Communities, Economy & Transport	61,942	2,277	(1,257)	62,962	1,020	1.65%
Governance Services	7,209	79	-	7,288	79	1.10%
<b>Total Departments</b>	<b>381,374</b>	<b>22,611</b>	<b>(7,524)</b>	<b>396,461</b>	<b>15,087</b>	<b>3.96%</b>
Centrally held budgets	35,371	21,799	(400)	56,770	21,399	60.50%
<b>Total</b>	<b>416,745</b>	<b>44,410</b>	<b>(7,924)</b>	<b>453,231</b>	<b>36,486</b>	<b>8.75%</b>

NB: increase in Centrally Held budget is due to balances being held for reserves

## Revenue Budget Summary 2022/23 - subjective analysis

Department	Employees	Premises	Transport	Supplies & Services	Transfers & Third Party Payments	Financing & Transfers to Reserves	Total Expenditure	Government Grants	Other Grants & Contributions	Fees, Charges & Receipts	Financing & Planned Use of Reserves	Total Income	Internal Recharges (exp & inc)	Net Service Expenditure
	£'000	£'000	£'000	£'000	£'000	£'000	£'000	£'000	£'000	£'000	£'000	£'000	£'000	£'000
Adult Social Care	53,303	850	1,055	13,925	237,174	4	306,311	(31,241)	(38,041)	(36,716)	-	(105,998)	450	200,763
Public Health	2,047	-	16	461	26,975	-	29,499	(29,424)	(773)	-	(128)	(30,325)	826	-
Business Services / Orbis	9,587	11,651	127	29,977	1,498	6	52,846	(2,193)	(5,279)	(9,862)	(1,058)	(18,392)	(9,186)	25,268
Children's Services	198,915	11,332	1,667	45,306	82,903	25	340,148	(261,765)	3,805	(5,472)	(1,648)	(265,080)	25,112	100,180
Communities Economy & Transport	17,575	3,998	17,473	84,380	534	2,131	126,091	(6,755)	(20,745)	(17,066)	(1,363)	(45,929)	(17,200)	62,962
Governance Services	5,531	317	58	2,014	8	-	7,928	(53)	(307)	(274)	(4)	(638)	(2)	7,288
<b>Services</b>	<b>286,958</b>	<b>28,148</b>	<b>20,396</b>	<b>176,063</b>	<b>349,092</b>	<b>2,166</b>	<b>862,823</b>	<b>(331,431)</b>	<b>(61,340)</b>	<b>(69,390)</b>	<b>(4,201)</b>	<b>(466,362)</b>	<b>-</b>	<b>396,461</b>
Centrally held budgets	15,828	-	-	8,685	912	33,115	58,540	(70)	-	-	(1,700)	(1,770)	-	56,770
<b>Total</b>	<b>302,786</b>	<b>28,148</b>	<b>20,396</b>	<b>184,748</b>	<b>350,004</b>	<b>35,281</b>	<b>921,363</b>	<b>(331,501)</b>	<b>(61,340)</b>	<b>(69,390)</b>	<b>(5,901)</b>	<b>(468,132)</b>	<b>-</b>	<b>453,231</b>

# Revenue Budget Summary 2022/23 - subjective analysis



# Revenue Budgets - Adult Social Care

2021/22		2022/23													
Rebased Net Budget		Employees	Premises	Transport	Supplies and Services	Third Party & Transfer Payments	Financing and Transfer to Reserves	Total Expenditure	Government Grants	Other Grants and Contributions	Fees, Charges & Receipts	Financing and Planned Use of Reserves	Total Income	Internal Recharges (exp & inc)	Net Service Expenditure
		£'000	£'000	£'000	£'000	£'000	£'000	£'000	£'000	£'000	£'000	£'000	£'000	£'000	£'000
<b>Physical Support, Sensory Support and Support for Memory &amp; Cognition</b>															
54,290	Residential & Nursing	4,435	209	73	421	71,465	-	76,603	-	(3,218)	(18,479)	-	(21,697)	92	54,998
6,537	Supported & Other Accommodation	-	-	-	-	6,537	-	6,537	-	-	-	-	-	-	6,537
27,951	Home Care	5,672	-	253	93	22,412	-	28,430	-	(822)	-	-	(822)	3	27,611
1,539	Day Care	208	97	-	28	1,485	-	1,818	-	-	(429)	-	(429)	170	1,559
18,543	Direct Payments	-	-	-	-	18,543	-	18,543	-	-	-	-	-	-	18,543
(6,633)	Other Services	721	18	8	2,562	13,399	-	16,708	(986)	(16,087)	-	-	(17,073)	-	(365)
(10,347)	Fairer Charging *	-	-	-	-	-	-	-	-	-	(10,347)	-	(10,347)	-	(10,347)
-	- Meals in the Community	-	-	-	-	-	-	-	-	-	-	-	-	-	-
<b>91,880</b>	<b>Subtotal</b>	<b>11,036</b>	<b>324</b>	<b>334</b>	<b>3,104</b>	<b>133,841</b>	<b>-</b>	<b>148,639</b>	<b>(986)</b>	<b>(20,127)</b>	<b>(29,255)</b>	<b>-</b>	<b>(50,368)</b>	<b>265</b>	<b>98,536</b>
<b>Learning Disability Support</b>															
45,422	Residential & Nursing	1,640	104	7	92	46,843	-	48,686	-	-	(3,338)	-	(3,338)	25	45,373
14,120	Supported & Other Accommodation	1,577	22	20	23	12,619	-	14,261	-	(5)	(162)	-	(167)	5	14,099
1,367	Home Care	-	-	-	-	1,367	-	1,367	-	-	-	-	-	-	1,367
3,826	Day Care	1,909	95	30	24	1,765	4	3,827	-	-	(372)	-	(372)	442	3,897
7,506	Direct Payments	-	-	-	-	7,506	-	7,506	-	-	-	-	-	-	7,506
(1,010)	Other Services	1,565	10	40	56	1,251	-	2,922	(153)	(3,663)	(98)	-	(3,914)	5	(987)
(1,352)	Fairer Charging *	-	-	-	-	-	-	-	-	-	(1,352)	-	(1,352)	-	(1,352)
<b>69,879</b>	<b>Subtotal</b>	<b>6,691</b>	<b>231</b>	<b>97</b>	<b>195</b>	<b>71,351</b>	<b>4</b>	<b>78,569</b>	<b>(153)</b>	<b>(3,668)</b>	<b>(5,322)</b>	<b>-</b>	<b>(9,143)</b>	<b>477</b>	<b>69,903</b>
<b>Mental Health Support</b>															
4,066	Residential & Nursing	-	-	-	-	4,604	-	4,604	-	-	(538)	-	(538)	-	4,066
2,702	Supported & Other Accommodation	-	-	-	-	2,702	-	2,702	-	-	-	-	-	-	2,702
431	Home Care	-	-	-	-	431	-	431	-	-	-	-	-	-	431
34	Day Care	36	3	1	15	35	-	90	-	(52)	(2)	-	(54)	-	36
1,033	Direct Payments	-	-	-	-	1,033	-	1,033	-	-	-	-	-	-	1,033
(1,195)	Other Services	-	-	-	-	3,118	-	3,118	(34)	(4,279)	-	-	(4,313)	-	(1,195)
(497)	Fairer Charging *	-	-	-	-	-	-	-	-	-	(497)	-	(497)	-	(497)
<b>6,574</b>	<b>Subtotal</b>	<b>36</b>	<b>3</b>	<b>1</b>	<b>15</b>	<b>11,923</b>	<b>-</b>	<b>11,978</b>	<b>(34)</b>	<b>(4,331)</b>	<b>(1,037)</b>	<b>-</b>	<b>(5,402)</b>	<b>-</b>	<b>6,576</b>

# Revenue Budgets - Adult Social Care

2021/22		2022/23													
Rebased Net Budget	£'000	Employees	Premises	Transport	Supplies and Services	Third Party & Transfer Payments	Financing and Transfer to Reserves	Total Expenditure	Government Grants	Other Grants and Contributions	Fees, Charges & Receipts	Financing and Planned Use of Reserves	Total Income	Internal Recharges (exp & inc)	Net Service Expenditure
		£'000	£'000	£'000	£'000	£'000	£'000	£'000	£'000	£'000	£'000	£'000	£'000	£'000	£'000
<b>Substance Misuse Support</b>															
476	Other Services (including residential)	-	-	-	-	476	-	476	-	-	-	-	-	-	476
476	<b>Subtotal</b>	-	-	-	-	476	-	476	-	-	-	-	-	-	476
<b>Other Adult Services</b>															
323	Other Services	148	-	1	36	137	-	322	-	-	-	-	-	-	322
323	<b>Subtotal</b>	148	-	1	36	137	-	322	-	-	-	-	-	-	322
2,498	<b>Equipment &amp; Assistive Technology</b>	-	-	-	4,061	2,144	-	6,205	-	(2,857)	(850)	-	(3,707)	-	2,498
6,124	<b>Supporting People</b>	-	3	-	-	5,501	-	5,504	-	(310)	-	-	(310)	-	5,194
459	<b>Safer Communities</b>	558	-	2	25	1,403	-	1,988	-	(509)	-	-	(509)	(400)	1,079
24,663	<b>Assessment &amp; Care Management</b>	25,598	80	208	409	509	-	26,804	(54)	(2,121)	(127)	-	(2,302)	15	24,517
694	<b>Carers</b>	1,180	-	78	205	1,885	-	3,348	-	(2,653)	-	-	(2,653)	-	695
16,324	<b>Management &amp; Support</b>	8,056	209	334	981	8,004	-	17,584	(364)	(1,465)	(125)	-	(1,954)	93	15,723
(27,266)	<b>Improved Better Care Fund and Disabled Facilities Grant</b>	-	-	-	-	-	-	-	(27,905)	-	-	-	(27,905)	-	(27,905)
-	<b>Adult Social Care Reform</b>	-	-	-	4,894	-	-	4,894	(1,745)	-	-	-	(1,745)	-	3,149
192,628	<b>Total</b>	53,303	850	1,055	13,925	237,174	4	306,311	(31,241)	(38,041)	(36,716)	-	(105,998)	450	200,763

\* Fairer Charging is income from clients for non residential/nursing services. This represents contributions towards packages of care that may include a combination of Supported Accommodation, Home Care, Day Care, Direct Payments or Other Services.

Main changes between years	£'000
<b>Rebased Net Budget 2021/22</b>	<b>192,628</b>
Growth / Pressures	(3,058)
Inflation	11,253
Savings	-
Pay award	-
Tfrs between depts	(60)
<b>Departmental Estimate 2022/23</b>	<b>200,763</b>

# Revenue Budgets - Public Health

2021/22		2022/23													
Rebased Net Budget		Employees	Premises	Transport	Supplies & Services	Transfers & Third Party Payments	Financing & Transfers to Reserves	Total Expenditure	Government Grants	Other Grants & Contributions	Fees, Charges & Receipts	Financing & Planned Use of Reserves	Total Income	Internal Recharges (exp & inc)	Net Service Expenditure
£'000		£'000	£'000	£'000	£'000	£'000	£'000	£'000	£'000	£'000	£'000	£'000	£'000	£'000	£'000
10,705	Mental Health and Best Start	-	-	-	-	10,397	-	10,397	-	-	-	-	-	400	10,797
10,550	Risky Behaviours and Threats to Health	13	-	-	60	11,600	-	11,673	(1,350)	-	-	-	(1,350)	50	10,373
2,766	Health Systems	-	-	-	10	3,063	-	3,073	-	-	-	-	-	-	3,073
1,278	Communities	-	-	-	-	1,278	-	1,278	-	-	-	-	-	-	1,278
(25,299)	Central Support	2,034	-	16	391	637	-	3,078	(28,074)	(773)	-	(128)	(28,975)	376	(25,521)
-	<b>Total</b>	<b>2,047</b>	<b>-</b>	<b>16</b>	<b>461</b>	<b>26,975</b>	<b>-</b>	<b>29,499</b>	<b>(29,424)</b>	<b>(773)</b>	<b>-</b>	<b>(128)</b>	<b>(30,325)</b>	<b>826</b>	<b>-</b>

Main changes between years	£'000
Rebased Net Budget 2021/22	-
Growth / Pressures	-
Inflation	-
Savings	-
Pay award	-
Tfrs between depts	-
Departmental Estimate 2022/23	-

# Revenue Budgets - Business Services / Orbis

2021/22 Rebased Net Budget	2022/23													
	Employees	Premises	Transport	Supplies & Services	Transfers & Third Party Payments	Financing & Transfers to Reserves	Total Expenditure	Government Grants	Other Grants & Contributions	Fees, Charges & Receipts	Financing & Planned Use of Reserves	Total Income	Internal Recharges (exp & inc)	Net Service Expenditure
£'000	£'000	£'000	£'000	£'000	£'000	£'000	£'000	£'000	£'000	£'000	£'000	£'000	£'000	£'000
2,937 Finance	4,773	518	69	2,300	7	-	7,667	(229)	(2,272)	(26)	(730)	(3,257)	(1,492)	2,918
3,626 IT & Digital	(225)	58	1	6,943	-	-	6,777	(121)	(1,526)	(28)	(189)	(1,864)	(766)	4,147
1,550 HR & Organisational Development	2,264	-	2	380	(22)	3	2,627	(61)	-	(631)	(20)	(712)	(341)	1,574
(80) Procurement	-	-	-	-	-	-	-	-	-	-	-	-	-	-
7,787 Property	2,775	11,075	55	11,850	1,513	3	27,271	(1,782)	(1,481)	(9,177)	(119)	(12,559)	(6,587)	8,125
8,504 Contribution to Orbis Partnership	-	-	-	8,504	-	-	8,504	-	-	-	-	-	-	8,504
<b>24,324 Total</b>	<b>9,587</b>	<b>11,651</b>	<b>127</b>	<b>29,977</b>	<b>1,498</b>	<b>6</b>	<b>52,846</b>	<b>(2,193)</b>	<b>(5,279)</b>	<b>(9,862)</b>	<b>(1,058)</b>	<b>(18,392)</b>	<b>(9,186)</b>	<b>25,268</b>

Main changes between years	£000
<b>Rebased Net Budget 2021/22</b>	<b>24,324</b>
Growth / Pressures	411
Inflation	533
Savings	-
Pay award	-
Tfrs between depts	-
<b>Departmental Estimate 2022/23</b>	<b>25,268</b>



# Revenue Budgets - Children's Services

2021/22		2022/23														
Rebased Net Budget		Employees	Premises	Transport	Supplies & Services	Transfers & Third Party Payments	Financing & Transfers to Reserves	Total Expenditure	Government Grants	Other Grants & Contributions	Fees, Charges & Receipts	Financing & Planned Use of Reserves	Total Income	Internal Recharges (exp & inc)	Net Service Expenditure	
£'000		£'000	£'000	£'000	£'000	£'000	£'000	£'000	£'000	£'000	£'000	£'000	£'000	£'000	£'000	
<b>Early Help &amp; Social Care</b>																
1,137	Policy Support & Commissioned Services	313	-	2	39	660	-	1,014	-	(82)	-	-	(82)	206	1,138	
5,660	Early Help Keywork and Children's Centres	6,010	410	180	1,196	100	-	7,896	-	(1,967)	(55)	-	(2,022)	(187)	5,687	
12,784	Locality Social Work & Family Assessment	9,429	-	221	386	4,501	-	14,537	-	(262)	-	-	(262)	16	14,291	
37,114	Looked After Children	12,790	201	569	2,324	28,743	25	44,652	(1,605)	(282)	(3,683)	(1,125)	(6,695)	235	38,192	
3,289	Other Children & Families	2,058	32	67	104	4,177	-	6,438	(2,328)	(521)	-	-	(2,849)	(201)	3,388	
707	Youth Justice	1,310	28	31	29	197	-	1,595	(654)	(212)	-	-	(866)	-	729	
<b>60,691</b>	<b>Subtotal</b>	<b>31,910</b>	<b>671</b>	<b>1,070</b>	<b>4,078</b>	<b>38,378</b>	<b>25</b>	<b>76,132</b>	<b>(4,587)</b>	<b>(3,326)</b>	<b>(3,738)</b>	<b>(1,125)</b>	<b>(12,776)</b>	<b>69</b>	<b>63,425</b>	
<b>Education &amp; ISEND</b>																
11,818	ISEND	19,054	106	346	6,007	41,517	-	67,030	(53,043)	(112)	(669)	-	(53,824)	(845)	12,361	
2,775	Standards & Learning Effectiveness	4,318	-	87	24,690	585	-	29,680	(26,603)	(2,095)	(190)	(35)	(28,923)	2,016	2,773	
281	Other Education	214	-	-	73	-	-	287	(6)	-	-	-	(6)	-	281	
<b>14,874</b>	<b>Subtotal</b>	<b>23,586</b>	<b>106</b>	<b>433</b>	<b>30,770</b>	<b>42,102</b>	<b>-</b>	<b>96,997</b>	<b>(79,652)</b>	<b>(2,207)</b>	<b>(859)</b>	<b>(35)</b>	<b>(82,753)</b>	<b>1,171</b>	<b>15,415</b>	
<b>976</b>	<b>Adoption South East</b>	1,043	-	36	203	-	-	1,282	-	(228)	-	-	(228)	1	1,055	
-	<b>Schools</b>	134,214	10,508	59	8,353	2,333	-	155,467	(173,602)	9,819	-	(201)	(163,984)	8,517	-	
<b>Management &amp; Support</b>																
14,312	Admissions & Transport	497	-	7	269	2	-	775	(1,102)	-	(25)	(220)	(1,347)	16,342	15,770	
2,827	Management & Support	6,029	47	29	1,513	88	-	7,706	(2,822)	(145)	(842)	(67)	(3,876)	(1,003)	2,827	
1,591	Safeguarding	1,636	-	33	120	-	-	1,789	-	(108)	(8)	-	(116)	15	1,688	
<b>18,730</b>	<b>Subtotal</b>	<b>8,162</b>	<b>47</b>	<b>69</b>	<b>1,902</b>	<b>90</b>	<b>-</b>	<b>10,270</b>	<b>(3,924)</b>	<b>(253)</b>	<b>(875)</b>	<b>(287)</b>	<b>(5,339)</b>	<b>15,354</b>	<b>20,285</b>	
<b>95,271</b>	<b>Total</b>	<b>198,915</b>	<b>11,332</b>	<b>1,667</b>	<b>45,306</b>	<b>82,903</b>	<b>25</b>	<b>340,148</b>	<b>(261,765)</b>	<b>3,805</b>	<b>(5,472)</b>	<b>(1,648)</b>	<b>(265,080)</b>	<b>25,112</b>	<b>100,180</b>	

Main changes between years	£'000
<b>Rebased Net Budget 2021/22</b>	<b>95,271</b>
Growth / Pressures	3,240
Inflation	1,669
Savings	-
Pay award	-
Tfrs between depts	-
<b>Departmental Estimate 2022/23</b>	<b>100,180</b>

# Revenue Budgets - Communities, Economy & Transport

2021/22		2022/23													
Rebased Net Budget	Employees	Premises	Transport	Supplies and Services	Third Party & Transfer Payments	Financing and Transfer to Reserves	Total Expenditure	Government Grants	Other Grants and Contributions	Fees, Charges & Receipts	Financing and Planned Use of Reserves	Total Income	Internal Recharges (exp & inc)	Net Service Expenditure	
£'000	£'000	£'000	£'000	£'000	£'000	£'000	£'000	£'000	£'000	£'000	£'000	£'000	£'000	£'000	
<b>Community Services</b>															
607	Archives	373	600	4	693	-	-	1,670	-	(976)	(107)	-	(1,083)	6	593
711	Road Safety	854	7	29	104	-	-	994	(118)	(89)	(69)	-	(276)	(6)	712
753	Trading Standards	954	-	4	111	-	-	1,069	-	(50)	(34)	(44)	(128)	1	942
78	Travellers Sites	205	81	5	13	-	-	304	-	(106)	(122)	-	(228)	-	76
228	Emergency Planning	362	-	3	12	-	-	377	-	(148)	(1)	-	(149)	-	228
<b>2,377</b>	<b>Subtotal</b>	<b>2,748</b>	<b>688</b>	<b>45</b>	<b>933</b>	-	-	<b>4,414</b>	<b>(118)</b>	<b>(1,369)</b>	<b>(333)</b>	<b>(44)</b>	<b>(1,864)</b>	<b>1</b>	<b>2,551</b>
<b>Customer, Library &amp; Registration Services</b>															
3,843	Libraries	2,627	1,209	44	963	-	3	4,846	(202)	(85)	(296)	(159)	(742)	(444)	3,660
284	Records	158	1	-	9	-	-	168	-	(32)	-	(20)	(52)	179	295
226	Customer Care	220	-	1	41	-	-	262	-	-	-	(35)	(35)	-	227
(356)	Registration	1,375	81	28	113	-	-	1,597	-	(5)	(1,960)	-	(1,965)	-	(368)
<b>3,997</b>	<b>Subtotal</b>	<b>4,380</b>	<b>1,291</b>	<b>73</b>	<b>1,126</b>	-	<b>3</b>	<b>6,873</b>	<b>(202)</b>	<b>(122)</b>	<b>(2,256)</b>	<b>(214)</b>	<b>(2,794)</b>	<b>(265)</b>	<b>3,814</b>
<b>Transport &amp; Operational Services</b>															
7,947	Passenger Services	-	-	-	10,551	-	-	10,551	(439)	(156)	(34)	(26)	(655)	(2,598)	7,298
-	Home to School and ASC Transport	115	-	16,653	135	-	-	16,903	(4)	(383)	(70)	-	(457)	(16,446)	-
(265)	Parking	801	-	1	3,068	112	636	4,618	-	(308)	(7,169)	(280)	(7,757)	2,875	(264)
28,938	Waste Disposal	369	423	13	49,743	203	-	50,751	(2,996)	(14,556)	(2,964)	-	(20,516)	2	30,237
680	Rights of Way/Countryside Management	710	7	38	209	3	-	967	-	(81)	(213)	-	(294)	9	682
380	Other Transport & Operational Services	829	14	582	187	-	42	1,654	-	-	(217)	(155)	(372)	(868)	414
<b>37,680</b>	<b>Subtotal</b>	<b>2,824</b>	<b>444</b>	<b>17,287</b>	<b>63,893</b>	<b>318</b>	<b>678</b>	<b>85,444</b>	<b>(3,439)</b>	<b>(15,484)</b>	<b>(10,667)</b>	<b>(461)</b>	<b>(30,051)</b>	<b>(17,026)</b>	<b>38,367</b>

# Revenue Budgets - Communities, Economy & Transport

2021/22		2022/23														
Rebased Net Budget		Employees	Premises	Transport	Supplies and Services	Third Party & Transfer Payments	Financing and Transfer to Reserves	Total Expenditure	Government Grants	Other Grants and Contributions	Fees, Charges & Receipts	Financing and Planned Use of Reserves	Total Income	Internal Recharges (exp & inc)	Net Service Expenditure	
£'000		£'000	£'000	£'000	£'000	£'000	£'000	£'000	£'000	£'000	£'000	£'000	£'000	£'000	£'000	
<b>Highways</b>																
1,283	Contract Management	921	-	9	447	-	-	1,377	-	-	-	(104)	(104)	10	1,283	
10,967	Contract Costs (fixed and reactive)	-	1,369	-	12,061	-	-	13,430	-	(147)	(2,317)	-	(2,464)	-	10,966	
539	Non Contract Works	-	58	-	397	168	-	623	-	(70)	-	-	(70)	-	553	
<b>12,789</b>	<b>Subtotal</b>	<b>921</b>	<b>1,427</b>	<b>9</b>	<b>12,905</b>	<b>168</b>	<b>-</b>	<b>15,430</b>	<b>-</b>	<b>(217)</b>	<b>(2,317)</b>	<b>(104)</b>	<b>(2,638)</b>	<b>10</b>	<b>12,802</b>	
<b>Planning &amp; Environment</b>																
266	Environment	510	70	2	102	-	-	684	-	-	(222)	(258)	(480)	-	204	
650	Planning	1,468	-	21	254	-	-	1,743	-	(31)	(913)	(100)	(1,044)	12	711	
-	- High Weald	490	21	4	885	-	-	1,400	(987)	(424)	(1)	(23)	(1,435)	35	-	
<b>916</b>	<b>Subtotal</b>	<b>2,468</b>	<b>91</b>	<b>27</b>	<b>1,241</b>	<b>-</b>	<b>-</b>	<b>3,827</b>	<b>(987)</b>	<b>(455)</b>	<b>(1,136)</b>	<b>(381)</b>	<b>(2,959)</b>	<b>47</b>	<b>915</b>	
1,281	<b>Economic Development Skills and Growth</b>	2,133	57	15	1,684	26	-	3,915	(784)	(1,070)	(357)	(159)	(2,370)	65	1,610	
2,902	Management & Support	2,101	-	17	2,598	22	1,450	6,188	(1,225)	(2,028)	-	-	(3,253)	(32)	2,903	
<b>61,942</b>	<b>Total</b>	<b>17,575</b>	<b>3,998</b>	<b>17,473</b>	<b>84,380</b>	<b>534</b>	<b>2,131</b>	<b>126,091</b>	<b>(6,755)</b>	<b>(20,745)</b>	<b>(17,066)</b>	<b>(1,363)</b>	<b>(45,929)</b>	<b>(17,200)</b>	<b>62,962</b>	

Main changes between years	£'000
<b>Rebased Net Budget 2021/22</b>	<b>61,942</b>
Growth / Pressures	340
Inflation	1,937
Savings	(1,257)
Pay award	-
Tfrs between depts	-
<b>Departmental Estimate 2022/23</b>	<b>62,962</b>

# Revenue Budgets - Governance Services

2021/22		2022/23													
Rebased Net Budget	Employees	Premises	Transport	Supplies & Services	Transfers & Third Party Payments	Financing & Transfers to Reserves	Total Expenditure	Government Grants	Other Grants & Contributions	Fees, Charges & Receipts	Financing & Planned Use of Reserves	Total Income	Internal Recharges (exp & inc)	Net Service Expenditure	
£'000	£'000	£'000	£'000	£'000	£'000	£'000	£'000	£'000	£'000	£'000	£'000	£'000	£'000	£'000	
2,773	<b>Corporate Governance</b>	1,492	2	39	1,071	8	-	<b>2,612</b>	-	(65)	(21)	-	(86)	-	<b>2,526</b>
	<b>Corporate Support</b>														
1,000	Communications	1,054	-	3	49	-	-	<b>1,106</b>	(53)	(47)	(1)	(4)	(105)	(2)	<b>999</b>
1,913	Legal	2,110	-	10	134	-	-	<b>2,254</b>	-	(29)	(252)	-	(281)	-	<b>1,973</b>
<b>2,913</b>	<b>Subtotal</b>	<b>3,164</b>	-	<b>13</b>	<b>183</b>	-	-	<b>3,360</b>	<b>(53)</b>	<b>(76)</b>	<b>(253)</b>	<b>(4)</b>	<b>(386)</b>	<b>(2)</b>	<b>2,972</b>
	<b>Community Services</b>														
995	Coroners	275	315	4	412	-	-	<b>1,006</b>	-	(11)	-	-	(11)	-	<b>995</b>
-	- Third Sector	-	-	-	-	-	-	-	-	-	-	-	-	-	-
<b>995</b>	<b>Subtotal</b>	<b>275</b>	<b>315</b>	<b>4</b>	<b>412</b>	-	-	<b>1,006</b>	-	<b>(11)</b>	-	-	<b>(11)</b>	-	<b>995</b>
528	<b>Senior Management &amp; Organisational Development</b>	600	-	2	348	-	-	<b>950</b>	-	(155)	-	-	(155)	-	<b>795</b>
<b>7,209</b>	<b>Total</b>	<b>5,531</b>	<b>317</b>	<b>58</b>	<b>2,014</b>	<b>8</b>	-	<b>7,928</b>	<b>(53)</b>	<b>(307)</b>	<b>(274)</b>	<b>(4)</b>	<b>(638)</b>	<b>(2)</b>	<b>7,288</b>

Main changes between years	
	£'000
<b>Rebased Net Budget 2021/22</b>	<b>7,209</b>
Growth / Pressures	-
Inflation	19
Savings	-
Pay award	-
Tfirs between depts	60
<b>Departmental Estimate 2022/23</b>	<b>7,288</b>

# Capital programme to 2031/32

## Introduction

The planned capital programme supports the Council's Capital Strategy to 2042/43. It comprises targeted basic need investment that supports services in the delivery of priority outcomes and is supported by a planned programme to 2031/32. It includes providing for essential school places, investments in roads and transport infrastructure, support for climate change initiatives, enhancing the life of existing assets and ensuring they are fit for purpose, as well as support for strategic investment.

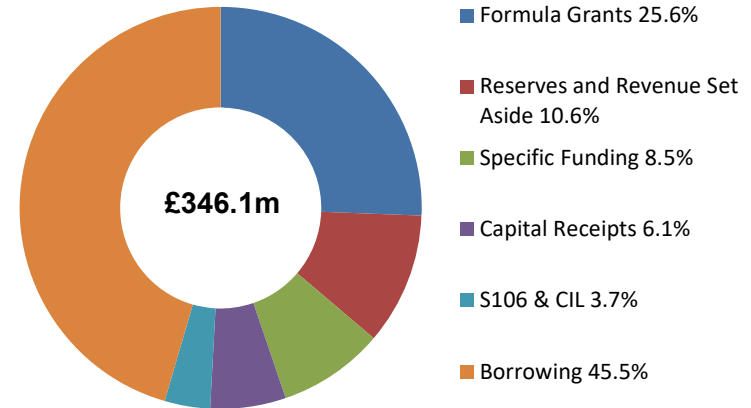
The proposed programme includes:

- Improvement to roads and transport infrastructure, including maintaining current road conditions of 4% (A Roads), 4% (B&C Roads), 14% (Unclassified roads) being “red” over the next 10 years.
- New investment to support essential works to highway structures and to address a backlog of life-expired street lighting columns.
- Providing necessary school places and school access initiatives, safeguarding and temporary accommodation.
- Investment for important additional school places for pupils with Special Educational Needs and Disabilities (SEND).
- Investment to support the Council’s commitment of carbon neutrality by 2050 at the latest.
- Capital Building Improvements and energy saving measures;
- Essential Libraries work to keep libraries in their current condition and stop them from deteriorating;
- Support of Economic Growth and Strategic Infrastructure investment.
- Supported accommodation and improvements

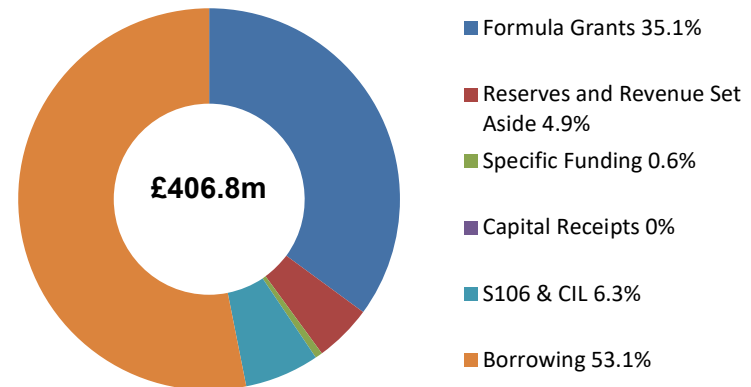
An estimated 31% (£230.4m) will be funded from Government grants, with 8% (£70.3m) funded from scheme-specific income, requiring the remainder (£452.2m) funded locally through borrowing, capital receipts and use of reserves set aside for a specific purpose.

## Total Programme of £752.9m comprising:

### MTFP Programme to 2024/25



### Programme 2025/26 to 2031/32



## Capital programme - current programme and resources

Capital Programme	2021/22	2022/23	2023/24	2024/25	2021-25	2025/26	2026/27	2027/28	2028/29	2029/30	2030/31	2031/32	Remaining Budget Total
	MTFP Period				Programme Total								
	£'000	£'000	£'000	£'000	£'000	£'000	£'000	£'000	£'000	£'000	£'000	£'000	£'000
Adult Social Care	60	194	50	50	354								354
Business Services	34,880	39,157	32,000	34,197	140,234	40,352	27,542	36,598	23,713	18,760	16,899	18,265	322,363
Children's Services	967	779	1,200	1,200	4,146								4,146
Communities, Economy & Transport	52,312	61,769	43,838	43,445	201,364	34,950	31,066	30,660	31,666	31,618	31,946	32,746	426,016
<b>Gross Expenditure by Department</b>	<b>88,219</b>	<b>101,899</b>	<b>77,088</b>	<b>78,892</b>	<b>346,098</b>	<b>75,302</b>	<b>58,608</b>	<b>67,258</b>	<b>55,379</b>	<b>50,378</b>	<b>48,845</b>	<b>51,011</b>	<b>752,879</b>
Section 106 and CIL	(6,047)	(1,711)	(1,962)	(2,967)	(12,687)	(1,216)	(284)	(95)					(14,282)
Other Specific Funding	(13,481)	(6,170)	(6,027)	(3,826)	(29,504)	(350)	(350)	(350)	(350)	(350)	(350)	(350)	(31,954)
<b>Net Expenditure</b>	<b>68,691</b>	<b>94,018</b>	<b>69,099</b>	<b>72,099</b>	<b>303,907</b>	<b>73,736</b>	<b>57,974</b>	<b>66,813</b>	<b>55,029</b>	<b>50,028</b>	<b>48,495</b>	<b>50,661</b>	<b>706,643</b>
Current Funding Assumptions	2021/22	2022/23	2023/24	2024/25	2021-25	2025-32	Total						
	MTFP Period				Programme Total	Programme Total	Resource						
	£'000	£'000	£'000	£'000	£'000	£'000	£'000						
Capital Receipts	5,919	8,580	6,505		21,004		21,004						
Formula Grants	25,177	25,436	17,738	19,433	87,784	142,607	230,391						
New Homes Bonus		816			816		816						
Section 106 and CIL Target						24,068	24,068						
Recycled Loans	375	625	500	500	2,000	350	2,350						
Reserves and revenue set aside	5,397	18,242	6,489	4,666	34,794	19,587	54,381						
Borrowing	31,823	40,319	37,867	47,500	157,509	216,124	373,633						
	<b>68,691</b>	<b>94,018</b>	<b>69,099</b>	<b>72,099</b>	<b>303,907</b>	<b>402,736</b>	<b>706,643</b>						

## Capital programme - Adult Social Care

Adult Social Care	2021/22	2022/23	2023/24	2024/25	2025/26	2026/27	2027/28	2028/29	2029/30	2030/31	2031/32	Remaining Budget Total
	MTFP Period											
	£'000	£'000	£'000	£'000	£'000	£'000	£'000	£'000	£'000	£'000	£'000	£'000
<b>Specific Projects:</b>												
Greenacres	10	144										154
House Adaptations	50	50	50	50								200
<b>Gross Expenditure</b>	<b>60</b>	<b>194</b>	<b>50</b>	<b>50</b>	<b>0</b>	<b>0</b>	<b>0</b>	<b>0</b>	<b>0</b>	<b>0</b>	<b>0</b>	<b>354</b>
S106 & CIL												
Other Specific Funding	(10)	(144)										(154)
<b>Net Expenditure</b>	<b>50</b>	<b>50</b>	<b>50</b>	<b>50</b>	<b>0</b>	<b>0</b>	<b>0</b>	<b>0</b>	<b>0</b>	<b>0</b>	<b>0</b>	<b>200</b>

## Capital programme - Business Services

Business Services	2021/22	2022/23	2023/24	2024/25	2025/26	2026/27	2027/28	2028/29	2029/30	2030/31	2031/32	Remaining Budget Total
	MTFP Period											
	£'000	£'000	£'000	£'000	£'000	£'000	£'000	£'000	£'000	£'000	£'000	£'000
<b>Target led basic need:</b>												
Schools Basic Need (delivered on behalf of CSD)	16,574	5,684	5,869	16,625	23,120	15,060	17,140	9,340	4,920			114,332
Capital Building Improvements (Schools)	5,400	5,463	3,982	3,982	3,982	3,982	3,982	3,982	3,982	3,982	3,982	46,701
Capital Building Improvements (Corpoate)	2,100	7,507	4,300	4,300	4,000	4,000	4,000	4,000	4,000	4,000	4,000	46,207
IT & Digital Strategy Implementation	8,568	14,910	10,999	2,940	3,900	3,550	11,126	6,041	5,508	8,567	9,933	86,042
<b>Specific Projects:</b>												
Lansdowne Secure Unit Phase 2	314											314
Energy Efficiency - SALIX scheme	428	350	350	350	350	350	350	350	350	350	350	3,928
Special Educational Needs	100	1,600	1,500									3,200
Special Educational Needs (Grove Park / Beacon)		2,500	5,000	6,000	5,000	600						19,100
Specialist Provision in Secondary Schools	730	150										880
Disability Children's Homes	20	222										242
Westfield Lane (delivered on behalf of CSD)	500	690										1,190
Property Agile Works	122	81										203
IT & Digital - Utilising Automation	24											24
<b>Gross Expenditure</b>	<b>34,880</b>	<b>39,157</b>	<b>32,000</b>	<b>34,197</b>	<b>40,352</b>	<b>27,542</b>	<b>36,598</b>	<b>23,713</b>	<b>18,760</b>	<b>16,899</b>	<b>18,265</b>	<b>322,363</b>
S106 & CIL	(5,484)	(185)	(1,806)									(7,475)
Other Specific Funding	(742)	(350)	(350)	(350)	(350)	(350)	(350)	(350)	(350)	(350)	(350)	(4,242)
<b>Net Expenditure</b>	<b>28,654</b>	<b>38,622</b>	<b>29,844</b>	<b>33,847</b>	<b>40,002</b>	<b>27,192</b>	<b>36,248</b>	<b>23,363</b>	<b>18,410</b>	<b>16,549</b>	<b>17,915</b>	<b>310,646</b>



## Capital programme - Children's Services

Children's Services	2021/22	2022/23	2023/24	2024/25	2025/26	2026/27	2027/28	2028/29	2029/30	2030/31	2031/32	Remaining Budget Total
	MTFP Period											
	£'000	£'000	£'000	£'000	£'000	£'000	£'000	£'000	£'000	£'000	£'000	£'000
<b>Target led basic need:</b>												
Schools Delegated Capital	760	729	1,150	1,150								3,789
<b>Specific Projects:</b>												
House Adaptations	160	50	50	50								310
Conquest Centre redevelopment	47											47
<b>Gross Expenditure</b>	<b>967</b>	<b>779</b>	<b>1,200</b>	<b>1,200</b>	<b>0</b>	<b>0</b>	<b>0</b>	<b>0</b>	<b>0</b>	<b>0</b>	<b>0</b>	<b>4,146</b>
S106 & CIL												
Other Specific Funding	(760)	(729)	(1,150)	(1,150)								(3,789)
<b>Net Expenditure</b>	<b>207</b>	<b>50</b>	<b>50</b>	<b>50</b>	<b>0</b>	<b>0</b>	<b>0</b>	<b>0</b>	<b>0</b>	<b>0</b>	<b>0</b>	<b>357</b>

## Capital programme - Communities, Economy & Transport

Communities, Economy & Transport	2021/22	2022/23	2023/24	2024/25	2025/26	2026/27	2027/28	2028/29	2029/30	2030/31	2031/32	Remaining Budget Total
	MTFP Period											
	£'000	£'000	£'000	£'000	£'000	£'000	£'000	£'000	£'000	£'000	£'000	£'000
<b>Target led basic need:</b>												
Bridge Assessment Strengthening	1,662	3,026	3,708	1,775	3,025	2,777	1,830	1,885	1,942	2,000	2,060	25,690
Highways Structural Maintenance	16,512	20,921	21,147	21,688	22,246	22,819	23,412	24,022	24,649	25,295	25,961	248,672
Rights of Way Surface Repairs and Bridge Replacement Programme	577	565	565	475	484	494	504	514	524	540	556	5,798
Street Lighting and Traffic Signals (life expired)	1,713	3,745	3,792	3,839	3,888	989	1,041	1,095	1,135	1,192	1,250	23,679
<b>Specific Projects:</b>												
Broadband	1,109	2,512	2,513	2,513								8,647
Salix Solar Panels	257	86										343
Salix Decarbonisation - Ninfield School	145											145
Street Lighting and Traffic Signals - SALIX scheme	1,636											1,636
Climate Emergency Works	768	2,819										3,587
Climate Emergency Action Plan			3,000	3,000								6,000
Bexhill & Hastings Link Road (BHLR)	1,660	252										1,912
BHLR Complementary Measures	-68	198										130
Community Match Fund	60	1,189										1,249
<b>Economic Growth &amp; Strategic Infrastructure Programme</b>												
Economic Intervention Fund - Grants	221	368	345	300	300	300	300	154				2,288
Economic Intervention Fund - Loans	375	500	500	500	473							2,348
Stalled Sites	75	100	154									329
EDS Upgrading Empty Commercial Property		7										7
Hailsham HWRS	5	159										164
Other Integrated Transport Schemes	3,270	5,402	2,981	5,535	4,024	3,153	3,014	2,919	2,919	2,919	2,919	39,055
Integrated Transport Schemes - A22 Corridor Package	429											429

# Capital programme - Communities, Economy & Transport

Communities, Economy & Transport	2021/22	2022/23	2023/24	2024/25	2025/26	2026/27	2027/28	2028/29	2029/30	2030/31	2031/32	Remaining Budget Total
	MTFP Period											
	£'000	£'000	£'000	£'000	£'000	£'000	£'000	£'000	£'000	£'000	£'000	£'000
Visually Better Roads		5,800										5,800
The Keep	14	132	96	26		85	110	628				1,091
Library Refurbishment	490	622	449	449	449	449	449	449	449			4,255
Covid-19 Recovery - Libraries Targeted Support	250											250
Newhaven Port Access Road	459	79	20	776								1,334
Real Time Passenger Information	139	47	44	60	61							351
Queensway Depot Development (Formerly Eastern)	300		791									1,091
Exceat Bridge	887	1,748	3,733	2,509								8,877
Emergency Active Travel Fund - Tranche 1	6											6
Emergency Active Travel Fund - Tranche 2	921	522										1,443
Local Enterprise Funded Schemes												
Eastbourne Town Centre Phase 2	515	1,959										2,474
Bexhill Enterprise Park North	1,940											1,940
Eastbourne/South Wealden Walking & Cycling Packag	482	2,231										2,713
Hailsham/Polegate/Eastbourne Movement & Access Corridor	276	744										1,020
Hastings & Bexhill Movement & Access Package	1,571	4,323										5,894
Sidney Little Road Business Incubator Hub	381											381
Skills for Rural Businesses Post Brexit	3,113											3,113
Bexhill Creative Workspace	369											369
Eastbourne Fisherman's Quayside & Infrastructure Development Project	1,440											1,440
Getting Building Fund - Fast Track Business Solutions	3,500											3,500
Getting Building Fund - Observer Building	778											778
Getting Building Fund - Restoring Winter Gardens	1,324											1,324
Getting Building Fund - Creative Hub 4 Fisher Street	107											107
Getting Building Fund - Riding Sunbeams	1,820	707										2,527
Getting Building Fund - Sussex Innovation Falmer	200											200

## Capital programme - Communities, Economy & Transport

Communities, Economy & Transport	2021/22	2022/23	2023/24	2024/25	2025/26	2026/27	2027/28	2028/29	2029/30	2030/31	2031/32	Remaining Budget Total
	MTFP Period											
	£'000	£'000	£'000	£'000	£'000	£'000	£'000	£'000	£'000	£'000	£'000	£'000
Getting Building Fund - UTC Maritime and Sustainable Technology Hub	294	1,006										1,300
Getting Building Fund - Accessing Charleston	330											330
<b>Gross Expenditure</b>	<b>52,312</b>	<b>61,769</b>	<b>43,838</b>	<b>43,445</b>	<b>34,950</b>	<b>31,066</b>	<b>30,660</b>	<b>31,666</b>	<b>31,618</b>	<b>31,946</b>	<b>32,746</b>	<b>426,016</b>
S106 & CIL	(563)	(1,526)	(156)	(2,967)	(1,216)	(284)	(95)					(6,807)
Other Specific Funding	(11,969)	(4,947)	(4,527)	(2,326)								(23,769)
<b>Net Expenditure</b>	<b>39,780</b>	<b>55,296</b>	<b>39,155</b>	<b>38,152</b>	<b>33,734</b>	<b>30,782</b>	<b>30,565</b>	<b>31,666</b>	<b>31,618</b>	<b>31,946</b>	<b>32,746</b>	<b>395,440</b>

## Reserve Balances

	Anticipated Balance 31st Mar 2022 £'000	Net planned Movements 2022/23 £'000	Anticipated Balance 31st Mar 2023 £'000	Estimated Balance 31st Mar 2026 £'000
<b>Held on behalf of others or statutorily ringfenced</b>				
Balances held by Schools	20,512	0	20,512	20,512
Extended Schools	1,652	0	1,652	1,652
Schools Supply Teacher Insurance	359	0	359	0
<b>Schools</b>	<b>22,523</b>	<b>0</b>	<b>22,523</b>	<b>22,164</b>
Public Health	5,787	(128)	5,659	5,977
On Street Car Parking	3,601	147	3,748	4,565
EU Exit Funding	649	0	649	427
ACRES (Adult College of Rural East Sussex)	422	0	422	422
The Keep - Archive Service	476	(17)	459	394
High Weald	206	(16)	190	190
Sussex Air Quality Partnership	60	(9)	51	0
Lewes Athletics Track	14	0	14	14
<b>Subtotal held on behalf of others or statutorily ringfenced</b>	<b>33,738</b>	<b>(23)</b>	<b>33,715</b>	<b>34,153</b>
<b>Service-Specific Reserves:</b>				
Corporate Waste	16,113	0	16,113	9,688
Capital Programme	19,680	(1,614)	18,066	7,481
Insurance Risk	6,790	(500)	6,290	5,290
Adult Social Care Reform	0	0	0	0
<b>Total Named Service Reserves</b>	<b>42,583</b>	<b>(2,114)</b>	<b>40,469</b>	<b>22,459</b>
<b>Strategic Reserves:</b>				
Priority Outcomes and Transformation reserve: to fund the transformation programme to change, protect and improve Council services	16,999	(9,910)	7,089	3,249
Financial Management reserve: to manage the potential financial consequences of risks recognised in the Council's risk management arrangements and the CFO's robustness statement, and to enable the effective management of the medium-term financial strategy and investment strategy	52,698	(11,005)	41,693	21,799
<b>Total Strategic Reserves</b>	<b>69,697</b>	<b>(20,915)</b>	<b>48,782</b>	<b>25,048</b>
<b>General Fund</b>	<b>10,000</b>	<b>0</b>	<b>10,000</b>	<b>10,000</b>
<b>Total Reserves</b>	<b>156,018</b>	<b>(23,052)</b>	<b>132,966</b>	<b>91,660</b>

This table provides a summary of planned movements in and out of the individual reserves over the financial year 2022/23.

# Explanation of key terms

## Balances

A working balance is needed so that payments can be made before income is received, and as a cushion against unexpected expenditure during the year.

## Band D Property

Property band commonly used to specify the average council tax. The band includes property values between £68,001 and £88,000 (as at 1<sup>st</sup> April 1991).

## Budget

An expression mainly in financial terms of the Council's policy for a specified period.

## Business Rates

A charge on commercial and industrial buildings fixed by the Government and collected by District and Borough Councils. As of 2013/14 a proportion is retained and shared locally amongst authorities (including Fire & Rescue), rather than going to the Government for redistribution on a national basis. That part of business rates going to Government is redistributed as "Top-Up" grant, where local need is assessed as greater than the share of business rates retained locally. All County Councils are "Top-Up" authorities, receiving only a small share of business rates.

## Depreciation

Amounts charged to services revenue for the use of assets/ infrastructure.

## Capital Expenditure / Capital Programme

Expenditure on the acquisition of assets, or which adds to rather than maintains the value of existing assets. It is financed mainly from borrowing and charged to the revenue account over a number of years.

## Capital Financing

Capital expenditure is financed by loans, Government grants, external contributions (e.g. developers' contributions to specific schemes) contribution from the revenue account, and proceeds from the sale of assets. The revenue budget bears the cost of direct revenue contributions, together with interest and the provision for repayments of these loans.

## Capital Receipts

Income received from the sale of capital assets, together with specific contributions, including Government grants, towards capital expenditure.

## Contingency

A sum set aside to meet future pay and price rises over and above provision made in departmental budgets.

## Council Tax Requirement

This is an amount calculated, in advance of each year, by each billing authority (e.g. Lewes District Council) and by each major precepting authority, (e.g. East Sussex County Council). It is the amount of revenue to be met from Council Tax, and is equivalent to an authority's Band D Council Tax multiplied by its council tax base.

## Dedicated Schools Grant (DSG)

A major ring-fenced government specific grant, introduced in 2006/07, which provides funding for schools and schools-related expenditure.

## Earmarked Reserves

Reserves which are set aside for specific purposes.

## Government Grants

Contributions by central Government towards either the revenue or capital cost of local authority services.

## Levies

A contribution which the County Council is required to make towards the costs of Ashdown Forest Conservators, Environment Agency (for flood defence) and Sussex Inshore Fisheries and Conservation Authority.

## Net Budget Requirement

The total expenditure (after deduction of income) that the Council can finance from the aggregation of Revenue Support Grant, Business Rates and Council Tax.

## New Homes Bonus

A government grant which is aimed at encouraging local authorities to increase the number of homes in their area.

## Precept

The income which the Council requires a District or Borough Council to raise on its behalf from Council Tax.

## Provisions and Reserves

Provisions are made for liabilities and losses which are likely or certain to be incurred but the amount or dates on which they will arise cannot be determined accurately. Internal reserves are set aside to finance future expenditure for purposes falling outside the definition of provisions.

## Revenue Expenditure

Expenditure that the Council incurs on the day-to-day costs of providing services including principally on pay, running costs of buildings, equipment, third party payments and capital financing costs.

## Revenue Support Grant (RSG)

Additional funding received from central government, outside that received through the business rates retention scheme.

## Slippage

Actual capital payments or income, spent or received in a year different to that planned in the capital programme.

## Specific and Special Grants

Grants paid by central Government for specific services and allocated to local authorities according to specific policies criteria.

## Tax Base

All domestic properties are placed in one of eight valuation bands. The council tax base is calculated according to Government regulations to assess, by proportion, the equivalent number of Band D properties. The County's net expenditure is divided by this number to give the council tax levy.

## Third Party Payments

Payments made to agencies and contracted service providers, e.g. payments to private sector nursing homes.

## Transfer Payments

Money paid by a local authority to an individual specifically to enable them to pay someone else e.g. awards paid to students to enable them to pay fees.