

Report to People Scrutiny Committee

Developing Care Markets

Strategic Overview

- Summary of Care Quality Commission (CQC) regulated care services
 - Older People's Bedded Care
 - Older People's Homecare
 - Specialist Bedded Care supporting adult's with complex mental health and learning disabilities
- Quality within the care markets
- Current demands and service challenges

Summary of regulated care services in East Sussex

Sector	No. providers	No. services	No. beds/units	No. of ESCC funded clients
OP Bedded	127	174	6546	1424
Spec Bedded	58	116	1228	506
Home Care	46			2241
Commissioned Extra Care	2	7	330	228
Supported Living	39	123	655	493

As of August 2021

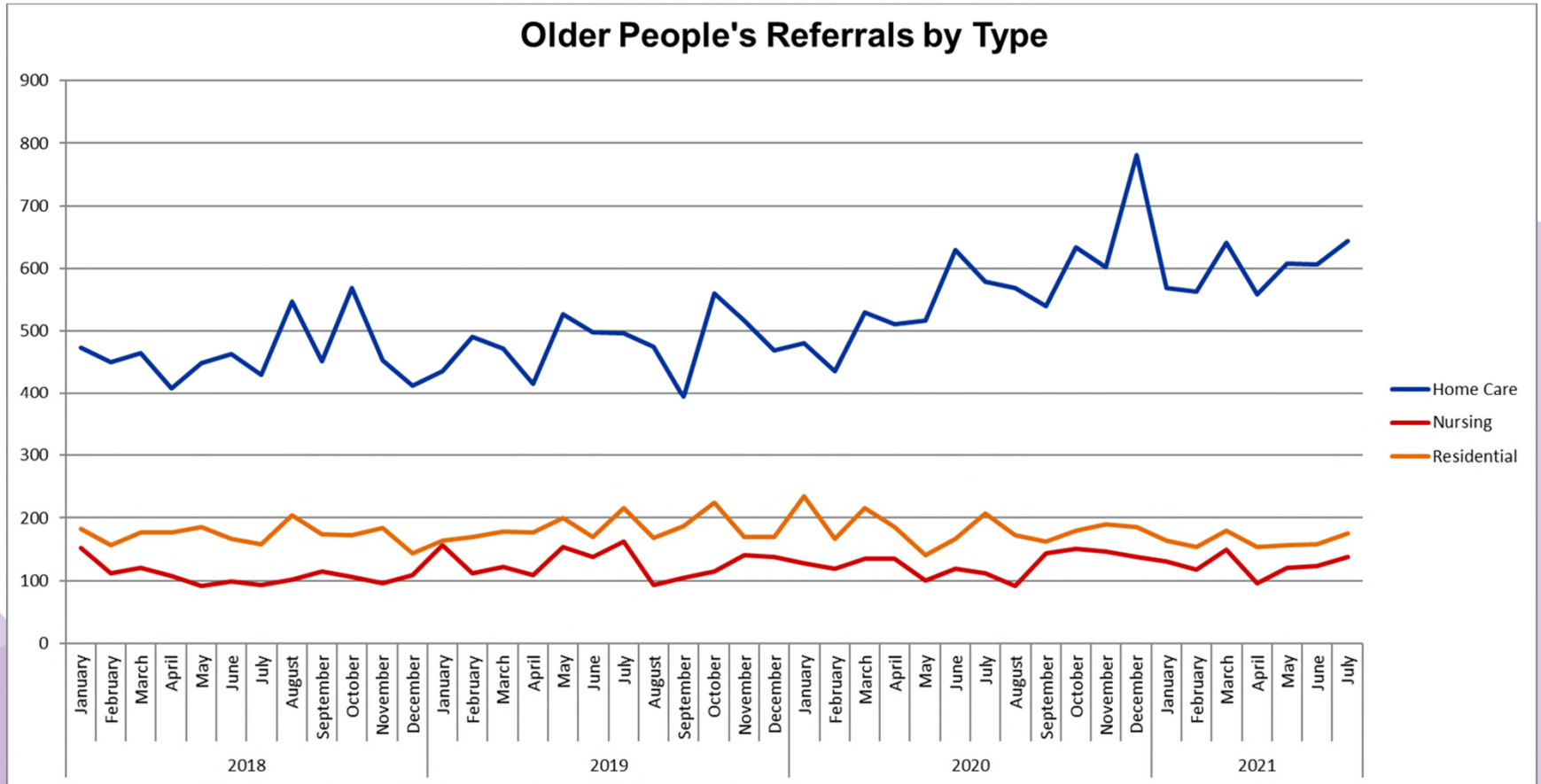
Older People Bedded Care – general observations

- The rate of referrals for all types of OP bedded care remained the same between 2019 and 2020.
- The number of referrals for general residential care have reduced over 2020 into 2021. Demand is more focussed toward nursing care and support for people with dementia.
- We purchase using local authority set rates
- Number of people in older people's bedded care services funded by the local authority is 1637
- We spend over £65m per year with older people's bedded care services

Homecare – general observations

- Homecare referral numbers have increased and continue to increase
- Average package of care is 12 hours per week
- Homecare delivery can range from a short welfare check a few times a week, to as many as four long calls a day with two carers needed to deliver the appropriate support.
- Rates are set within the contract between ESCC and the provider
- Number of people currently receiving homecare is 2241
- We spend over £28m per year on homecare services

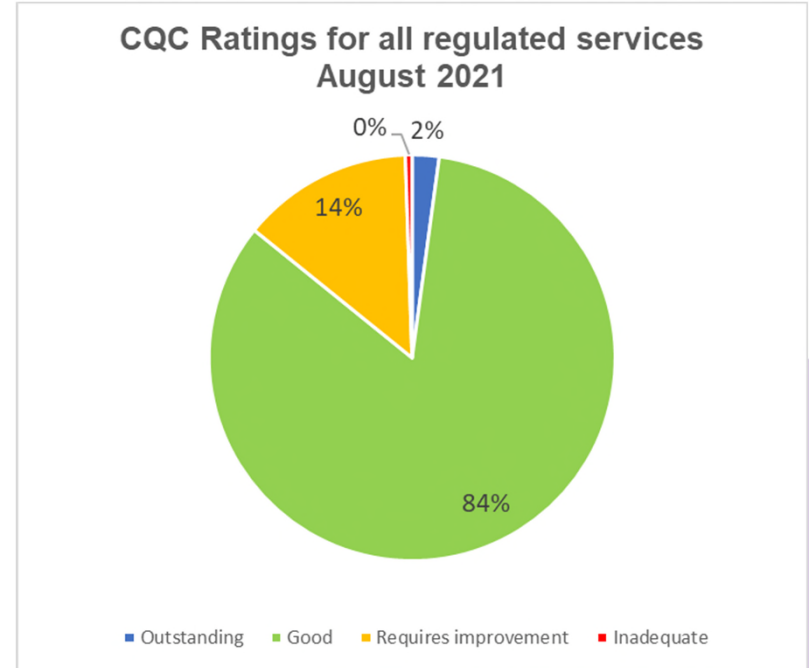
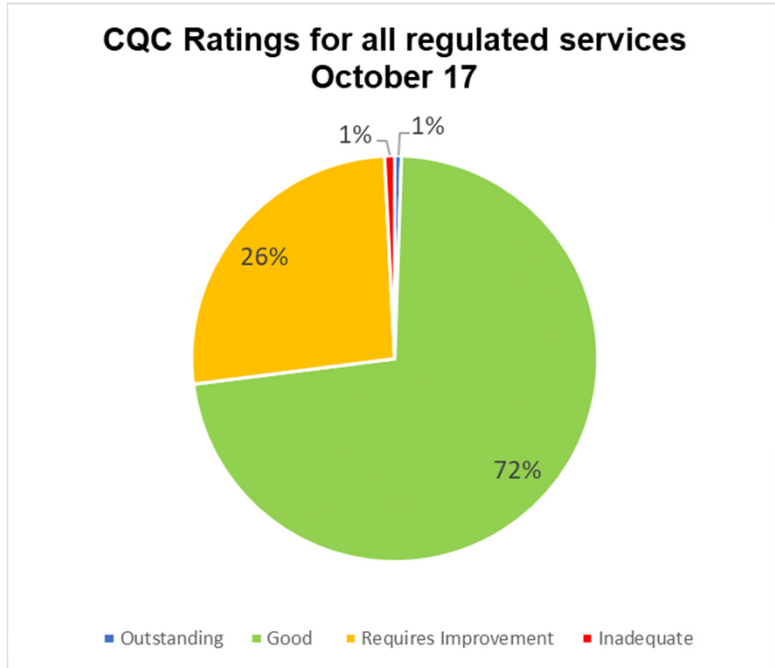
Older People's Referrals to ASC Brokerage



Specialist bedded care

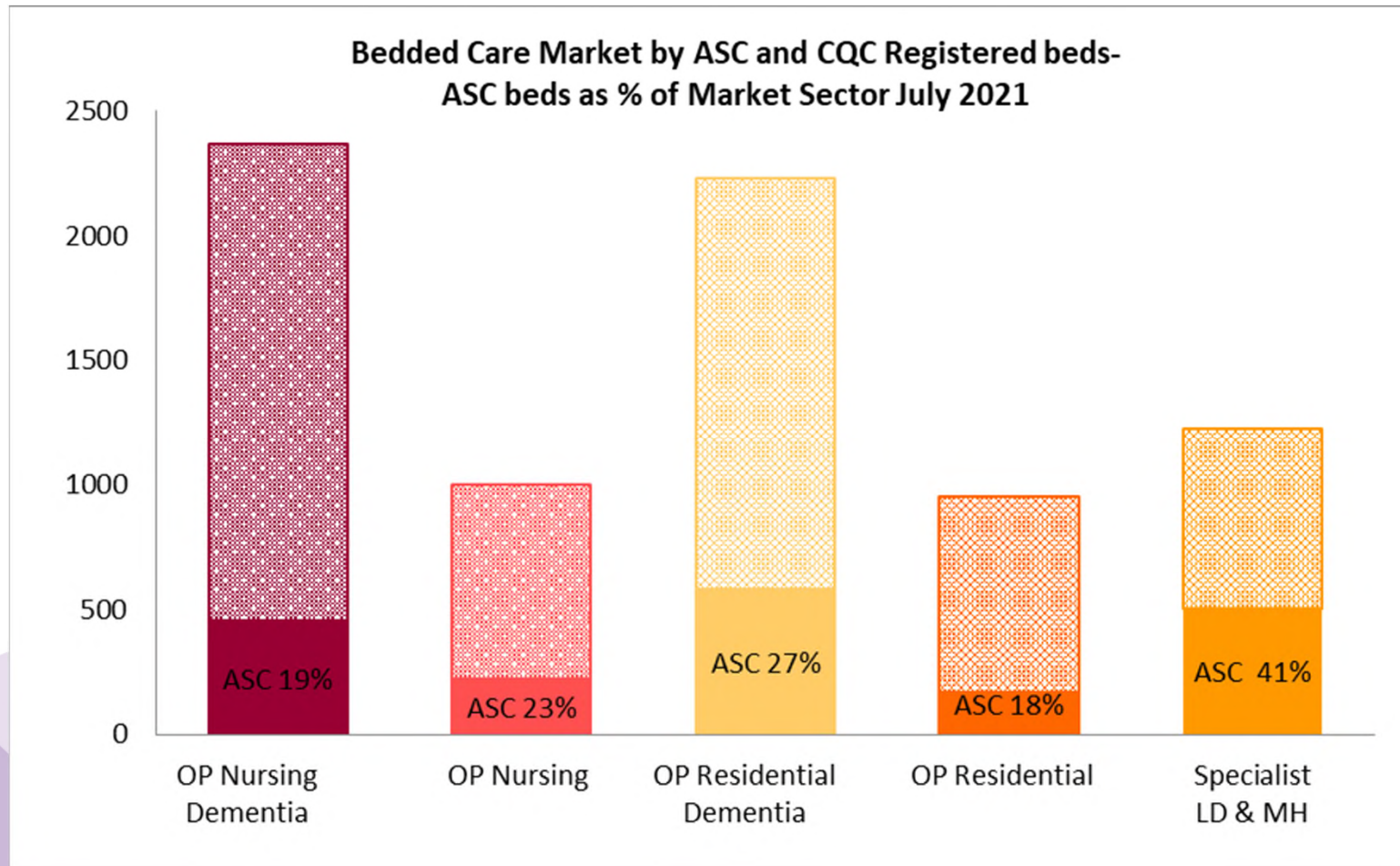
- Referrals have remained consistent
- Complexity of need is increasing
 - individuals in healthcare and hospital settings requiring accommodation and support on discharge.
 - Complex dementia
- Every specialist placement is individually negotiated
- Number of clients supported in Specialist bedded care settings funded by the Local Authority is 647
- We spend over £50m per year on specialist registered residential care

Market Information and Quality



- Between January 2020 and August 2021, 19 care homes closed with a total of 428 beds lost:
 - 13 homes rated Good
 - 5 homes rated Requires Improvement
 - 1 homes rated Inadequate
- During the same time period, 206 beds opened in the market of which 68 beds would be available at local authority rates.

Bedded Care Market Share



Care Homes during covid

- People who have received both vaccinations in East Sussex:
 - 95% residents
 - 78% staff
- Number of services closed to admissions
 - 13 homes reported as closed to admissions as of 10th August
 - Over 50 homes reported as closed to admissions at height of second wave
- Staffing capacity – impact of staff self-isolating/vaccinations
- Testing
 - During 2020, care homes had variable access to testing
 - The current position and government policy is that all residents should be tested on admission and thereafter monthly, and staff tested weekly
- Grant funding allocated during Covid = £22.6m

Risks/issues/challenges

- Workforce
 - Long term wellbeing of staff and residents
 - Building and retaining resilient workforce
- Demand for homecare
- Need for community specialist services to support people with very challenging and complex needs including dementia
- Funding reform
 - Government commitment to a long term sustainable plan. Announcements expected Autumn 2021
- Continue with what is working well
 - Communication and information
 - Business Continuity process
 - Training for the Independent Sector

Thank you and questions